




Street Projects



Five Year Capital Improvement Program

	Page #	Expended as of 2/28/14	Remaining Budget	Adopted 2014/15
Streets				
~ Funded Projects ~				
Alley Improvements - Citywide (CDBG)	1	860,681	151,471	-
Highway Improvements - State Route 71 to Freeway Conversion	2	1,023,767	159,062	-
Landscape Improvements - Mission Boulevard/SR 71	3	11,363	438,637	-
Major Street Rehabilitation - Citywide (FY 12/13)	4	229,532	4,158,468	-
Major Street Rehabilitation - Citywide (FY 13/14 - FY 14/15)	5	1,760	1,798,240	2,800,000
Median Closure - State Route 71	6	-	-	100,000
Sidewalks - Elwood Avenue and Glenpark Street	7	25,872	624,128	-
Street Improvements - Hamilton Blvd Grade Separation at RR	8	202	290,798	-
Street Improvements - Mission Boulevard and SR 71 Grade Separation	9	44,697,732	181,227	-
Street Rehabilitation - White Avenue (Grand Ave to Lexington Ave)	10	5,300	1,078,700	-
	Subtotals:	46,856,209	8,880,731	2,900,000
~ Partially Funded Projects ~				
ADA Path of Travel - Citywide (CDBG) (FY 14/15 - FY 16/17)	11	-	-	391,593
Alley Improvements - Citywide (CDBG) (FY 14/15 - FY 16/17)	12	-	-	115,000
Bridge Rehabilitation Program	13	27,936	190,664	30,000
Local Street Rehabilitation - District 1 and 6	14	910	399,090	700,000
Local Street Rehabilitation - District 2 and 3	15	-	-	238,094
Mission Corridor Improvement	16	170,994	1,102,573	-
Sidewalks - Citywide (FY 13/14) (CDBG)	17	1,083	1,117,755	-
Street Improvements - District 3 (CDBG) (FY 14/15 - FY 16/17)	18	-	-	111,223
Street Rehabilitation - Slurry Seal Various Locations Citywide (FY 13/14)	19	145	99,855	-
Streetscape - Downtown Area	20	17,850	196,900	-
	Subtotals:	218,918	3,106,837	1,585,910
~ Unfunded Projects ~				
Alley Improvements - Citywide	-	-	-	-
Median Landscaping - Arrow Hwy (W.C.L. to Orange Grove Ave)	-	-	-	-
Median Landscaping - Mission Boulevard (SR 71 to Temple Ave)	-	-	-	-
Sidewalks - Citywide	-	-	-	-
Sidewalks - Citywide CDBG	-	-	-	-
Sidewalks - District 3 (Missing Links)	-	-	-	-
Sidewalks - Huntington Street, Phillips Drive and Muir Avenue	-	-	-	-
Street Improvements - Aliso Street (Garey Ave to Windsor Pl)	-	-	-	-
Street Improvements - Artesia Street (Alameda St to Berkeley Ave)	-	-	-	-
Street Improvements - Berkeley Avenue (Willow St to Artesia St)	-	-	-	-
Street Improvements - Breon Street Intersection (Pavilion Dr)	-	-	-	-
Street Improvements - Cypress Street (Mission Blvd to 7th St) (Ph II)	-	-	-	-
Street Improvements - Densmore Street	-	-	-	-
Street Improvements - Eleanor Avenue (6th St to 7th St)	-	-	-	-
Street Improvements - Ellen Place and Notre Dame Avenue	-	-	-	-
Street Improvements - Garfield Ave (Garey Ave to Palomares St)	-	-	-	-
Street Improvements - La Mesa Street (7th St to 9th St)	-	16,110	-	-

Five Year Capital Improvement Program


Plan 2015/16	Plan 2016/17	Plan 2017/18	Plan Beyond 2018	Impact to Future Operating	
-	-	-	-	Minimal	
-	-	-	-	Minimal	
-	-	-	-	Minimal	
-	-	-	-	Minimal	
-	-	-	-	Minimal	
-	-	-	-	Minimal	
-	-	-	-	Minimal	
-	-	-	-	Minimal	
-	-	-	-	5,000	
-	-	-	-	Minimal	
-	-	-	-	Minimal	
-	812,407	-	-	Minimal	
-	1,985,000	-	-	Minimal	
120,000	-	-	-	Minimal	
300,000	-	-	-	Minimal	
1,361,906	-	-	-	Minimal	
-	-	-	7,846,672	Minimal	
381,162	-	-	-	Minimal	
814,777	-	-	-	Minimal	
430,000	-	-	-	Minimal	
-	-	-	985,250	Minimal	
3,407,845	2,797,407	-	8,831,922		
-	-	-	17,700,000	Minimal	
-	-	-	1,052,156	Minimal	
-	-	-	1,888,726	Minimal	
-	-	-	7,500,000	Minimal	
-	-	-	18,000,000	Minimal	
-	-	-	1,500,000	Minimal	
-	-	-	150,000	Minimal	
-	-	-	250,000	Minimal	
-	-	-	430,500	Minimal	
-	-	-	392,800	Minimal	
-	-	-	120,000	Minimal	
-	-	-	280,000	Minimal	
-	-	-	220,000	Minimal	
-	-	-	260,000	Minimal	
-	-	-	350,000	Minimal	
-	-	-	580,000	Minimal	
-	-	-	403,890	Minimal	
-	-	-	-		

Five Year Capital Improvement Program

	Page #	Expended as of 2/28/14	Remaining Budget	Adopted 2014/15
Street Improvements - Laurel Street (Dudley St to Hamilton Blvd)	-	-	-	-
Street Improvements - Laurel Street (Erie St to Dudley St)	-	-	-	-
Street Improvements - Linden Street (6th St to 11th St) (Phase II)	-	-	-	-
Street Improvements - Main Street (12th St to Grand Ave)	-	-	-	-
Street Improvements - Union Avenue (Mt Vernon Ave to Holt Ave)	-	-	-	-
Street Improvements - White Avenue Off-Ramp at I-10	-	-	-	-
Street Rehabilitation - Archwood Drive (Prospect Dr to Fremont St)	-	59,543	-	-
Street Rehabilitation - Fourth Street (Rebecca St to Cypress St)	-	-	-	-
Street Rehabilitation - Garey Avenue (Foothill Blvd to Holt Ave)	-	-	-	-
Street Rehabilitation - Intersection Upgrades - Var Locations - Citywide	-	-	-	-
Street Rehabilitation - Mission Hills Tract	-	-	-	-
Street Rehabilitation - Pacific Street, Mercury Circle and Atlantic Street	-	-	-	-
Street Rehabilitation - San Bernardino Avenue (Gibbs St to E.C.L.)	-	-	-	-
Streetscape - Median Beautification - District 6 (Priority I)	-	-	-	-
Streetscape - Median Beautification - District 6 (Priority II)	-	-	-	-
Streetscape/Landscape - White Avenue (I-10 to Auto Center Dr)	-	-	-	-
Subtotals:		75,653	-	-
Streets Category Totals:		47,150,780	11,987,568	4,485,910

Five Year Capital Improvement Program

Plan 2015/16	Plan 2016/17	Plan 2017/18	Plan Beyond 2018	Impact to Future Operating
-	-	-	410,800	Minimal
-	-	-	282,000	Minimal
-	-	-	855,000	Minimal
-	-	-	190,000	Minimal
-	-	-	875,000	Minimal
-	-	-	3,350,000	Minimal
-	-	-	420,457	Minimal
-	-	-	245,600	Minimal
-	-	-	4,211,000	Minimal
-	-	-	4,105,650	Minimal
-	-	-	775,000	Minimal
-	-	-	1,000,000	Minimal
-	-	-	997,500	Minimal
-	-	-	6,254,000	Minimal
-	-	-	1,150,000	Minimal
-	-	-	5,800,000	Minimal
-	-	-	82,000,079	
3,407,845	2,797,407	-	90,832,001	






THIS PAGE INTENTIONALLY LEFT BLANK



Funded Projects



CITY OF POMONA
Capital Improvement Program Project Details

Project Title: **Alley Improvements - Citywide (CDBG)**

Project Description: This project will provide for the construction of alley improvements at CDBG eligible locations citywide. The improvements will include asphalt pavement, concrete "V" gutters, manhole adjustments, alley approaches, directional curb ramps, grading and removals.

Project Number:
 213-2590-XXXXX-64645

Phase 1 - Alleys included in FY 2010/11 and FY 2011/12 Capital Improvement Program.
 Phase 2 - Alleys: District 4: Design (88, 89 and 138), Construction (138).
 (Description changed FY13/14)

Department / Division
 PW/Engineering

Council District: <input type="checkbox"/> -1 <input type="checkbox"/> -2 <input type="checkbox"/> -3 <input type="checkbox"/> -4 <input type="checkbox"/> -5 <input type="checkbox"/> -6 <input checked="" type="checkbox"/> Citywide <input checked="" type="checkbox"/> Council Request	Project Status: <input type="checkbox"/> Pending <input type="checkbox"/> RFP prepared <input type="checkbox"/> In design <input type="checkbox"/> Out to Bid <input checked="" type="checkbox"/> Under Construction <input type="checkbox"/> Construction Completed	Project/Construction Management City PM: Brian Henslee Design: VA Consulting CM: Civiltec Contractor: Martinez Concrete	Origination Yr: FY10/11 Yr Amended: FY13/14 % Completed: 85%
--	---	--	--


Estimated Project Cost:		Project Impact Information:	
<i>Cost by Project Categorization</i>	<i>Cost</i>	<i>Impact on Future Operating Costs</i>	<i>Phase I</i>
Land Acquisition / Right of Way		Increase <input type="checkbox"/>	Annual Amt \$ _____
Design (CM / Engineer / Staff)	50,000	Decrease <input type="checkbox"/>	Annual Amt \$ _____
Construction Contract	952,152	Minimal <input checked="" type="checkbox"/>	Chg'd to fund # <u>208</u>
Other - Geotech, Survey, Environ	10,000	Design Award Cost	129,102
Total Project Cost	1,012,152	Design Award Date	3/7/2011
Total Project Funded	1,012,152	Awarded Construction Cost	517,285
Total Project Unfunded	-	Council Award Date	8/6/2012

Funding Allocation


Funding Source(s)	Expenses as of 02/28/14	Remaining Budget	Fiscal 2014/15	Plan 2015/16	Plan 2016/17	Plan 2017/18	Plan Beyond 2018
CDBG (111-64645)	86,611						
CDBG (112-64645)	50,000						
CDBG (113-64645)	214,760						
CDBG (114-64645)	157,276	141,470					
CDBG (116-64645)	254,059						
CDBG (213-64645)	6,911	7,319					
CDBG (117-64645)	84,864	2,682					
Private Contribution	6,200						
Total	860,681	151,471	-	-	-	-	-

Pending					
Unfunded Project Costs					

Before Construction



After Construction



**Alley #2-435
 (off Gordon between 10th & 11th)**

CITY OF POMONA
Capital Improvement Program Project Details

Project Title: **Highway Improvements - State Route 71 Expressway to Freeway Conversion (Caltrans)**

Project Description: The purpose of this project is to complete the environmental assessment analysis; relieve existing traffic congestion; increase traffic safety; and accommodate future traffic demands resulting from regional growth. This CIP project, as presented herein, will solely provide City's fair share of funding for the preparation of project study report by Caltrans under which Caltrans is the lead agency in this project. It also provides funding for City Staff time required to review and coordinate this effort. Ultimate widening of the SR71 is from SR60 to I-10.

Project Number:
 418-2590-XXXXX-72057

Department / Division
 PW/Engineering

(Description changed FY 13/14)

Council District: <input type="checkbox"/> -1 <input type="checkbox"/> -2 <input type="checkbox"/> -3 <input type="checkbox"/> -4 <input checked="" type="checkbox"/> -5 <input type="checkbox"/> -6 <input type="checkbox"/> Citywide <input type="checkbox"/> Council Request	Project Status: <input type="checkbox"/> Pending <input type="checkbox"/> RFP prepared <input checked="" type="checkbox"/> In design <input type="checkbox"/> Out to Bid <input type="checkbox"/> Under Construction <input type="checkbox"/> Construction Completed	Project/Construction Management City PM: City Engineer Design: Caltrans CM: Contractor:	Origination Yr: FY08/09 Yr Amended: FY13/14 % Completed: 85%
---	---	--	--

Estimated Project Cost:		Project Impact Information:	
<i>Cost by Project Categorization</i>	<i>Cost</i>	<i>Impact on Future Operating Costs</i>	
Land Acquisition / Right of Way		Increase <input type="checkbox"/>	Annual Amt \$ _____
Design (CM / Engineer / Staff)	1,182,829	Decrease <input type="checkbox"/>	Annual Amt \$ _____
Construction Contract		Minimal <input checked="" type="checkbox"/>	Chg'd to fund # <u>208</u>
Other - Geotech, Survey, Environ		Design Award Cost	_____
Total Project Cost	1,182,829	Design Award Date	_____
Total Project Funded	1,182,829	Awarded Construction Cost	_____
Total Project Unfunded	-	Council Award Date	_____

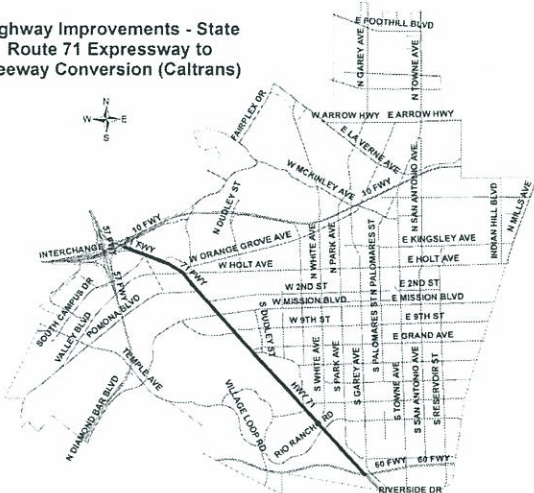
Funding Allocation

Funding Source(s)	Expenses as of 02/28/14	Remaining Budget	Fiscal 2014/15	Plan 2015/16	Plan 2016/17	Plan 2017/18	Plan Beyond 2018
Series "W" Bonds	155,264						
TCSP Fund	727,565						
Prop C Fund	140,938	59,062					
STP-L Fund		100,000					
Total	1,023,767	159,062	-	-	-	-	-

Pending
Unfunded Project Costs

Project Location

Highway Improvements - State Route 71 Expressway to Freeway Conversion (Caltrans)



Before Construction



CITY OF POMONA
Capital Improvement Program Project Details

Project Title: **Landscape Improvements - Mission Boulevard/SR 71**

Project Description: This project includes tree planting and related work (irrigation, hardscape, etc.) for the newly constructed Mission Boulevard/SR-71 overcrossing bridge abutments to enhance aesthetics and reduce erosion, and to supplement the Environmental Enhancement Mitigation Program (EEMP) grant. Grant and project to be transferred to Caltrans if SR-71 Gap/Widening project design starts in 2014.

Project Number:
 208-2594-XXXXX-67906

Department / Division
 PW/Engineering

Council District: <input checked="" type="checkbox"/> -1 <input type="checkbox"/> -2 <input type="checkbox"/> -3 <input type="checkbox"/> -4 <input checked="" type="checkbox"/> -5 <input type="checkbox"/> -6 <input type="checkbox"/> Citywide <input type="checkbox"/> Council Request	Project Status: <input type="checkbox"/> Pending <input checked="" type="checkbox"/> RFP prepared <input type="checkbox"/> In design <input type="checkbox"/> Out to Bid <input type="checkbox"/> Under Construction <input type="checkbox"/> Construction Completed	Project/Construction Management City PM: Matt Pilarz Design: CM: Contractor:	Origination Yr: FY11/12 Yr Amended: FY13/14 % Completed: 2%
--	---	---	---

Estimated Project Cost:		Project Impact Information:	
<i>Cost by Project Categorization</i>	<i>Cost</i>	<i>Impact on Future Operating Costs</i>	
Land Acquisition / Right of Way		Increase <input type="checkbox"/>	Annual Amt \$ _____
Design (CM / Engineer / Staff)	90,000	Decrease <input type="checkbox"/>	Annual Amt \$ _____
Construction Contract	350,000	Minimal <input checked="" type="checkbox"/>	Chg'd to fund # <u>208</u>
Other - Geotech, Survey, Environ	10,000	Design Award Cost	_____
Total Project Cost	450,000	Design Award Date	_____
Total Project Funded	450,000	Awarded Construction Cost	_____
Total Project Unfunded	-	Council Award Date	_____

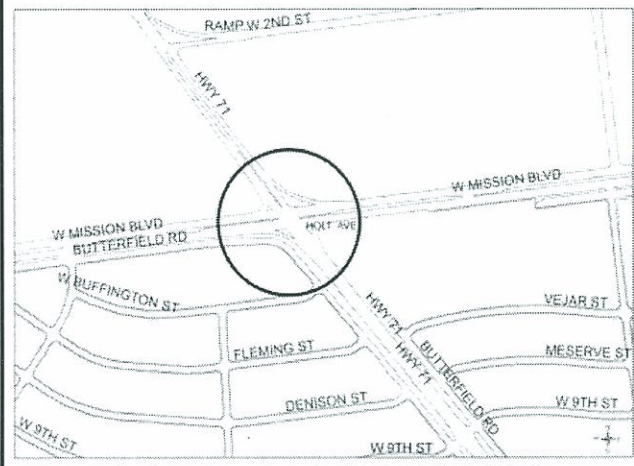
Funding Allocation

Funding Source(s)	Expenses as of 02/28/14	Remaining Budget	Fiscal 2014/15	Plan 2015/16	Plan 2016/17	Plan 2017/18	Plan Beyond 2018
Gas Tax Fund	9,597	90,403					
EEMP Grant	1,766	348,234					
Total	11,363	438,637	-	-	-	-	-

Pending
Unfunded Project Costs

Project Location

Before Construction



Landscape Improvements - Mission Boulevard/SR 71

CITY OF POMONA
Capital Improvement Program Project Details

Project Title: **Major Street Rehabilitation - Citywide (FY 12/13)**

Project Description: This project provides rehabilitation of 3.57 lane miles of the City's arterial streets listed as follows: Garey Avenue (Northbound) between SR 60 and Olive Street, Garey Avenue (Northbound) between Philadelphia Street and Lexington Avenue, Garey Avenue (Southbound) between Lexington Avenue and SR 60, Indian Hill Boulevard (San Bernardino Avenue to American Avenue), County Road between Garey Avenue and Towne Avenue, San Antonio Avenue between Franklin Avenue and Phillips Boulevard, La Verne Avenue between Garey Avenue and Arrow Highway. On Garey Avenue between SR 60 and Grand Avenue, this project will include the removal and replacement of trees, removal and replacement of damaged sidewalk, curbs and gutters, ADA access ramps, removal and relocation of fencing and construction of new wider sidewalk within existing street right-of-way as possible without obtaining additional easements.

Project Number:
 217-2590-XXXXX-68547

Department / Division
 PW/Engineering

Council District: <input type="checkbox"/> -1 <input type="checkbox"/> -2 <input type="checkbox"/> -3 <input type="checkbox"/> -4 <input type="checkbox"/> -5 <input type="checkbox"/> -6 <input checked="" type="checkbox"/> Citywide <input type="checkbox"/> Council Request	Project Status: <input type="checkbox"/> Pending <input type="checkbox"/> RFP prepared <input type="checkbox"/> In design <input type="checkbox"/> Out to Bid <input checked="" type="checkbox"/> Under Construction <input type="checkbox"/> Construction Completed	Project/Construction Management City PM: Matt Pilarz/Dan Drake Design: DMC Design Group CM: Willdan Contractor: Gentry Brothers, Inc.	Origination Yr: FY12/13 Yr Amended: FY13/14 % Completed: 5%
---	---	--	---

Estimated Project Cost:		Project Impact Information:	
<i>Cost by Project Categorization</i>	<i>Cost</i>	<i>Impact on Future Operating Costs</i>	
Land Acquisition / Right of Way		Increase <input type="checkbox"/>	Annual Amt \$ _____
Design (CM / Engineer / Staff)	250,000	Decrease <input type="checkbox"/>	Annual Amt \$ _____
Construction Contract	4,078,000	Minimal <input checked="" type="checkbox"/>	Chg'd to fund # <u>208</u>
Other - Geotech, Survey, Environ	60,000	Design Award Cost	104,835
Total Project Cost	4,388,000	Design Award Date	12/17/2012
Total Project Funded	4,388,000	Awarded Construction Cost	\$3,365,810
Total Project Unfunded	-	Council Award Date	5/19/2014

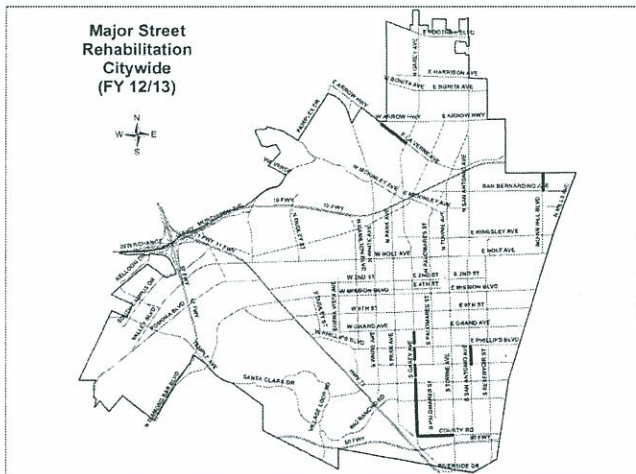
Funding Allocation

Funding Source(s)	Expenses as of 02/28/14	Remaining Budget	Fiscal 2014/15	Plan 2015/16	Plan 2016/17	Plan 2017/18	Plan Beyond 2018
Prop C Fund	229,532	3,123,468					
Measure R Fund		555,000					
Series "AG" Bonds		180,000					
Prop A Fund		100,000					
SB821 (TDA) Fund		140,000					
LA CO Regional Parks and Open Space District		60,000					
Total	229,532	4,158,468		-	-	-	-

Pending

Unfunded Project Costs

Project Locations



Before Construction



CITY OF POMONA
Capital Improvement Program Project Details

Project Title: **Major Street Rehabilitation - Citywide (FY 13/14 - FY 14/15)**

Project Description: This project provides rehabilitation in priority order as funds allow: Park Avenue (McKinley Avenue to Orange Avenue), San Bernardino Avenue (San Antonio Avenue to East City Limit), Dudley Street (Phillips Boulevard to 9th Street), Ridgeway Street (Holt Avenue to Campus Drive), Kingsley Avenue (San Antonio Avenue to East City Limit), Monterey Avenue (Garey Avenue to San Antonio Avenue), San Antonio Avenue (Columbia Avenue to San Bernardino Avenue), Alvarado Avenue (Huntington Boulevard to San Antonio Avenue) and Garey Avenue (La Verne Avenue to Foothill Boulevard.)

Project Number:
 428-2590-XXXXX-68548

Department / Division
 PW/Engineering

Council District: <input type="checkbox"/> -1 <input type="checkbox"/> -2 <input type="checkbox"/> -3 <input type="checkbox"/> -4 <input type="checkbox"/> -5 <input type="checkbox"/> -6 <input checked="" type="checkbox"/> Citywide <input type="checkbox"/> Council Request	Project Status: <input type="checkbox"/> Pending <input type="checkbox"/> RFP prepared <input checked="" type="checkbox"/> In design <input type="checkbox"/> Out to Bid <input type="checkbox"/> Under Construction <input type="checkbox"/> Construction Completed	Project/Construction Management City PM: Matt Pilarz Design: Tait and Associates CM: Contractor:	Origination Yr: FY 13/14 Yr Amended: FY 14/15 % Completed: 0%
---	---	---	---

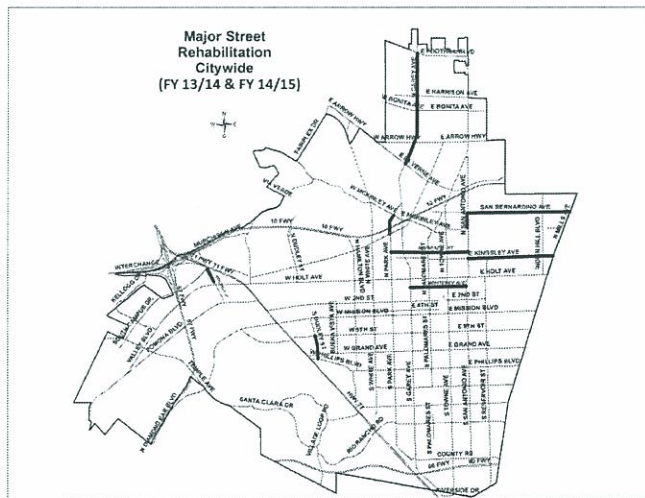
Estimated Project Cost:		Project Impact Information:	
<i>Cost by Project Categorization</i>	<i>Cost</i>	<i>Impact on Future Operating Costs</i>	
Land Acquisition / Right of Way		Increase <input type="checkbox"/>	Annual Amt \$ _____
Design (CM / Engineer / Staff)	250,000	Decrease <input type="checkbox"/>	Annual Amt \$ _____
Construction Contract	4,300,000	Minimal <input checked="" type="checkbox"/>	Chg'd to fund # <u>208</u>
Other - Geotech, Survey, Environ	50,000	Design Award Cost	<u>174,949</u>
Total Project Cost	4,600,000	Design Award Date	<u>3/20/2014</u>
Total Project Funded	4,600,000	Awarded Construction Cost	_____
Total Project Unfunded	-	Council Award Date	_____

Funding Allocation

Funding Source(s)	Expenses as of 02/28/14	Remaining Budget	Fiscal 2014/15	Plan 2015/16	Plan 2016/17	Plan 2017/18	Plan Beyond 2018
Prop C Fund	1,760	1,798,240	2,600,000				
Prop A Fund			100,000				
Measure R Fund			100,000				
Total	1,760	1,798,240	2,800,000	-	-	-	-

Pending
Unfunded Project Costs

Project Locations



CITY OF POMONA
Capital Improvement Program Project Details

Project Title: **Median Closure - State Route 71**

Project Description: This project will provide funding for a City contribution to Caltrans to close the median on SR71 at Phillips Drive, North Ranch Road and Old Pomona Road.

Project Number:
428-2590-XXXXX-68552

Department / Division
PW/Engineering

Council District: <input type="checkbox"/> -1 <input type="checkbox"/> -2 <input type="checkbox"/> -3 <input type="checkbox"/> -4 <input checked="" type="checkbox"/> -5 <input type="checkbox"/> -6 <input type="checkbox"/> Citywide <input type="checkbox"/> Council Request	Project Status: <input checked="" type="checkbox"/> Pending <input type="checkbox"/> RFP prepared <input type="checkbox"/> In design <input type="checkbox"/> Out to Bid <input type="checkbox"/> Under Construction <input type="checkbox"/> Construction Completed	Project/Construction Management City PM: Matt Pilarz Design: CM: Contractor:	Origination Yr: FY14/15 Yr Amended: N/A % Completed: 0%
---	---	---	---

Estimated Project Cost:		Project Impact Information:	
<i>Cost by Project Categorization</i>	<i>Cost</i>	<i>Impact on Future Operating Costs</i>	
Land Acquisition / Right of Way		Increase <input type="checkbox"/>	Annual Amt \$ _____
Design (CM / Engineer / Staff)	15,000	Decrease <input type="checkbox"/>	Annual Amt \$ _____
Construction Contract	85,000	Minimal <input checked="" type="checkbox"/>	Chg'd to fund # <u>217</u>
Other - Outreach & Education		Design Award Cost	_____
Total Project Cost	100,000	Design Award Date	_____
Total Project Funded	100,000	Awarded Construction Cost	_____
Total Project Unfunded	-	Council Award Date	_____

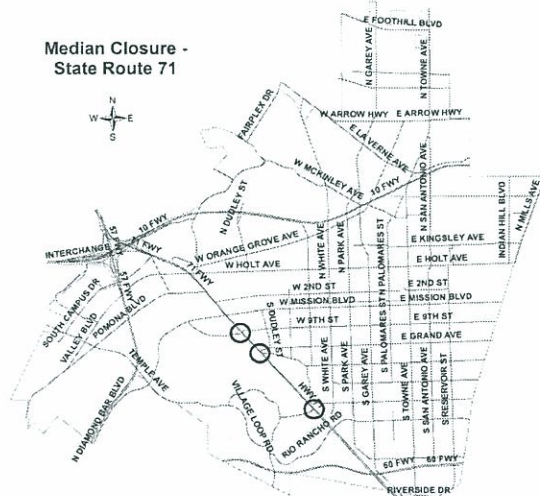
Funding Allocation

Funding Source(s)	Expenses as of 02/28/14	Remaining Budget	Fiscal 2014/15	Plan 2015/16	Plan 2016/17	Plan 2017/18	Plan Beyond 2018
Prop C Fund			100,000				
Total	-	-	100,000	-	-	-	-

Pending

Unfunded Project Costs

Project Location



Before Construction



CITY OF POMONA
Capital Improvement Program Project Details

Project Title: **Sidewalks - Elwood Avenue and Glenpark Street**

Project Description: As part of the Safe Route to Schools grant application Public Works was able to secure the necessary funds to construct missing sidewalks. The project will construct missing sidewalks along Elwood Street, Bellevue Avenue and Glenpark Street, modify traffic signals with countdown pedestrian indications, radar speed feedback signs, and other enhancement measures.

Project Number:
 272-2590-XXXXX-58070

Department / Division
 PW/Trans & Dev

Council District: <input checked="" type="checkbox"/> -1 <input type="checkbox"/> -2 <input type="checkbox"/> -3 <input type="checkbox"/> -4 <input type="checkbox"/> -5 <input type="checkbox"/> -6 <input type="checkbox"/> Citywide <input type="checkbox"/> Council Request	Project Status: <input type="checkbox"/> Pending <input type="checkbox"/> RFP prepared <input type="checkbox"/> In design <input type="checkbox"/> Out to Bid <input checked="" type="checkbox"/> Under Construction <input type="checkbox"/> Construction Completed	Project/Construction Management City PM: Brian Henslee Design: KOA CM: Contractor: <u>Nobest, Inc.</u>	Origination Yr: FY12/13
			Yr Amended: N/A
			% Completed: 4%

Estimated Project Cost:		Project Impact Information:	
<i>Cost by Project Categorization</i>	<i>Cost</i>	<i>Impact on Future Operating Costs</i>	
Land Acquisition / Right of Way		Increase <input type="checkbox"/>	Annual Amt \$ _____
Design (CM / Engineer / Staff)	200,000	Decrease <input type="checkbox"/>	Annual Amt \$ _____
Construction Contract	450,000	Minimal <input checked="" type="checkbox"/>	Chg'd to fund # <u>272</u>
Other - Outreach & Education		Design Award Cost	20,500
Total Project Cost	650,000	Design Award Date	9/23/2013
Total Project Funded	650,000	Awarded Construction Cost	1,515,103
Total Project Unfunded	-	Council Award Date	6/16/2014

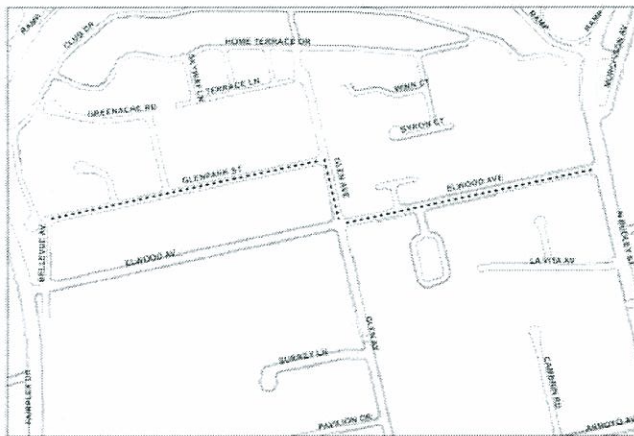
Funding Allocation

Funding Source(s)	Expenses as of 02/28/14	Remaining Budget	Fiscal 2014/15	Plan 2015/16	Plan 2016/17	Plan 2017/18	Plan Beyond 2018
SB821 (TDA) Fund	21,811	63,189					
Measure R Fund		115,000					
SR2S Grant Fund	4,061	445,939					
Total	25,872	624,128	-	-	-	-	-

Pending

Unfunded Project Costs

Project Location



Sidewalks - Elwood Avenue and Glenpark Street

Project Area



Sidewalks - Elwood Avenue and Glenpark Street

CITY OF POMONA
Capital Improvement Program Project Details

Project Title: **Street Improvements - Hamilton Boulevard Grade Separation at Union Pacific Railroad**

Project Description: The Hamilton Boulevard grade separation project will separate the roadway and the railroad tracks. Hamilton Boulevard will go under or over the Union Pacific Railroad tracks. The total cost of the project should not exceed \$76.3M and will result in the a reduction of traffic congestion, delays for emergency responders, emissions, crossing collisions and locomotive horn noise.
****This CIP project is for required plan check and related staff time. The Public Works Department has entered into an agreement with ACE for cost reimbursement.**

Project Number:
 428-2590-XXXXX-68551

Department / Division
 PW/Trans & Dev

Council District: <input checked="" type="checkbox"/> -1 <input checked="" type="checkbox"/> -2 <input type="checkbox"/> -3 <input type="checkbox"/> -4 <input type="checkbox"/> -5 <input type="checkbox"/> -6 <input type="checkbox"/> Citywide <input type="checkbox"/> Council Request	Project Status: <input type="checkbox"/> Pending <input type="checkbox"/> RFP prepared <input checked="" type="checkbox"/> In design <input type="checkbox"/> Out to Bid <input type="checkbox"/> Under Construction <input type="checkbox"/> Construction Completed	Project/Construction Management City PM: Ron Chan Design: H.R. Green and ACE CM: Contractor:	Origination Yr: FY13/14 Yr Amended: N/A % Completed: 0%
--	---	---	---

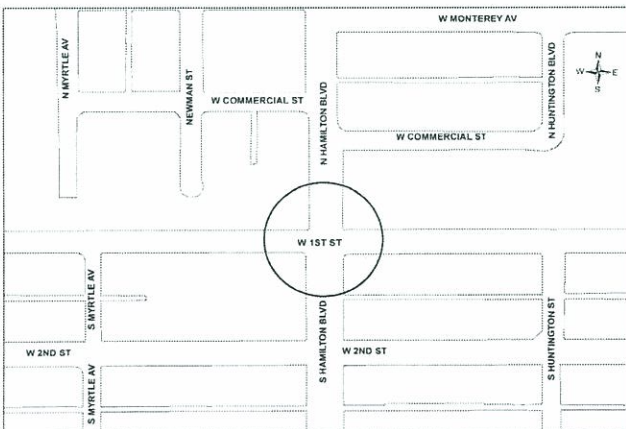
Estimated Project Cost:		Project Impact Information:	
<i>Cost by Project Categorization</i>	<i>Cost</i>	<i>Impact on Future Operating Costs</i>	
Land Acquisition / Right of Way		Increase <input type="checkbox"/>	Annual Amt \$ _____
Design (CM / Engineer / Staff)	241,000	Decrease <input type="checkbox"/>	Annual Amt \$ _____
Construction Contract		Minimal <input checked="" type="checkbox"/>	Chg'd to fund # 217
Other - Geotech, Survey, Environ	50,000	Design Award Cost - Plan Check	241,000
Total Project Cost	291,000	Design Award Date	11/18/2013
Total Project Funded	291,000	Awarded Construction Cost	
Total Project Unfunded	-	Council Award Date	

Funding Allocation							
Funding Source(s)	Expenses as of 02/28/14	Remaining Budget	Fiscal 2014/15	Plan 2015/16	Plan 2016/17	Plan 2017/18	Plan Beyond 2018
ACE Reimbursement		241,000					
Prop C Fund	202	49,798					
Total	202	290,798	-	-	-	-	-

Pending
Unfunded Project Costs

Project Location

Before Construction



Street Improvements - Hamilton Boulevard
 Grade Separation at Union Pacific Railroad

CITY OF POMONA
Capital Improvement Program Project Details

Project Title: **Street Improvements - Mission Boulevard and SR 71 Grade Separation**

Project Description: This project will improve circulation both regionally and locally by eliminating the current severe traffic congestion problem. This intersection has been listed for several years as a project consideration for regional funding. Once constructed it will provide a grade separated roadway along Mission Boulevard from State Route 71 and construct related on and off ramps.

Project Number:
 418-2590-XXXXX-67716

Department / Division
 PW/Engineering

Council District: <input checked="" type="checkbox"/> -1 <input type="checkbox"/> -2 <input type="checkbox"/> -3 <input type="checkbox"/> -4 <input checked="" type="checkbox"/> -5 <input type="checkbox"/> -6 <input type="checkbox"/> Citywide <input type="checkbox"/> Council Request	Project Status: <input type="checkbox"/> Pending <input type="checkbox"/> RFP prepared <input type="checkbox"/> In design <input type="checkbox"/> Out to Bid <input type="checkbox"/> Under Construction <input checked="" type="checkbox"/> Construction Completed	Project/Construction Management City PM: City Engineer Design: CH2MHILL CM: Transtech Contractor: Riverside Construction	Origination Yr: FY96/97 Yr Amended: FY13/14 % Completed: 100%
--	---	---	---

Estimated Project Cost:	Project Impact Information:																																
<table style="width: 100%; border-collapse: collapse;"> <thead> <tr> <th style="text-align: left;"><i>Cost by Project Categorization</i></th> <th style="text-align: right;"><i>Cost</i></th> </tr> </thead> <tbody> <tr> <td>Land Acquisition / Right of Way</td> <td style="text-align: right;">4,726,600</td> </tr> <tr> <td>Design (CM / Engineer / Staff)</td> <td style="text-align: right;">9,505,824</td> </tr> <tr> <td>Construction Contract</td> <td style="text-align: right;">30,304,335</td> </tr> <tr> <td>Other - Geotech, Survey, Environ</td> <td style="text-align: right;">342,200</td> </tr> <tr> <td>Total Project Cost</td> <td style="text-align: right;">44,878,959</td> </tr> <tr> <td>Total Project Funded</td> <td style="text-align: right;">44,878,959</td> </tr> <tr> <td>Total Project Unfunded</td> <td style="text-align: right;">-</td> </tr> </tbody> </table>	<i>Cost by Project Categorization</i>	<i>Cost</i>	Land Acquisition / Right of Way	4,726,600	Design (CM / Engineer / Staff)	9,505,824	Construction Contract	30,304,335	Other - Geotech, Survey, Environ	342,200	Total Project Cost	44,878,959	Total Project Funded	44,878,959	Total Project Unfunded	-	<table style="width: 100%; border-collapse: collapse;"> <thead> <tr> <th colspan="2" style="text-align: left;"><i>Impact on Future Operating Costs</i></th> </tr> </thead> <tbody> <tr> <td>Increase <input checked="" type="checkbox"/></td> <td style="text-align: right;">Annual Amt \$ 5,000</td> </tr> <tr> <td>Decrease <input type="checkbox"/></td> <td style="text-align: right;">Annual Amt \$</td> </tr> <tr> <td>Minimal <input type="checkbox"/></td> <td style="text-align: right;">Chg'd to fund # 208</td> </tr> <tr> <td>Design Award Cost</td> <td style="text-align: right;">2,348,161</td> </tr> <tr> <td>Design Award Date</td> <td style="text-align: right;">3/15/2004</td> </tr> <tr> <td>Awarded Construction Cost</td> <td style="text-align: right;">24,151,121</td> </tr> <tr> <td>Council Award Date</td> <td style="text-align: right;">6/16/2008</td> </tr> </tbody> </table>	<i>Impact on Future Operating Costs</i>		Increase <input checked="" type="checkbox"/>	Annual Amt \$ 5,000	Decrease <input type="checkbox"/>	Annual Amt \$	Minimal <input type="checkbox"/>	Chg'd to fund # 208	Design Award Cost	2,348,161	Design Award Date	3/15/2004	Awarded Construction Cost	24,151,121	Council Award Date	6/16/2008
<i>Cost by Project Categorization</i>	<i>Cost</i>																																
Land Acquisition / Right of Way	4,726,600																																
Design (CM / Engineer / Staff)	9,505,824																																
Construction Contract	30,304,335																																
Other - Geotech, Survey, Environ	342,200																																
Total Project Cost	44,878,959																																
Total Project Funded	44,878,959																																
Total Project Unfunded	-																																
<i>Impact on Future Operating Costs</i>																																	
Increase <input checked="" type="checkbox"/>	Annual Amt \$ 5,000																																
Decrease <input type="checkbox"/>	Annual Amt \$																																
Minimal <input type="checkbox"/>	Chg'd to fund # 208																																
Design Award Cost	2,348,161																																
Design Award Date	3/15/2004																																
Awarded Construction Cost	24,151,121																																
Council Award Date	6/16/2008																																

Funding Allocation

Funding Source(s)	Expenses as of 02/28/14	Remaining Budget	Fiscal 2014/15	Plan 2015/16	Plan 2016/17	Plan 2017/18	Plan Beyond 2018
Gas Tax Fund	548,662						
STP-L Fund	7,583,780						
TCRP Fund	16,399,855	145					
Prop C & Reserve (MOU#PACLRPO04)	15,676,918	181,082					
FHWA Fund (Omnibus FY05 Demo T21)	1,229,910						
SAFETEA - LU (Federal Misc Demo STL)	3,023,664						
Legal Reimbursement	134,943						
Developer Reimbursement	100,000						
Total	44,697,732	181,227	-	-	-	-	-


Pending

Unfunded Project Costs

During Construction



After Construction



CITY OF POMONA
Capital Improvement Program Project Details

Project Title: **Street Rehabilitation - White Avenue (Grand Avenue to Lexington Avenue)**

Project Description: This project will provide for street rehabilitation of White Avenue from Grand Avenue to Lexington Avenue. Rehabilitation will include but not be limited to removals and constructing 2" ARHM pavement from Grand Avenue to Lexington Avenue; removal/replacement, adjustment of existing pavement as directed; construction of sidewalks, curb access ramps, alley intersections, adjustments of utility covers to grade, replacement of existing striping, legends, pavement markers, crosswalks and traffic devices and install interconnect conduit.

Project Number:
 428-2590-XXXXX-67913

Department / Division
 PW/Engineering

Council District: <input type="checkbox"/> -1 <input checked="" type="checkbox"/> -2 <input type="checkbox"/> -3 <input type="checkbox"/> -4 <input type="checkbox"/> -5 <input type="checkbox"/> -6 <input type="checkbox"/> Citywide <input type="checkbox"/> Council Request	Project Status: <input type="checkbox"/> Pending <input type="checkbox"/> RFP prepared <input type="checkbox"/> In design <input type="checkbox"/> Out to Bid <input checked="" type="checkbox"/> Under Construction <input type="checkbox"/> Construction Completed	Project/Construction Management City PM: Brian Henslee Design: CM: Contractor: All American Asphalt	Origination Yr: FY10/11 Yr Amended: FY13/14 % Completed: 0%
---	---	--	---

Estimated Project Cost:		Project Impact Information:	
<i>Cost by Project Categorization</i>	<i>Cost</i>	<i>Impact on Future Operating Costs</i>	
Land Acquisition / Right of Way		Increase <input type="checkbox"/>	Annual Amt \$ _____
Design (CM / Engineer / Staff)	64,000	Decrease <input type="checkbox"/>	Annual Amt \$ _____
Construction Contract	1,000,000	Minimal <input checked="" type="checkbox"/>	Chg'd to fund # <u>208</u>
Other - Geotech, Survey, Environ	20,000	Design Award Cost	_____
Total Project Cost	1,084,000	Design Award Date	_____
Total Project Funded	1,084,000	Awarded Construction Cost	826,759
Total Project Unfunded	-	Council Award Date	10/21/2013

Funding Allocation


Funding Source(s)	Expenses as of 02/28/14	Remaining Budget	Fiscal 2014/15	Plan 2015/16	Plan 2016/17	Plan 2017/18	Plan Beyond 2018
Measure R Fund	5,300	244,700					
STP-L Fund		834,000					
Total	5,300	1,078,700	-	-	-	-	-

Pending							
Unfunded Project Costs							

Before Construction



After Construction





THIS PAGE INTENTIONALLY LEFT BLANK



Partially Funded Projects



CITY OF POMONA
Capital Improvement Program Project Details

Project Title: **ADA Path of Travel - Citywide (CDBG) (FY 14/15 - FY 16/17)**

Project Description: This project will provide for CDBG eligible improvements to sidewalks, street intersections and alley approaches needed to provide a continuous path of travel for pedestrian access per the requirements of the Americans With Disabilities Act. Priority locations to be determined.
Needed: This year: 15 Curb Ramps, 20 Alley Approaches, & 20,000 SF Sidewalk
 Curb Ramps: D1 -131; D2 - 53; D3 - 12; D4 - 393; D5 - 21; & D6 - 200
 Alley Approaches: D1 -54; D2 - 119; D3 - 20; D4 - 160; D5 - 2; & D6 - 101
 Sidewalk Rehab ADA: D1-167K SF; D2-143K SF; D3-63K SF, D4-225K SF, D5-7K SF & D6-100K SF

Project Number:
 428-2590-XXXXX-64774

Department / Division
 PW/Engineering

Council District: <input type="checkbox"/> -1 <input type="checkbox"/> -2 <input type="checkbox"/> -3 <input type="checkbox"/> -4 <input type="checkbox"/> -5 <input type="checkbox"/> -6 <input checked="" type="checkbox"/> Citywide <input checked="" type="checkbox"/> Council Request	Project Status: <input checked="" type="checkbox"/> Pending <input type="checkbox"/> RFP prepared <input type="checkbox"/> In design <input type="checkbox"/> Out to Bid <input type="checkbox"/> Under Construction <input type="checkbox"/> Construction Completed	Project/Construction Management City PM: Brian Henslee Design: CM: Contractor:	Origination Yr: FY 14/15 Yr Amended: N/A % Completed: 0%
--	---	---	--

Estimated Project Cost:		Project Impact Information:	
<i>Cost by Project Categorization</i>	<i>Cost</i>	<i>Impact on Future Operating Costs</i>	
Land Acquisition / Right of Way		Increase <input type="checkbox"/>	Annual Amt \$ _____
Design (CM / Engineer / Staff)	85,000	Decrease <input type="checkbox"/>	Annual Amt \$ _____
Construction Contract	1,109,000	Minimal <input checked="" type="checkbox"/>	Chg'd to fund # <u>208</u>
Other - Geotech, Survey, Environ	10,000	Design Award Cost	_____
Total Project Cost	1,204,000	Design Award Date	_____
Total Project Funded	391,593	Awarded Construction Cost	_____
Total Project Unfunded	812,407	Council Award Date	_____

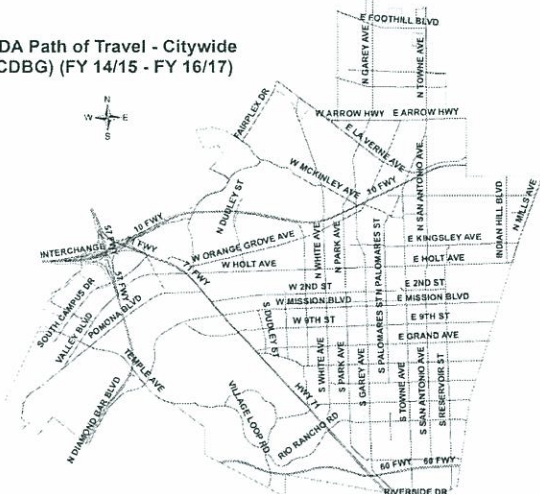
Funding Allocation

Funding Source(s)	Expenses as of 02/28/14	Remaining Budget	Fiscal 2014/15	Plan 2015/16	Plan 2016/17	Plan 2017/18	Plan Beyond 2018
CDBG (111-64774)			123,441				
CDBG (112-64774)			139,878				
CDBG (114-64774)			6,358				
CDBG (115-64774)			20,000				
CDBG (116-64774)			94,072				
CDBG (117-64774)			7,844				
Total	-	-	391,593	-	-	-	-

Pending							
Unfunded Project Costs					812,407		

Project Location

ADA Path of Travel - Citywide
 (CDBG) (FY 14/15 - FY 16/17)



Before Construction



CITY OF POMONA
Capital Improvement Program Project Details

Project Title: **Alley Improvements - Citywide (CDBG) (FY 14/15 - FY 16/17)**

Project Description: This project will provide for the construction of alley improvements at CDBG eligible locations citywide. The improvements will include asphalt pavement, concrete "V" gutters, manhole adjustments, alley approaches, sidewalk/ADA transitions, grading and removals. The alleys are: District 1: 52, 25, 54; District 2: 427, 436, 386, 389, 387; District 3: 30, 24, 21, 31; District 4: 138, 89, 88, 85, 84; District 6: 81, 82, 97
 (Total City Alley Needs in Eligible CDBG Areas - (\$18,000,000))

Project Number:
 428-2590-XXXXX-64775

Department / Division
 PW/Engineering

Council District: <input type="checkbox"/> -1 <input type="checkbox"/> -2 <input type="checkbox"/> -3 <input type="checkbox"/> -4 <input type="checkbox"/> -5 <input type="checkbox"/> -6 <input checked="" type="checkbox"/> Citywide <input checked="" type="checkbox"/> Council Request	Project Status: <input checked="" type="checkbox"/> Pending <input type="checkbox"/> RFP prepared <input type="checkbox"/> In design <input type="checkbox"/> Out to Bid <input type="checkbox"/> Under Construction <input type="checkbox"/> Construction Completed	Project/Construction Management City PM: Brian Henslee Design: CM: Contractor:	Origination Yr: FY 14/15 Yr Amended: N/A % Completed: 0%
--	---	---	--

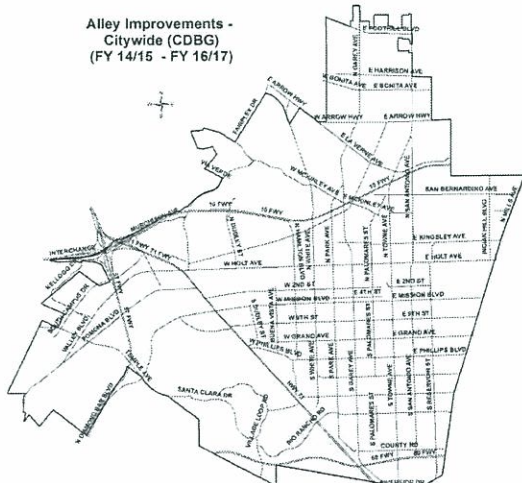
Estimated Project Cost:		Project Impact Information:	
<i>Cost by Project Categorization</i>	<i>Cost</i>	<i>Impact on Future Operating Costs</i>	
Land Acquisition / Right of Way		Increase <input type="checkbox"/>	Annual Amt \$ _____
Design (CM / Engineer / Staff)	230,000	Decrease <input type="checkbox"/>	Annual Amt \$ _____
Construction Contract	1,820,000	Minimal <input checked="" type="checkbox"/>	Chg'd to fund # <u>208</u>
Other - Geotech, Survey, Environ	50,000	Design Award Cost	_____
Total Project Cost	2,100,000	Design Award Date	_____
Total Project Funded	115,000	Awarded Construction Cost	_____
Total Project Unfunded	1,985,000	Council Award Date	_____

Funding Allocation


Funding Source(s)	Expenses as of 02/28/14	Remaining Budget	Fiscal 2014/15	Plan 2015/16	Plan 2016/17	Plan 2017/18	Plan Beyond 2018
CDBG (114-64775)			115,000				
Total	-	-	115,000	-	-	-	-

Pending							
Unfunded Project Costs					1,985,000		

Project Location



Before Construction



CITY OF POMONA
Capital Improvement Program Project Details

Project Title: **Bridge Rehabilitation Program**

Project Description: The proposed work will be done by LA County and will rehabilitate 18 deteriorating bridges within the City of Pomona. The City's share is 15% of total cost to rehabilitate bridges plus \$50,000 for design investigation costs. The remaining 85% will come from Federal and State Agencies. Bridge locations are: Phillips Bl./San Antonio Creek (SAC), Temple Ave/UPRR, Dudley St./San Jose Creek (SJC), Weber St./SJC, Valley Bl./SJC, East End Ave/SAC, Temple Ave/SJC, Glen Ave/SJC, Humane Ave/Pomona Bl., Grove St./Thompson Creek (TC), First St./Garey, Garey Ave/TC, Grand Ave/SAC, First Street/Towne Ave, Franklin Ave/SAC, Ridgeway St./SJC, Humane Way/UPRR, and Ninth St./SAC.
 Description Changed (FY13/14)

Project Number:
 128-2590-XXXXX-67910

Department / Division
 PW/Engineering

Council District: <input type="checkbox"/> -1 <input type="checkbox"/> -2 <input type="checkbox"/> -3 <input type="checkbox"/> -4 <input type="checkbox"/> -5 <input type="checkbox"/> -6 <input checked="" type="checkbox"/> Citywide <input type="checkbox"/> Council Request	Project Status: <input type="checkbox"/> Pending <input type="checkbox"/> RFP prepared <input checked="" type="checkbox"/> In design <input type="checkbox"/> Out to Bid <input type="checkbox"/> Under Construction <input type="checkbox"/> Construction Completed	Project/Construction Management City PM: Matt Pilarz Design: Los Angeles County CM: Los Angeles County Contractor:	Origination Yr: FY12/13 Yr Amended: FY14/15 % Completed: 8%
---	---	---	---

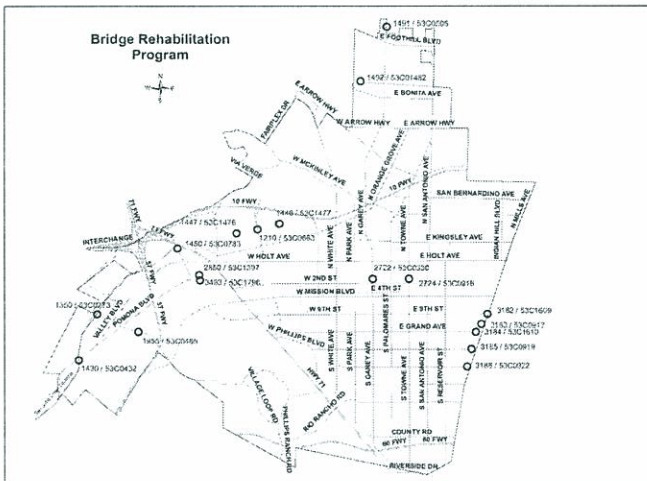
Estimated Project Cost:		Project Impact Information:	
<i>Cost by Project Categorization</i>	<i>Cost</i>	<i>Impact on Future Operating Costs</i>	
Land Acquisition / Right of Way		Increase <input type="checkbox"/>	Annual Amt \$ _____
Design (CM / Engineer / Staff)	44,000	Decrease <input type="checkbox"/>	Annual Amt \$ _____
Construction Contract	264,600	Minimal <input checked="" type="checkbox"/>	Chg'd to fund # <u>208</u>
Other - Geotech, Survey, Environ	60,000	Design Award Cost	156,000
Total Project Cost	368,600	Design Award Date	6/10/2013
Total Project Funded	248,600	Awarded Construction Cost	_____
Total Project Unfunded	120,000	Council Award Date	_____

Funding Allocation

Funding Source(s)	Expenses as of 02/28/14	Remaining Budget	Fiscal 2014/15	Plan 2015/16	Plan 2016/17	Plan 2017/18	Plan Beyond 2018
Measure R Fund		18,600					
Prop C Fund	27,936	172,064	30,000				
Total	27,936	190,664	30,000	-	-	-	-

Pending							
Unfunded Project Costs			120,000				

Project Location



Before Construction



CITY OF POMONA
Capital Improvement Program Project Details

Project Title: **Local Street Rehabilitation - District 1 and 6**

Project Description: This project provides rehabilitation for: Local City Streets within District 1 and 6 per the City Pavement Management Program.

Project Number:
 428-2590-XXXXX-67912

Department / Division
 PW/Engineering

Council District: <input checked="" type="checkbox"/> -1 <input type="checkbox"/> -2 <input type="checkbox"/> -3 <input type="checkbox"/> -4 <input type="checkbox"/> -5 <input checked="" type="checkbox"/> -6 <input type="checkbox"/> Citywide <input type="checkbox"/> Council Request	Project Status: <input type="checkbox"/> Pending <input type="checkbox"/> RFP prepared <input checked="" type="checkbox"/> In design <input type="checkbox"/> Out to Bid <input type="checkbox"/> Under Construction <input type="checkbox"/> Construction Completed	Project/Construction Management City PM: Matt Pilarz Design: RKA Group CM: RKA Group Contractor:	Origination Yr: FY13/14 Yr Amended: FY14/15 % Completed: 0%
--	---	---	---

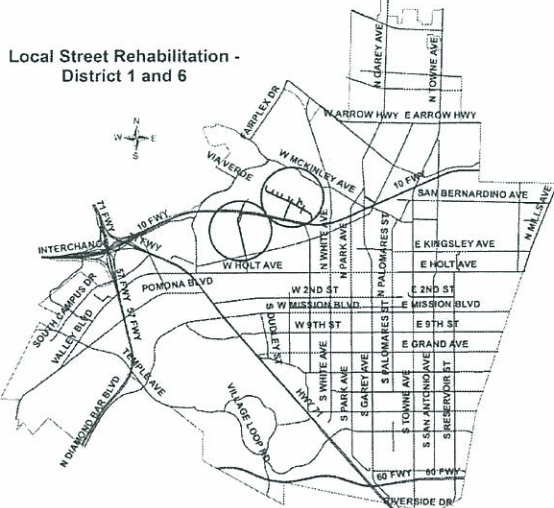
Estimated Project Cost:		Project Impact Information:	
<i>Cost by Project Categorization</i>	<i>Cost</i>	<i>Impact on Future Operating Costs</i>	
Land Acquisition / Right of Way		Increase <input type="checkbox"/>	Annual Amt \$ _____
Design (CM / Engineer / Staff)	100,000	Decrease <input type="checkbox"/>	Annual Amt \$ _____
Construction Contract	1,300,000	Minimal <input checked="" type="checkbox"/>	Chg'd to fund # <u>208</u>
Other - Geotech, Survey, Environ		Design Award Cost	75,085
Total Project Cost	1,400,000	Design Award Date	12/5/2013
Total Project Funded	1,100,000	Awarded Construction Cost	
Total Project Unfunded	300,000	Council Award Date	

Funding Allocation

Funding Source(s)	Expenses as of 02/28/14	Remaining Budget	Fiscal 2014/15	Plan 2015/16	Plan 2016/17	Plan 2017/18	Plan Beyond 2018
Gas Tax Fund	910	399,090					
Measure R Fund			700,000				
Total	910	399,090	700,000	-	-	-	-

Pending							
Unfunded Project Costs				300,000			

Project Location



Before Construction



CITY OF POMONA
Capital Improvement Program Project Details

Project Title: **Local Street Rehabilitation - District 2 and 3**

Project Description: This project provides rehabilitation for local City streets within District 2 and 3 per the City's Pavement Management Program. The project will be constructed bi-annually.

Project Number:
428-2590-XXXXX-67914

****Pending STP-L approval \$860,000 (FY14/15 & FY15/16)

Department / Division
PW/Engineering

Council District: <input type="checkbox"/> -1 <input checked="" type="checkbox"/> -2 <input checked="" type="checkbox"/> -3 <input type="checkbox"/> -4 <input type="checkbox"/> -5 <input type="checkbox"/> -6 <input type="checkbox"/> Citywide <input type="checkbox"/> Council Request	Project Status: <input type="checkbox"/> Pending <input type="checkbox"/> RFP prepared <input type="checkbox"/> In design <input type="checkbox"/> Out to Bid <input type="checkbox"/> Under Construction <input type="checkbox"/> Construction Completed	Project/Construction Management City PM: Matt Pilarz Design: CM: Contractor:	Origination Yr: FY 14/15 Yr Amended: N/A % Completed: 0%
--	--	---	--

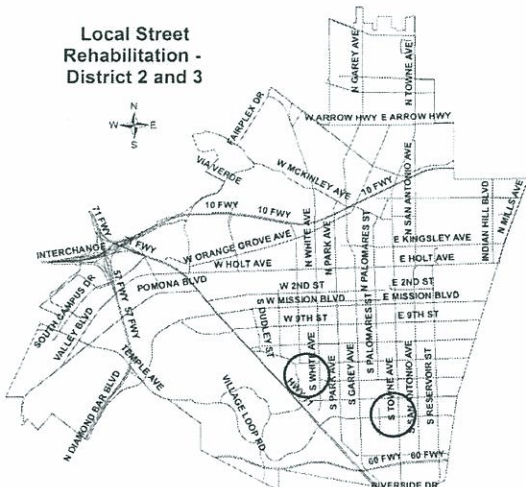
Estimated Project Cost:		Project Impact Information:	
<i>Cost by Project Categorization</i>	<i>Cost</i>	<i>Impact on Future Operating Costs</i>	
Land Acquisition / Right of Way		Increase <input type="checkbox"/>	Annual Amt \$ _____
Design (CM / Engineer / Staff)	100,000	Decrease <input type="checkbox"/>	Annual Amt \$ _____
Construction Contract	1,500,000	Minimal <input checked="" type="checkbox"/>	Chg'd to fund # <u>208</u>
Other - Geotech, Survey, Environ		Design Award Cost	_____
Total Project Cost	1,600,000	Design Award Date	_____
Total Project Funded	238,094	Awarded Construction Cost	_____
Total Project Unfunded	1,361,906	Council Award Date	_____

Funding Allocation

Funding Source(s)	Expenses as of 02/28/14	Remaining Budget	Fiscal 2014/15	Plan 2015/16	Plan 2016/17	Plan 2017/18	Plan Beyond 2018
Measure R Fund			238,094				
Total	-	-	238,094	-	-	-	-

Pending Unfunded Project Costs				1,361,906			
---------------------------------------	--	--	--	-----------	--	--	--

Project Location



Before Construction



CITY OF POMONA
Capital Improvement Program Project Details

Project Title: **Mission Corridor Improvement**

Project Description: This project will provide improvements at key intersections and will include hardscape and lighting improvements. This project will also provide for street rehabilitation of Mission Boulevard from East City Limit to Park Ave. Rehabilitation will include but not be limited to pavement removal/replacement, adjustment of utility covers to grade, replacement of existing striping, drainage, legends, pavement markers, crosswalks, traffic control devices and landscape medians.
On hold pending resolution of RDA/Successor Agency funding.

Project Number:
 480-6725-XXXXX-72041

Department / Division
 Successor Agency/PW/Eng

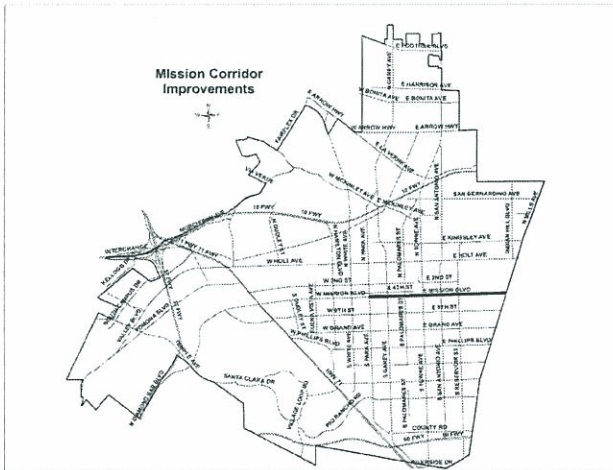
Council District: <input type="checkbox"/> -1 <input checked="" type="checkbox"/> -2 <input checked="" type="checkbox"/> -3 <input type="checkbox"/> -4 <input checked="" type="checkbox"/> -5 <input type="checkbox"/> -6 <input type="checkbox"/> Citywide <input type="checkbox"/> Council Request	Project Status: <input checked="" type="checkbox"/> Pending <input type="checkbox"/> RFP prepared <input type="checkbox"/> In design <input type="checkbox"/> Out to Bid <input type="checkbox"/> Under Construction <input type="checkbox"/> Construction Completed	Project/Construction Management City PM: Matt Pilarz Design: <u>Winzler & Kelly</u> CM: Contractor:	Origination Yr: FY01/02 Yr Amended: FY13/14 % Completed: 2%
---	---	--	---

Estimated Project Cost:		Project Impact Information:	
<i>Cost by Project Categorization</i>	<i>Cost</i>	<i>Impact on Future Operating Costs</i>	
Land Acquisition / Right of Way		Increase <input type="checkbox"/>	Annual Amt \$ _____
Design (CM / Engineer / Staff)	210,000	Decrease <input type="checkbox"/>	Annual Amt \$ _____
Construction Contract	8,870,239	Minimal <input checked="" type="checkbox"/>	Chg'd to fund # <u>217</u>
Other - Geotech, Survey, Environ	40,000	Design Award Cost	258,817
Total Project Cost	9,120,239	Design Award Date	1/18/2011
Total Project Funded	1,273,567	Awarded Construction Cost	_____
Total Project Unfunded	7,846,672	Council Award Date	_____


Funding Allocation							
Funding Source(s)	Expenses as of 02/28/14	Remaining Budget	Fiscal 2014/15	Plan 2015/16	Plan 2016/17	Plan 2017/18	Plan Beyond 2018
Series AD Bonds	147,427	1,102,573					
Measure R Fund	23,567						
Total	170,994	1,102,573	-	-	-	-	-

Pending Unfunded Project Costs	7,846,672
---------------------------------------	-----------

Project Location



Before Construction



CITY OF POMONA
Capital Improvement Program Project Details

Project Title: **Sidewalks - Citywide (FY 13/14) (CDBG)**

Project Description: This project will construct missing sidewalk segments and rehabilitate non-ADA compliant sidewalk segments in eligible CDBG areas including appurtenant PCC hardscape improvements where needed. Prioritized project locations in eligible areas have been identified in meetings with the Councilmembers from Districts 1, 2, 3, 4 and 6.

Project Number:
 428-2590-XXXXX-64709

Department / Division
 PW/Engineering

Council District: <input checked="" type="checkbox"/> -1 <input checked="" type="checkbox"/> -2 <input checked="" type="checkbox"/> -3 <input checked="" type="checkbox"/> -4 <input type="checkbox"/> -5 <input checked="" type="checkbox"/> -6 <input type="checkbox"/> Citywide <input checked="" type="checkbox"/> Council Request	Project Status: <input checked="" type="checkbox"/> Pending <input type="checkbox"/> RFP prepared <input type="checkbox"/> In design <input type="checkbox"/> Out to Bid <input type="checkbox"/> Under Construction <input type="checkbox"/> Construction Completed	Project/Construction Management City PM: Brian Henslee Design: CM: Contractor:	Origination Yr: FY 13/14 Yr Amended: FY 13/14 % Completed: 0%
--	---	---	---

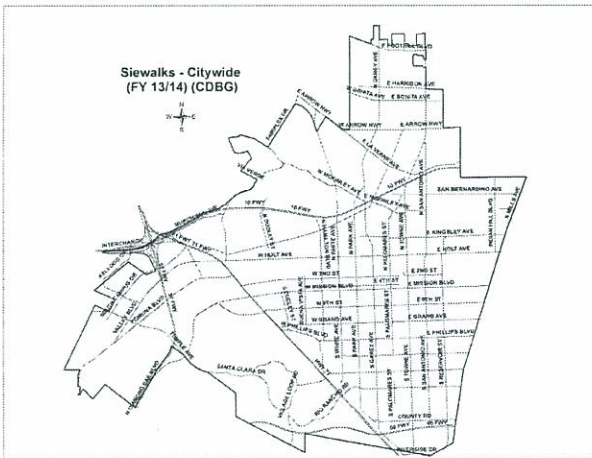
Estimated Project Cost:		Project Impact Information:	
<i>Cost by Project Categorization</i>	<i>Cost</i>	<i>Impact on Future Operating Costs</i>	
Land Acquisition / Right of Way		Increase <input type="checkbox"/>	Annual Amt \$ _____
Design (CM / Engineer / Staff)	125,000	Decrease <input type="checkbox"/>	Annual Amt \$ _____
Construction Contract	1,330,000	Minimal <input checked="" type="checkbox"/>	Chg'd to fund # <u>208</u>
Other - Geotech, Survey, Environ	45,000	Design Award Cost	_____
Total Project Cost	1,500,000	Design Award Date	_____
Total Project Funded	1,118,838	Awarded Construction Cost	_____
Total Project Unfunded	381,162	Council Award Date	_____

Funding Allocation

Funding Source(s)	Expenses as of 02/28/14	Remaining Budget	Fiscal 2014/15	Plan 2015/16	Plan 2016/17	Plan 2017/18	Plan Beyond 2018
CDBG (111-64709)	1,083	136,841					
CDBG (112-64709)		260,545					
CDBG (113-64709)		118,197					
CDBG (114-64709)		71,763					
CDBG (115-64709)		12,184					
CDBG (116-64709)		100,693					
CDBG (117-64709)		215,576					
CDBG (213-64709)		201,956					
Total	1,083	1,117,755	-	-	-	-	-

Pending				
Unfunded Project Costs		381,162		

Project Location



Before Construction



CITY OF POMONA
Capital Improvement Program Project Details

Project Title: **Street Improvements - District 3 (CDBG) (FY 14/15 - FY 16/17)**

Project Description: This project will provide for the rehabilitation of residential street segments within CDBG eligible areas. Based on Geotechnical recommendations, improvements may include either full removal followed by pavement section reconstruction, asphalt pavement surface removal and replacement, or a combination of each. Priority locations include 9th Street between Towne Avenue and Reservoir Street, Franklin Avenue between Garey Avenue and Towne Avenue, and Lexington Avenue Avenue between Garey Avenue and Towne Avenue.

Project Number:
 428-2590-XXXXX-64776


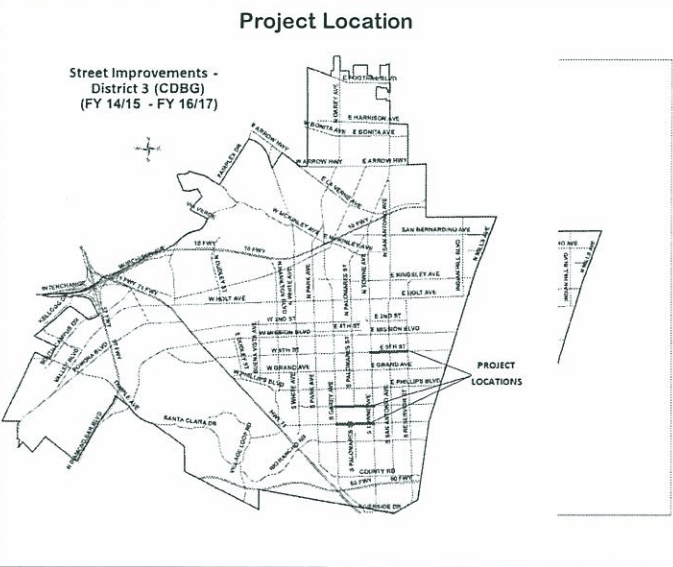
Department / Division
 PW/Engineering

Council District: <input type="checkbox"/> -1 <input type="checkbox"/> -2 <input checked="" type="checkbox"/> -3 <input type="checkbox"/> -4 <input type="checkbox"/> -5 <input type="checkbox"/> -6 <input type="checkbox"/> Citywide <input type="checkbox"/> Council Request	Project Status: <input checked="" type="checkbox"/> Pending <input type="checkbox"/> RFP prepared <input type="checkbox"/> In design <input type="checkbox"/> Out to Bid <input type="checkbox"/> Under Construction <input type="checkbox"/> Construction Completed	Project/Construction Management City PM: Brian Henslee Design: CM: Contractor:	Origination Yr: FY 14/15 Yr Amended: N/A % Completed: 0%
---	---	---	--

Estimated Project Cost:		Project Impact Information:	
<i>Cost by Project Categorization</i>	<i>Cost</i>	<i>Impact on Future Operating Costs</i>	
Land Acquisition / Right of Way		Increase <input type="checkbox"/>	Annual Amt \$ _____
Design (CM / Engineer / Staff)	80,000	Decrease <input type="checkbox"/>	Annual Amt \$ _____
Construction Contract	826,000	Minimal <input checked="" type="checkbox"/>	Chg'd to fund # <u>208</u>
Other - Geotech, Survey, Environ	20,000	Design Award Cost	_____
Total Project Cost	926,000	Design Award Date	_____
Total Project Funded	111,223	Awarded Construction Cost	_____
Total Project Unfunded	814,777	Council Award Date	_____

Funding Allocation							
Funding Source(s)	Expenses as of 02/28/14	Remaining Budget	Fiscal 2014/15	Plan 2015/16	Plan 2016/17	Plan 2017/18	Plan Beyond 2018
CDBG (113-64776)			111,223				
Total	-	-	111,223	-	-	-	-

Pending				
Unfunded Project Costs			814,777	



CITY OF POMONA
Capital Improvement Program Project Details

Project Title: **Street Rehabilitation - Slurry Seal and Overlay - Various Locations Citywide (FY13/14)**

Project Description: This project provides supplemental funding for local street rehabilitation within Districts 1 and 6 utilizing upcoming Federal STP-L funding.

***Pending STP-L Approval - \$430,000 (FY 13/14)

Project Number:
428-2590-XXXX-81054

Department / Division
PW/Engineering

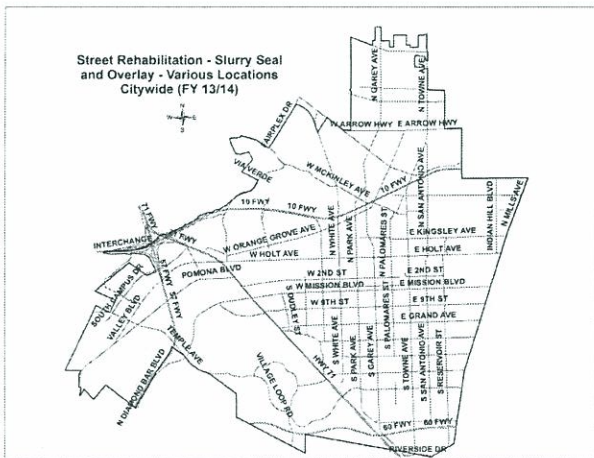
Council District: <input checked="" type="checkbox"/> -1 <input type="checkbox"/> -2 <input type="checkbox"/> -3 <input type="checkbox"/> -4 <input type="checkbox"/> -5 <input checked="" type="checkbox"/> -6 <input type="checkbox"/> Citywide <input type="checkbox"/> Council Request	Project Status: <input checked="" type="checkbox"/> Pending <input type="checkbox"/> RFP prepared <input type="checkbox"/> In design <input type="checkbox"/> Out to Bid <input type="checkbox"/> Under Construction <input type="checkbox"/> Construction Completed	Project/Construction Management City PM: Matt Pilarz Design: CM: Contractor:	Origination Yr: FY13/14 Yr Amended: FY14/15 % Completed: 0%
--	---	---	---

Estimated Project Cost:		Project Impact Information:	
<i>Cost by Project Categorization</i>	<i>Cost</i>	<i>Impact on Future Operating Costs</i>	
Land Acquisition / Right of Way		Increase <input type="checkbox"/>	Annual Amt \$ _____
Design (CM / Engineer / Staff)	50,000	Decrease <input type="checkbox"/>	Annual Amt \$ _____
Construction Contract	430,000	Minimal <input checked="" type="checkbox"/>	Chg'd to fund # 208
Other - Geotech, Survey, Environ	50,000	Design Award Cost	_____
Total Project Cost	530,000	Design Award Date	_____
Total Project Funded	100,000	Awarded Construction Cost	_____
Total Project Unfunded	430,000	Council Award Date	_____

Funding Allocation							
Funding Source(s)	Expenses as of 02/28/14	Remaining Budget	Fiscal 2014/15	Plan 2015/16	Plan 2016/17	Plan 2017/18	Plan Beyond 2018
Series "AG" Bonds	145	64,809					
Gas Tax Fund		35,046					
Total	145	99,855	-	-	-	-	-

Pending Unfunded Project Costs				430,000			
---------------------------------------	--	--	--	---------	--	--	--

Project Location



Before Location



CITY OF POMONA
Capital Improvement Program Project Details

Project Title: **Streetscape - Downtown Area**

Project Description: This project will provide the design and construction of various improvements including landscaping, hardscaping, intersectional and other functional as well as aesthetic elements which will improve both pedestrian mobility and vehicular circulation throughout the Central Business District (CBD).

Project Number:
 480-6725-XXXXX-72042

Department / Division
 Successor Agency/PW/Eng

On hold pending resolution of RDA/Successor Agency availability of funds.

Council District: <input checked="" type="checkbox"/> -1 <input checked="" type="checkbox"/> -2 <input type="checkbox"/> -3 <input checked="" type="checkbox"/> -4 <input type="checkbox"/> -5 <input type="checkbox"/> -6 <input type="checkbox"/> Citywide <input type="checkbox"/> Council Request	Project Status: <input checked="" type="checkbox"/> Pending <input type="checkbox"/> RFP prepared <input type="checkbox"/> In design <input type="checkbox"/> Out to Bid <input type="checkbox"/> Under Construction <input type="checkbox"/> Construction Completed	Project/Construction Management City PM: Matt Pilarz Design: CM: Contractor:	Origination Yr: FY01/02 Yr Amended: FY09/10 % Completed: 1%
---	---	---	---

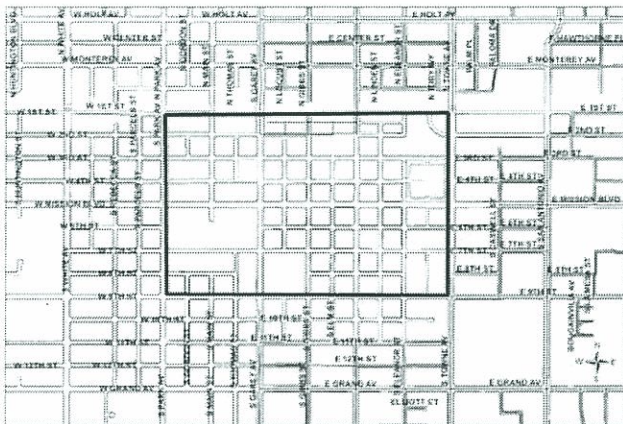
Estimated Project Cost:		Project Impact Information:	
<i>Cost by Project Categorization</i>	<i>Cost</i>	<i>Impact on Future Operating Costs</i>	
Land Acquisition / Right of Way		Increase <input type="checkbox"/>	Annual Amt \$ _____
Design (CM / Engineer / Staff)	456,000	Decrease <input type="checkbox"/>	Annual Amt \$ _____
Construction Contract	720,000	Minimal <input checked="" type="checkbox"/>	Chg'd to fund # <u>208</u>
Other - Geotech, Survey, Environ	24,000	Design Award Cost	_____
Total Project Cost	1,200,000	Design Award Date	_____
Total Project Funded	214,750	Awarded Construction Cost	_____
Total Project Unfunded	985,250	Council Award Date	_____

Funding Allocation

Funding Source(s)	Expenses as of 02/28/14	Remaining Budget	Fiscal 2014/15	Plan 2015/16	Plan 2016/17	Plan 2017/18	Plan Beyond 2018
Series "AD" Bonds	17,850	196,900					
Total	17,850	196,900	-	-	-	-	-

Pending Unfunded Project Costs							985,250
---------------------------------------	--	--	--	--	--	--	---------

Project Location



Streetscape - Downtown Area

Before Construction





THIS PAGE INTENTIONALLY LEFT BLANK



Unfunded Projects



CITY OF POMONA
Capital Improvement Program
Unfunded Street Projects

Council Request	Council District	Project Title	Project Description	Estimated Cost	Origination Year
	Citywide	Alley Improvements - Citywide	Construction of alley improvements in non-CDBG areas including asphalt pavement, concrete "V" gutters, manhole adjustments, alley approaches directional curb ramps, grading and removals.	17,700,000	FY 11/12
*	6	Median Landscaping - Arrow Highway (W.CL. to westerly of Orange Grove Ave)	Provide for landscaping and irrigation to existing island medians to include trees, shrubs, turf, riverbed rock and irrigation	1,052,156	FY 03/04
	5	Median Landscaping - Mission Boulevard (SR 71 to Temple Ave)	Construction of raised curb medians on Mission Blvd from SR 71 to Temple Ave to include median curb/gutter, landscaping, riverbed rock, irrigation, striping and traffic control	1,888,726	FY 03/04
	Citywide	Sidewalks - Citywide	Provide for construction of missing sidewalks Citywide in non-CDBG areas including sidewalks, drive approaches, curb, gutter, adjustments of utility boxes to grade, mail box relocations, tree removal and curb access ramps	7,500,000	FY 11/12
	Citywide	Sidewalks - Citywide (CDBG)	Provides for construction of missing sidewalks citywide in CDBG eligible areas including sidewalks, drive approaches, curb, gutter, adjustments of utility boxes to grade, mail box relocations, tree removal and curb access ramps	18,000,000	FY 11/12
*	3	Sidewalks - District 3 (Missing Links)	Construct sidewalk where there are missing links in non-CDBG eligible areas in District 3	1,500,000	FY 05/06
*	2	Sidewalks - Huntington Street, Phillips Drive and Muir Avenue	Construction of missing sidewalk segments at the following: #33, Huntington St, Phillips Dr to Muir Ave; #41, south side Phillips Dr w/o Garey Ave; and other locations to be determined	150,000	FY 06/07
*	6	Street Improvements - Aliso Street (Garey Ave to Windsor Pl)	Provide for missing street improvements on the north side of Aliso St. New pavement construction, curb, gutter, sidewalk, drive approach, and alley access ramps	250,000	FY 09/10
	6	Street Improvements - Artesia Street (Alameda St to Berkeley Ave)	Provide for the construction of p.c.c. gutter plate, curb/gutter, sidewalk, curb ramps, drive approaches and pavement overlay	430,500	FY 07/08

CITY OF POMONA
Capital Improvement Program
Unfunded Street Projects

Council Request	Council District	Project Title	Project Description	Estimated Cost	Origination Year
	6	Street Improvements – Berkeley Avenue (Willow St to Artesia St)	Provide for street improvements on Berkeley Ave from Willow St to Artesia St	392,800	FY 07/08
	1	Street Improvements - Breon Street Intersection (Pavilion Dr)	Provide for the construction of curb, gutter, sidewalk, curb ramps, cross gutter, spandrel and a.c. pavement to improve drainage of storm run-off	120,000	FY 09/10
	2	Street Improvements - Cypress Street (Mission Blvd to 7 th St) (Phase II)	Provide for street improvements on Cypress Street from Mission Blvd to 7 th St. Curb ramps, curb, gutter, sidewalks, drive approaches, alley intersections, asphalt pavement/pavement overlay, fence relocation, and block wall relocation.	280,000	FY 08/09
	4	Street Improvements - Densmore Street	Provide for street improvements on Densmore St at the intersection of Alvarado St. Improvements to include new pavement construction, curb, gutter, sidewalk, drive approach, cross gutter and spandrel and curb access ramps	220,000	FY 09/10
*	2	Street Improvements - Eleanor Street (6 th St to 7 th St)	Construction of street improvements on Eleanor Avenue from 6 th to 7 th Street	260,000	FY 06/07
	3	Street Improvements - Ellen Place and Notre Dame Avenue	Roadway resurfacing on Ellen Place from Marquette Avenue to Reservoir Street, and on Notre Dame Avenue from County Road to Ellen Place	350,000	FY 02/03
*	4	Street Improvements - Garfield Avenue (Garey Ave to Palomares St)	Provide street improvements on Garfield Ave from Garey Ave to Palomares St	580,000	FY 03/04
	3	Street Improvements - La Mesa Street (7 th St to 9 th St)	Provide for street improvements on La Mesa Street	420,000	FY 02/03
*	1	Street Improvements - Laurel Street (Dudley St to Hamilton Blvd)	Provide for street improvements on Laurel Street	410,800	FY 08/09
*	1	Street Improvements - Laurel Street (Erie St to Dudley St)	Provide for street improvements on Laurel Street from Erie St to Dudley St	282,000	FY 08/09
	2	Street Improvements - Linden Street (6 th to 11 th St) (Phase II)	Provide for street improvements on Linden St from 6 th St to 11 th St. Curb, gutters, sidewalks, drive approaches, curb ramps, p.c.c. alley intersections, relocation of fencing, a.c. pavement and a.c. pavement overlay	855,000	FY 08/09
*	2	Street Improvements - Main Street (12 th St to Grand Ave)	Provide for street improvements on Main Street from 12 th St to Grand Ave	190,000	FY 08/09

CITY OF POMONA
Capital Improvement Program
Unfunded Street Projects

Council Request	Council District	Project Title	Project Description	Estimated Cost	Origination Year
*	1	Street Improvements - Union Avenue (Mt Vernon Ave to Holt Ave)	Street improvements on Union Ave from Mt. Vernon Ave to Holt Ave. Improvements will include new pavement construction, pavement overlay, curbs, gutter, drive approach, curb ramps, sidewalk, adjustment of utility covers to grade and striping	875,000	FY 06/07
	1	Street Improvements - White Avenue Off-Ramp at I-10	Extending the I-10 off-ramp at White Avenue in the easterly direction through vacant land onto White Ave to create an intersection	3,350,000	FY 03/04
	2	Street Rehabilitation - Archwood Drive (Prospect Dr to Fremont St)	Provide for rehabilitation including construction of PCC curbs and driveways within existing right-of-way	480,000	FY 03/04
*	2	Street Rehabilitation – Fourth Street (Rebecca St to Cypress St)	Provide for rehabilitation of 4 th St from Rebecca to Cypress including pavement rehab, curb, gutters, sidewalks, drive approaches and curb ramps as required	245,600	FY 07/08
	1,4,6	Street Rehabilitation - Garey Avenue (Foothill Blvd to Holt Ave)	Provide cold milling, removal and replacement of pavement and base, adjustment to grade of manhole covers and water gate valve covers, striping/legends/marker replacement, and asphalt pavement overlay	4,211,000	FY 09/10
	Citywide	Street Rehabilitation – Intersection Upgrades - Various Locations - Citywide	Provide for street rehabilitation of street of street intersections Citywide. Rehabilitation will include pavement/base removal, replacement with 7” conventional A.C. pavement adjustment of utility covers to grade	4,105,650	FY 09/10
*	5	Street Rehabilitation - Mission Hills Tract	Provide for pavement rehabilitation for the streets including but not limited to Rancho Laguna Rd, Alta Miral Pl, Los Coyotes Dr, Los Padres Pl and Serra Dr	775,000	FY 05/06
	1	Street Rehabilitation – Pacific Street, Mercury Circle and Atlantic Street	Removal of existing pavement and base; reconstruction with 5” a.c. pavement and 6” of miscellaneous base material	1,000,000	FY 10/11
	4	Street Rehabilitation - San Bernardino Avenue (Gibbs St to E.C.L.)	Provide for the street rehabilitation of San Bernardino Ave from Gibbs St to east city limits.	997,500	FY 09/10
*	6	Streetscape - Median Beautification - District 6 (Priority I)	Provide for median beautification on a priority basis	6,254,000	FY 03/04

CITY OF POMONA
Capital Improvement Program
Unfunded Street Projects

Council Request	Council District	Project Title	Project Description	Estimated Cost	Origination Year
			as follows: Garey Avenue (Foothill Blvd to I-10 Freeway)		
*	6	Streetscape – Median Beautification - District 6 (Priority II)	Median beautification on Foothill Blvd (Thompson Crk to Towne Ave). Foothill Blvd is a state highway and is subject to Caltrans approval. There are some existing medians. New medians will have to be constructed from Equation Rd to Towne Ave	1,150,000	FY 03/04
	1,2	Streetscape/Landscape - White Avenue (from I-10 to Auto Center Dr)	Landscaping in the parkways which will include plant material, trees and irrigation, construction of curb ramps and sidewalk on White Ave from I-10 to Auto Center Dr	5,800,000	FY 03/04



THIS PAGE INTENTIONALLY LEFT BLANK

