
Street Projects



Five Year Capital Improvement Program

	Page #	Council Request *	YTD Costs as of 2/28/13	Remaining Budget
Streets				
~ Funded Projects ~				
ADA - Path of Travel - Sidewalks, Curb Ramps & Alley - Citywide (CDBG)	1	*	164,282	284,061
Alley Improvements - Citywide (CDBG)	2	*	517,907	750,949
Highway Improvements - State Route 71 to Freeway Conversion	3		1,005,919	176,910
Landscape Improvements - Mission Boulevard 71	4		9,677	440,323
Local Street Rehabilitation - Citywide (FY 12/13)	5		27,821	1,477,693
Pavement Management Program - Citywide	6		126,280	161,110
Sidewalks - District 2 and 3 (CDBG)	7	*	288,660	78,425
Sidewalks - Elwood Avenue and Glenpark Street	8		3,148	646,852
Street Improvements - Mission Boulevard and SR 71 Grade Separation	9		44,527,631	2,725,664
Street Improvements - South Campus Drive	10	*	2,663,024	283,720
Streetscape - Garey Avenue/SR 60/SR 71 Slope Beautification	11		553,220	518
Subtotals:			49,887,569	7,026,225
~ Partially Funded Projects ~				
Bridge Rehabilitation Program	12		373	158,227
Local Street Rehabilitation - Citywide (FY 13/14)	13		-	-
Major Street Rehabilitation - Citywide (FY 12/13)	14		9,494	490,506
Major Street Rehabilitation - Citywide (FY 13/14)	15		-	-
Mission Corridor Improvement	16		167,902	1,102,098
Street Rehabilitation - Slurry Seal Various Locations Citywide (FY 13/14)	17		-	-
Street Rehabilitation - White Avenue (Grand Ave to Lexington Ave)	18		-	-
Streetscape - Downtown Area	19		17,850	196,900
Subtotals:			195,619	1,947,731
~ Unfunded Projects ~				
ADA Accessible Path - Alley Intersect/Curb Ramps - Citywide (CDBG)	-	*	-	-
Alley Improvements - Citywide	-	*	-	-
Alley Improvements - Citywide (CDBG)	-	*	-	-
Median Landscaping - Arrow Hwy (W.C.L. to Orange Grove Ave)	-	*	-	-
Median Landscaping - Mission Boulevard (SR 71 to Temple Ave)	-		-	-
Sidewalks - Citywide	-		-	-
Sidewalks - Citywide (CDBG)	-		-	-
Sidewalks - Citywide (FY 13/14) (CDBG)	-	*	-	-
Sidewalks - District 1	-	*	-	-
Sidewalks - District 3 (Missing Links)	-	*	-	-
Sidewalks - Huntington Street, Phillips Drive and Muir Avenue	-	*	-	-
Street Improvements - Aliso Street (Garey Ave to Windsor Pl)	-	*	-	-
Street Improvements - Artesia Street (Alameda St to Berkeley Ave)	-		-	-
Street Improvements - Berkeley Avenue (Willow St to Artesia St)	-		-	-
Street Improvements - Breon Street Intersection (Pavilion Dr)	-		-	-
Street Improvements - Cypress Street (Mission Blvd to 7th St) (Ph II)	-		-	-
Street Improvements - Densmore Street	-		-	-
Street Improvements - Eleanor Avenue (6th St to 7th St)	-	*	-	-
Street Improvements - Ellen Place and Notre Dame Avenue	-		-	-
Street Improvements - Garfield Ave (Garey Ave to Palomares St)	-	*	-	-
Street Improvements - La Mesa Street (7th St to 9th St)	-		16,110	-
Street Improvements - Laurel Street (Dudley St to Hamilton Blvd)	-	*	-	-
Street Improvements - Laurel Street (Erie St to Dudley St)	-	*	-	-
Street Improvements - Linden Street (6th St to 11th St) (Phase II)	-		-	-
Street Improvements - Main Street (12th St to Grand Ave)	-	*	-	-
Street Improvements - Union Avenue (Mt Vernon Ave to Holt Ave)	-	*	-	-
Street Improvements - White Avenue Off-Ramp at I-10	-		-	-
Street Rehabilitation - 4th Street (Rebecca St to Cypress St)	-	*	-	-
Street Rehabilitation - Archwood Drive (Prospect Dr to Fremont St)	-	*	59,543	-

*Council Request tracked since FY 03/04

Five Year Capital Improvement Program

Adopted 2013/14	Plan 2014/15	Plan 2015/16	Plan 2016/17	Plan Beyond 2017	Impact to Future Operating
-	-	-	-	-	Minimal
-	-	-	-	-	Minimal
-	-	-	-	-	Minimal
-	-	-	-	-	Minimal
-	-	-	-	-	Minimal
-	-	-	-	-	Minimal
-	-	-	-	-	Minimal
-	-	-	-	-	Minimal
65,759	-	-	-	-	5,000
-	-	-	-	-	Minimal
-	-	-	-	-	6,000
65,759	-	-	-	-	
60,000	-	-	-	131,799	Minimal
400,000	1,000,000	-	-	-	Minimal
1,500,000	2,510,000	-	-	-	Minimal
300,000	2,700,000	-	-	-	Minimal
3,567	-	-	-	7,846,672	Minimal
100,000	500,000	-	-	-	Minimal
250,000	834,000	-	-	-	Minimal
-	-	-	-	985,250	Minimal
2,613,567	7,544,000	-	-	8,963,721	
-	200,000	200,000	200,000	6,381,832	Minimal
-	-	-	-	17,700,000	Minimal
-	200,000	200,000	200,000	16,785,000	Minimal
-	-	-	-	1,052,156	Minimal
-	-	-	-	1,888,726	Minimal
-	-	-	-	7,500,000	Minimal
-	-	-	-	18,000,000	Minimal
-	700,000	-	-	800,000	Minimal
-	-	-	-	270,000	Minimal
-	-	-	-	1,500,000	Minimal
-	-	-	-	150,000	Minimal
-	-	-	-	250,000	Minimal
-	-	-	-	430,500	Minimal
-	-	-	-	392,800	Minimal
-	-	-	-	120,000	Minimal
-	-	-	-	280,000	Minimal
-	-	-	-	220,000	Minimal
-	-	-	-	260,000	Minimal
-	-	-	-	350,000	Minimal
-	-	-	-	580,000	Minimal
-	-	-	-	403,890	Minimal
-	-	-	-	410,800	Minimal
-	-	-	-	282,000	Minimal
-	-	-	-	855,000	Minimal
-	-	-	-	190,000	Minimal
-	-	-	-	875,000	Minimal
-	-	-	-	3,350,000	Minimal
-	-	-	-	245,600	Minimal
-	-	-	-	420,457	Minimal

Five Year Capital Improvement Program

	Page #	Council Request *	YTD Costs as of 2/28/13	Remaining Budget
Street Rehabilitation - Garey Avenue (Foothill Blvd to Holt Ave)	-		-	-
Street Rehabilitation - Intersection Upgrades - Var Locations - Citywide	-		-	-
Street Rehabilitation - Mission Hills Tract	-	*	-	-
Street Rehabilitation - Pacific Street, Mercury Circle and Atlantic Street	-		-	-
Street Rehabilitation - San Bernardino Avenue (Gibbs St to E.C.L.)	-		-	-
Streetscape - Median Beautification - District 6 (Priority I)	-	*	-	-
Streetscape - Median Beautification - District 6 (Priority II)	-	*	-	-
Streetscape/Landscape - White Avenue (I-10 to Auto Center Dr)	-		-	-
Subtotals:			75,653	-
Streets Category Totals:			50,158,841	8,973,956

*Council Request tracked since FY 03/04

Five Year Capital Improvement Program

Adopted 2013/14	Plan 2014/15	Plan 2015/16	Plan 2016/17	Plan Beyond 2017	Impact to Future Operating
-	-	-	-	4,211,000	Minimal
-	-	-	-	4,105,650	Minimal
-	-	-	-	775,000	Minimal
-	-	-	-	1,000,000	Minimal
-	-	-	-	997,500	Minimal
-	-	-	-	6,254,000	Minimal
-	-	-	-	1,150,000	Minimal
-	-	-	-	5,800,000	Minimal
-	1,100,000	400,000	400,000	106,236,911	
2,679,326	8,644,000	400,000	400,000	115,200,632	



THIS PAGE INTENTIONALLY LEFT BLANK



Funded Projects



CITY OF POMONA
Capital Improvement Program Project Details

Project Title: **ADA Path of Travel - Sidewalks, Curb Ramps and Alley Approaches - Citywide (CDBG)**

Project Description: This project will provide for CDBG eligible improvements to sidewalks, street intersections and alley approaches needed to provide a continuous path of travel for pedestrian access per the requirements of the American Disability Act (ADA).
 FY 2010/11, FY 2011/12 & FY 2012/13 - Project locations in construction.

Project Number:
 213-2590-XXXXX-64646

Department / Division
 PW/Eng

Council District: <input type="checkbox"/> -1 <input type="checkbox"/> -2 <input type="checkbox"/> -3 <input type="checkbox"/> -4 <input type="checkbox"/> -5 <input type="checkbox"/> -6 <input checked="" type="checkbox"/> Citywide <input checked="" type="checkbox"/> Council Request	Project Status: <input type="checkbox"/> Pending <input type="checkbox"/> RFP prepared <input type="checkbox"/> In design <input type="checkbox"/> Out to Bid <input checked="" type="checkbox"/> Under Construction <input type="checkbox"/> Construction Completed	Project/Construction Management City PM: <u>Brian Henslee</u> Design: <u>VA Consulting</u> CM: <u>Civiltec</u> Contractor: <u>Martinez Concrete</u>	Origination Yr: FY10/11 Yr Amended: FY13/14 % Completed: 37%
--	---	--	--

Estimated Project Cost:	Project Impact Information:																																
<table style="width: 100%; border-collapse: collapse;"> <thead> <tr> <th style="text-align: left;">Cost by Project Categorization</th> <th style="text-align: right;">Cost</th> </tr> </thead> <tbody> <tr> <td>Land Acquisition / Right of Way</td> <td style="text-align: right;">_____</td> </tr> <tr> <td>Design (CM / Engineer / Staff)</td> <td style="text-align: right;">120,300</td> </tr> <tr> <td>Construction Contract</td> <td style="text-align: right;">317,000</td> </tr> <tr> <td>Other - Geotech, Survey, Environ</td> <td style="text-align: right;">11,043</td> </tr> <tr> <td>Total Project Cost</td> <td style="text-align: right;">448,343</td> </tr> <tr> <td>Total Project Funded</td> <td style="text-align: right;">448,343</td> </tr> <tr> <td>Total Project Unfunded</td> <td style="text-align: right;">-</td> </tr> </tbody> </table>	Cost by Project Categorization	Cost	Land Acquisition / Right of Way	_____	Design (CM / Engineer / Staff)	120,300	Construction Contract	317,000	Other - Geotech, Survey, Environ	11,043	Total Project Cost	448,343	Total Project Funded	448,343	Total Project Unfunded	-	<table style="width: 100%; border-collapse: collapse;"> <thead> <tr> <th colspan="2" style="text-align: left;">Impact on Future Operating Costs</th> </tr> </thead> <tbody> <tr> <td>Increase <input type="checkbox"/></td> <td style="text-align: right;">Annual Amt \$ _____</td> </tr> <tr> <td>Decrease <input type="checkbox"/></td> <td style="text-align: right;">Annual Amt \$ _____</td> </tr> <tr> <td>Minimal <input checked="" type="checkbox"/></td> <td style="text-align: right;">Chg'd to fund # 208</td> </tr> <tr> <td>Design Award Cost</td> <td style="text-align: right;">31,816</td> </tr> <tr> <td>Design Award Date</td> <td style="text-align: right;">03/07/2011</td> </tr> <tr> <td>Awarded Construction Cost</td> <td style="text-align: right;">249,448</td> </tr> <tr> <td>Council Award Date</td> <td style="text-align: right;">08/06/2012</td> </tr> </tbody> </table>	Impact on Future Operating Costs		Increase <input type="checkbox"/>	Annual Amt \$ _____	Decrease <input type="checkbox"/>	Annual Amt \$ _____	Minimal <input checked="" type="checkbox"/>	Chg'd to fund # 208	Design Award Cost	31,816	Design Award Date	03/07/2011	Awarded Construction Cost	249,448	Council Award Date	08/06/2012
Cost by Project Categorization	Cost																																
Land Acquisition / Right of Way	_____																																
Design (CM / Engineer / Staff)	120,300																																
Construction Contract	317,000																																
Other - Geotech, Survey, Environ	11,043																																
Total Project Cost	448,343																																
Total Project Funded	448,343																																
Total Project Unfunded	-																																
Impact on Future Operating Costs																																	
Increase <input type="checkbox"/>	Annual Amt \$ _____																																
Decrease <input type="checkbox"/>	Annual Amt \$ _____																																
Minimal <input checked="" type="checkbox"/>	Chg'd to fund # 208																																
Design Award Cost	31,816																																
Design Award Date	03/07/2011																																
Awarded Construction Cost	249,448																																
Council Award Date	08/06/2012																																

Funding Allocation

Funding Source(s)	YTD Costs as of 02/28/13	Remaining Budget	Fiscal 2013/2014	Plan 2014/15	Plan 2015/16	Plan 2016/17	Plan Beyond 2017
CDBG (111-64646)	93,204						
CDBG (112-64646)	5,753	149,247					
CDBG (114-64646)	54,232	8,896					
CDBG (116-64646)		67,011					
CDBG (213-64645)	11,093	58,907					
Total	164,282	284,061	-	-	-	-	-

Pending
Unfunded Project Costs

Before Construction



After Construction



ADA - NW Corner Grand Ave and Gordon St

CITY OF POMONA
Capital Improvement Program Project Details

Project Title: **Alley Improvements - Citywide (CDBG)**

Project Description: This project will provide for the construction of alley improvements at CDBG eligible locations citywide. The improvements will include asphalt pavement, concrete "V" gutters, manhole adjustments, alley approaches, directional curb ramps, grading and removals.

Project Number:
 213-2590-XXXXX-64645

Phase 1 - Alleys included in FY 2010/11 and FY 2011/12 Capital Improvement Program.
 Phase 2 - Alleys: District 4: Design (88, 89 and 138), Construction (138).

Department / Division
 PW/Eng

(Description changed FY13/14)

Council District: <input type="checkbox"/> -1 <input type="checkbox"/> -2 <input type="checkbox"/> -3 <input type="checkbox"/> -4 <input type="checkbox"/> -5 <input type="checkbox"/> -6 <input checked="" type="checkbox"/> Citywide <input checked="" type="checkbox"/> Council Request	Project Status: <input type="checkbox"/> Pending <input type="checkbox"/> RFP prepared <input type="checkbox"/> In design <input type="checkbox"/> Out to Bid <input checked="" type="checkbox"/> Under Construction <input type="checkbox"/> Construction Completed	Project/Construction Management City PM: <u>Brian Henslee</u> Design: <u>VA Consulting</u> CM: <u>Civiltec</u> Contractor: <u>Martinez Concrete</u>	Origination Yr: FY10/11 Yr Amended: FY13/14 % Completed: 95%
--	---	--	--


Estimated Project Cost:		Project Impact Information:	
<i>Cost by Project Categorization</i>	<i>Cost</i>	<i>Impact on Future Operating Costs</i>	<i>Phase I</i>
Land Acquisition / Right of Way		Increase <input type="checkbox"/>	Annual Amt \$ _____
Design (CM / Engineer / Staff)	50,000	Decrease <input type="checkbox"/>	Annual Amt \$ _____
Construction Contract	1,208,856	Minimal <input checked="" type="checkbox"/>	Chg'd to fund # 208
Other - Geotech, Survey, Environ	10,000	Design Award Cost	129,102
Total Project Cost	1,268,856	Design Award Date	03/07/2011
Total Project Funded	1,268,856	Awarded Construction Cost	517,285
Total Project Unfunded	-	Council Award Date	08/06/2012

Funding Allocation

Funding Source(s)	YTD Costs as of 02/28/13	Remaining Budget	Fiscal 2013/14	Plan 2014/15	Plan 2015/16	Plan 2016/17	Plan Beyond 2017
CDBG (111-64645)	86,611						
CDBG (112-64645)	50,000	110,000					
CDBG (113-64645)	214,760						
CDBG (114-64645)	74,931	183,815					
CDBG (116-64645)	75,357	178,702					
CDBG (213-64645)	4,230	141,956					
CDBG (117-64645)	5,818	136,476					
Private Contribution	6,200						
Total	517,907	750,949	-	-	-	-	-

Pending							
Unfunded Project Costs							

Before Construction



After Construction



**Alley #2-435
 (off Gordon between 10th & 11th)**

CITY OF POMONA
Capital Improvement Program Project Details

Project Title: **Highway Improvements - State Route 71 Expressway to Freeway Conversion (Caltrans Coord.)**

Project Description: The purpose of this project is to complete the environmental assessment analysis; relieve existing traffic congestion; Increase traffic safety; and accommodate future traffic demands resulting from regional growth.
 This CIP project, as presented herein, will solely provide City's fair share of funding for the preparation of project study report by Caltrans under which Caltrans is the lead agency in this project. It also provides funding for City Staff time required to review and coordinate this effort. Ultimate widening of the SR71 is from SR60 to I-10. Description Changed (FY 13/14)

Project Number:
 418-2590-XXXXX-72057

Department / Division
 PW/Eng

Council District: <input type="checkbox"/> -1 <input type="checkbox"/> -2 <input type="checkbox"/> -3 <input type="checkbox"/> -4 <input checked="" type="checkbox"/> -5 <input type="checkbox"/> -6 <input type="checkbox"/> Citywide <input type="checkbox"/> Council Request	Project Status: <input type="checkbox"/> Pending <input type="checkbox"/> RFP prepared <input checked="" type="checkbox"/> In design <input type="checkbox"/> Out to Bid <input type="checkbox"/> Under Construction <input type="checkbox"/> Construction Complet	Project/Construction Management City PM: <u>City Engineer</u> Design: <u>Caltrans</u> CM: Contractor:	Origination Yr: FY08/09 Yr Amended: FY13/14 % Completed: 85%
---	---	--	--

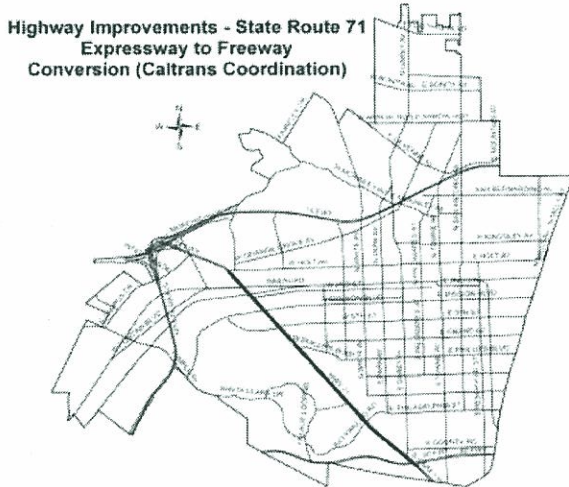
Estimated Project Cost:		Project Impact Information:	
<i>Cost by Project Categorization</i>	<i>Cost</i>	<i>Impact on Future Operating Costs</i>	
Land Acquisition / Right of Way		Increase <input type="checkbox"/>	Annual Amt \$ _____
Design (CM / Engineer / Staff)	1,182,829	Decrease <input type="checkbox"/>	Annual Amt \$ _____
Construction Contract		Minimal <input checked="" type="checkbox"/>	Chg'd to fund # <u>208</u>
Other - Geotech, Survey, Environ		Design Award Cost	_____
Total Project Cost	1,182,829	Design Award Date	_____
Total Project Funded	1,182,829	Awarded Construction Cost	_____
Total Project Unfunded	-	Council Award Date	_____

Funding Allocation

Funding Source(s)	YTD Costs as of 02/28/13	Remaining Budget	Fiscal 2013/14	Plan 2014/15	Plan 2015/16	Plan 2016/17	Plan Beyond 2017
Series "W" Bonds	155,264						
TCSP Fund	726,867	698					
STP-L Fund		100,000					
Prop C Fund	123,788	76,212					
Total	1,005,919	176,910	-	-	-	-	-

Pending
Unfunded Project Costs

Project Location



Before Construction



CITY OF POMONA
Capital Improvement Program Project Details

Project Title: **Landscape Improvements - Mission Boulevard/SR 71**

Project Description: This project includes tree planting and related work (irrigation, hardscape, etc.) for the newly constructed Mission Boulevard/SR-71 overcrossing bridge abutments to enhance aesthetics and reduce erosion, and to supplement the Environmental Enhancement Mitigation Program (EEMP) grant.

Project Number:
 208-2594-XXXXX-67906

Department / Division
 PW/Eng

Council District: <input checked="" type="checkbox"/> -1 <input type="checkbox"/> -2 <input type="checkbox"/> -3 <input type="checkbox"/> -4 <input checked="" type="checkbox"/> -5 <input type="checkbox"/> -6 <input type="checkbox"/> Citywide <input type="checkbox"/> Council Request	Project Status: <input type="checkbox"/> Pending <input checked="" type="checkbox"/> RFP prepared <input type="checkbox"/> In design <input type="checkbox"/> Out to Bid <input type="checkbox"/> Under Construction <input type="checkbox"/> Construction Completed	Project/Construction Management City PM: <u>Matt Pilarz</u> Design: CM: Contractor:	Origination Yr: FY11/12 Yr Amended: FY13/14 % Completed: 2%
--	---	--	---

Estimated Project Cost:		Project Impact Information:	
<i>Cost by Project Categorization</i>	<i>Cost</i>	<i>Impact on Future Operating Costs</i>	
Land Acquisition / Right of Way		Increase <input type="checkbox"/>	Annual Amt \$ _____
Design (CM / Engineer / Staff)	90,000	Decrease <input type="checkbox"/>	Annual Amt \$ _____
Construction Contract	350,000	Minimal <input checked="" type="checkbox"/>	Chg'd to fund # <u>208</u>
Other - Geotech, Survey, Environ	10,000	Design Award Cost	_____
Total Project Cost	450,000	Design Award Date	_____
Total Project Funded	450,000	Awarded Construction Cost	_____
Total Project Unfunded	-	Council Award Date	_____

Funding Allocation

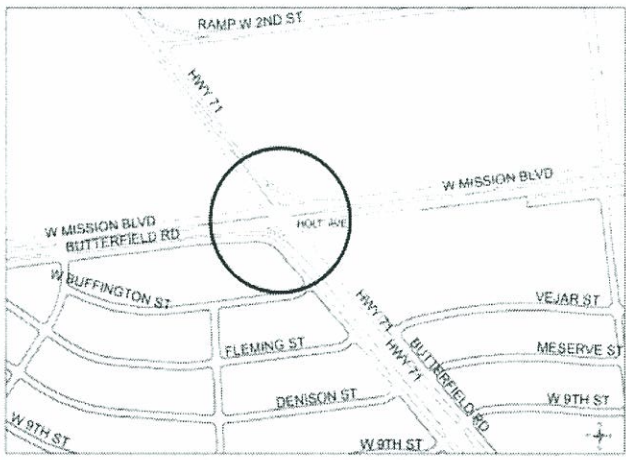
Funding Source(s)	YTD Costs as of 02/28/13	Remaining Budget	Fiscal 2013/14	Plan 2014/15	Plan 2015/16	Plan 2016/17	Plan Beyond 2017
Gas Tax Fund	9,677	90,323					
EEMP Grant		350,000					
Total	9,677	440,323	-	-	-	-	-

Pending Unfunded Project Costs

--	--	--	--	--	--	--	--

Project Location

Before Construction



Landscape Improvements - Mission Boulevard/SR 71

CITY OF POMONA
Capital Improvement Program Project Details

Project Title: **Local Street Rehabilitation - Citywide (FY 12/13)**

Project Description: This project provides rehabilitation for: (Design & Construction) - Local City streets within Districts 3 & 4 per the City Pavement Management Program.

Project Number:
 208-2594-XXXX-67911

Department / Division
 PW/Eng

Description Changed (FY13/14)

Council District: <input type="checkbox"/> -1 <input type="checkbox"/> -2 <input type="checkbox"/> -3 <input type="checkbox"/> -4 <input type="checkbox"/> -5 <input type="checkbox"/> -6 <input checked="" type="checkbox"/> Citywide <input type="checkbox"/> Council Request	Project Status: <input type="checkbox"/> Pending <input type="checkbox"/> RFP prepared <input checked="" type="checkbox"/> In design <input type="checkbox"/> Out to Bid <input type="checkbox"/> Under Construction <input type="checkbox"/> Construction Completed	Project/Construction Management City PM: <u>RLZ Engineering - Reza Zolghadr</u> Design: CM: <u>Reza Zolghadr</u> Contractor: <u>Hardy & Harper</u>	Origination Yr: FY12/13 Yr Amended: FY13/14 % Completed: 2%
---	---	---	---

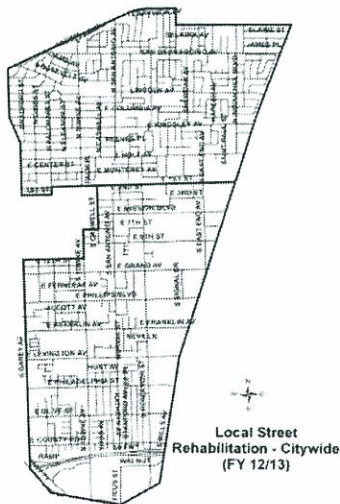
Estimated Project Cost:		Project Impact Information:	
<i>Cost by Project Categorization</i>	<i>Cost</i>	<i>Impact on Future Operating Costs</i>	
Land Acquisition / Right of Way		Increase <input type="checkbox"/>	Annual Amt \$
Design (CM / Engineer / Staff)	100,000	Decrease <input type="checkbox"/>	Annual Amt \$
Construction Contract	1,405,514	Minimal <input checked="" type="checkbox"/>	Chg'd to fund # 208
Other - Geotech, Survey, Environ		Design Award Cost	
Total Project Cost	1,505,514	Design Award Date	
Total Project Funded	1,505,514	Awarded Construction Cost	\$1,101,000
Total Project Unfunded	-	Council Award Date	06/10/2013

Funding Allocation

Funding Source(s)	YTD Costs as of 02/28/13	Remaining Budget	Fiscal 2013/14	Plan 2014/15	Plan 2015/16	Plan 2016/17	Plan Beyond 2017
Gas Tax Fund	27,821	1,172,179					
Measure R Fund		305,514					
Total	27,821	1,477,693	-	-	-	-	-

Pending							
Unfunded Project Costs							

Project Location



Before Construction



CITY OF POMONA
Capital Improvement Program Project Details

Project Title: **Pavement Management Program - Citywide**

Project Description: This project will provide for development and implementation of a pavement management system. It is a systematic process that provides, analyzes, and summarizes pavement information for use in selecting and implementing cost-effective pavement construction, rehabilitation, and maintenance programs and projects to satisfy Prop C and MTA mandated funding certification. The pavement data will need to be surveyed and updated annually.

Project Number:
 421-2590-XXXXX-81044

Department / Division
 PW/Eng

Council District: <input type="checkbox"/> -1 <input type="checkbox"/> -2 <input type="checkbox"/> -3 <input type="checkbox"/> -4 <input type="checkbox"/> -5 <input type="checkbox"/> -6 <input checked="" type="checkbox"/> Citywide <input type="checkbox"/> Council Request	Project Status: <input type="checkbox"/> Pending <input type="checkbox"/> RFP prepared <input checked="" type="checkbox"/> In design <input type="checkbox"/> Out to Bid <input type="checkbox"/> Under Construction <input type="checkbox"/> Construction Completed	Project/Construction Management City PM: <u>RLZ Engineering - Reza Zolghadr</u> Design: <u>Bucknam Infrastructure</u> CM: Contractor:	Origination Yr: FY06/07 Yr Amended: FY12/13 % Completed: 44%
---	---	--	--

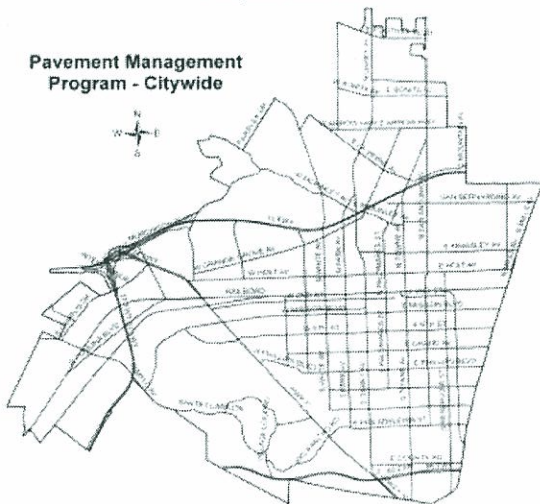
Estimated Project Cost:		Project Impact Information:	
<i>Cost by Project Categorization</i>	<i>Cost</i>	<i>Impact on Future Operating Costs</i>	
Land Acquisition / Right of Way		Increase <input type="checkbox"/>	Annual Amt \$
Design (CM / Engineer / Staff)	87,000	Decrease <input type="checkbox"/>	Annual Amt \$
Construction Contract	200,390	Minimal <input checked="" type="checkbox"/>	Chg'd to fund #
Other - Geotech, Survey, Environ		Design Award Cost	76,251
Total Project Cost	287,390	Design Award Date	10/15/2012
Total Project Funded	287,390	Awarded Construction Cost	
Total Project Unfunded	-	Council Award Date	

Funding Allocation


Funding Source(s)	YTD Costs as of 02/28/13	Remaining Budget	Fiscal 2013/14	Plan 2014/15	Plan 2015/16	Plan 2016/17	Plan Beyond 2017
Series "AG" Bonds	82,390						
Prop C Fund	43,890	161,110					
Total	126,280	161,110	-	-	-	-	-

Pending Unfunded Project Costs

Project Location



Before Construction



CITY OF POMONA
Capital Improvement Program Project Details

Project Title: **Sidewalks - Districts 2 and 3 (CDBG)**

Project Description: This project provides for the construction of missing sidewalk segments in Districts Citywide. The improvements will include but not be limited to sidewalk, drive approaches, curb, gutter, adjustments of utility boxes to grade, mail box relocations, tree removal and curb access ramps. Sidewalk segments to be replace are: Near 6th Street and Cypress Street, Lexington Avenue from San Antonio Avenue to Reservoir Street, 8th Street from Rebecca Street to White Avenue and Lexington Avenue from Garey Avenue to the west cemetery property line. FY2010/11 & FY 2011/12 work under construction.

Project Number:
 213-2590-XXXXX-64648

Department / Division
 PW/Eng

Council District: <input type="checkbox"/> -1 <input checked="" type="checkbox"/> -2 <input checked="" type="checkbox"/> -3 <input type="checkbox"/> -4 <input type="checkbox"/> -5 <input type="checkbox"/> -6 <input type="checkbox"/> Citywide <input checked="" type="checkbox"/> Council Request	Project Status: <input type="checkbox"/> Pending <input type="checkbox"/> RFP prepared <input type="checkbox"/> In design <input type="checkbox"/> Out to Bid <input checked="" type="checkbox"/> Under Construction <input type="checkbox"/> Construction Completed	Project/Construction Management City PM: <u>Brian Henslee</u> Design: <u>VA Consulting</u> CM: <u>Civiltec</u> Contractor: <u>Martinez Concrete</u>	Origination Yr: FY10/11 Yr Amended: 13/14 % Completed: 79%
---	---	--	--

Estimated Project Cost:		Project Impact Information:	
Cost by Project Categorization	Cost	Impact on Future Operating Costs	
Land Acquisition / Right of Way		Increase <input type="checkbox"/>	Annual Amt \$ _____
Design (CM / Engineer / Staff)	79,000	Decrease <input type="checkbox"/>	Annual Amt \$ _____
Construction Contract	275,298	Minimal <input checked="" type="checkbox"/>	Chg'd to fund # <u>101</u>
Other - Geotech, Survey, Environ	12,787	Design Award Cost	58,262
Total Project Cost	367,085	Design Award Date	03/07/2011
Total Project Funded	367,085	Awarded Construction Cost	221,255
Total Project Unfunded	-	Council Award Date	08/06/2012

Funding Allocation

Funding Sources)	YTD Costs as of 02/28/13	Remaining Budget	Fiscal 2013/14	Plan 2014/15	Plan 2015/16	Plan 2016/17	Plan Beyond 2017
CDBG (112-64648)	197,631						
CDBG (113-64648)	73,347	26,653					
CDBG (117-64648)	17,682	51,772					
Total	288,660	78,425	-	-	-	-	-


Pending Unfunded Project Costs

--	--	--	--	--

Before Construction



After Construction



East side of Cypress St between Sixth St and Seventh St

CITY OF POMONA
Capital Improvement Program Project Details

Project Title: **Sidewalks - Elwood Avenue and Glenpark Street**

Project Description: As part of the Safe Route to Schools grant application Public Works was able to secure the necessary funds to construct missing sidewalks. The project will construct missing sidewalks along Elwood Street, Bellevue Avenue and Glenpark Street, modify traffic signals with countdown pedestrian indications, radar speed feedback signs, and other enhancement measures.

Project Number:
 272-2590-XXXXX-58070

Department / Division
 PW/Trans & Dev

Council District: <input checked="" type="checkbox"/> -1 <input type="checkbox"/> -2 <input type="checkbox"/> -3 <input type="checkbox"/> -4 <input type="checkbox"/> -5 <input type="checkbox"/> -6 <input type="checkbox"/> Citywide <input type="checkbox"/> Council Request	Project Status: <input type="checkbox"/> Pending <input checked="" type="checkbox"/> RFP prepared <input type="checkbox"/> In design <input type="checkbox"/> Out to Bid <input type="checkbox"/> Under Construction <input type="checkbox"/> Construction Completed	Project/Construction Management City PM: <u>Ron Chan</u> Design: CM: Contractor:	Origination Yr: FY12/13 Yr Amended: N/A % Completed: 0%
---	---	---	---

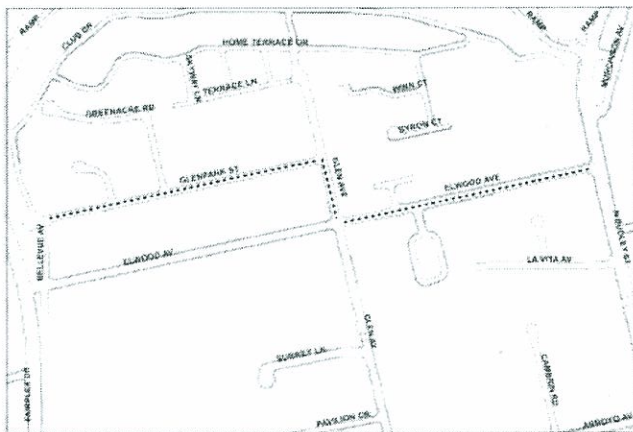
Estimated Project Cost:		Project Impact Information:	
<i>Cost by Project Categorization</i>	<i>Cost</i>	<i>Impact on Future Operating Costs</i>	
Land Acquisition / Right of Way		Increase <input type="checkbox"/> Annual Amt \$	
Design (CM / Engineer / Staff)	200,000	Decrease <input type="checkbox"/> Annual Amt \$	
Construction Contract	450,000	Minimal <input checked="" type="checkbox"/> Chg'd to fund #	272
Other - Outreach & Education		Design Award Cost	
Total Project Cost	650,000	Design Award Date	
Total Project Funded	650,000	Awarded Construction Cost	
Total Project Unfunded	-	Council Award Date	

Funding Allocation

Funding Source(s)	YTD Costs as of 02/28/13	Remaining Budget	Fiscal 2013/14	Plan 2014/15	Plan 2015/16	Plan 2016/17	Plan Beyond 2017
SB821 (TDA) Fund	3,148	81,852					
Measure R Fund		115,000					
SR2S Grant Fund		450,000					
Total	3,148	646,852	-	-	-	-	-

Proposed Unfunded Project Costs						
--	--	--	--	--	--	--

Project Location



Sidewalks - Elwood Avenue and Glenpark Street

Project Area



Sidewalks - Elwood Avenue and Glenpark Street

CITY OF POMONA
Capital Improvement Program Project Details

Project Title: **Street Improvements - Mission Boulevard and SR 71 Grade Separation**

Project Description: This project will improve circulation both regionally and locally by eliminating the current severe traffic congestion problem. This intersection has been listed for several years as a project consideration for regional funding. Once constructed it will provide a grade separated roadway along Mission Boulevard from State Route 71 and construct related on and off ramps.

Project Number:
 418-2590-XXXX-67716

Department / Division
 PW/Eng

Council District: <input checked="" type="checkbox"/> -1 <input type="checkbox"/> -2 <input type="checkbox"/> -3 <input type="checkbox"/> -4 <input checked="" type="checkbox"/> -5 <input type="checkbox"/> -6 <input type="checkbox"/> Citywide <input type="checkbox"/> Council Request	Project Status: <input type="checkbox"/> Pending <input type="checkbox"/> RFP prepared <input type="checkbox"/> In design <input type="checkbox"/> Out to Bid <input type="checkbox"/> Under Construction <input checked="" type="checkbox"/> Construction Completed	Project/Construction Management City PM: <u>City Engineer</u> Design: <u>CH2MHILL</u> CM: <u>Transtech</u> Contractor: <u>Riverside Construction</u>	Origination Yr: FY96/97 Yr Amended: FY13/14 % Completed: 99%
--	---	---	--

Estimated Project Cost:		Project Impact Information:	
<i>Cost by Project Categorization</i>	<i>Cost</i>	<i>Impact on Future Operating Costs</i>	
Land Acquisition / Right of Way	4,726,600	Increase <input checked="" type="checkbox"/>	Annual Amt \$ 5,000
Design (CM / Engineer / Staff)	9,505,824	Decrease <input type="checkbox"/>	Annual Amt \$
Construction Contract	32,744,430	Minimal <input type="checkbox"/>	Chg'd to fund # 208
Other - Geotech, Survey, Environ	342,200	Design Award Cost	2,348,161
Total Project Cost	47,319,054	Design Award Date	03/15/2004
Total Project Funded	47,319,054	Awarded Construction Cost	24,151,121
Total Project Unfunded	-	Council Award Date	06/16/2008

Funding Allocation

Funding Source(s)	YTD Costs as of 02/28/13	Remaining Budget	Fiscal 2013/14	Plan 2014/15	Plan 2015/16	Plan 2016/17	Plan Beyond 2017
Gas Tax Fund	488,757						
STP-L Fund	7,290,345	293,435					
TCRP Fund	16,399,855	145					
Prop C & Reserve (MOU#PACLRPOM04)	16,161,552	2,196,448					
FHWA Fund (Omnibus FY05 Demo T21)	1,106,677	57,474	65,759				
SAFETEA - LU (Federal Misc Demo STL)	2,845,502	178,162					
Legal Reimbursement	134,943						
Developer Reimbursement	100,000						
Total	44,527,631	2,725,664	65,759	-	-	-	-

Pending

Unfunded Project Costs

During Construction



After Construction



CITY OF POMONA
Capital Improvement Program Project Details

Project Title: **Street Improvements - South Campus Drive**

Project Description: This project will provide for street improvements on South Campus Drive from Temple Avenue to Ridgeway Street. It will also remove existing pavement/base and replace it with 15" base, 5.5" a.c. pavement, adjust sewer manhole to grade, bus pads, striping, traffic loops, crosswalks.

Project Number:
 223-2590-XXXXX-67886

Department / Division
 PW/Eng

Council District: <input checked="" type="checkbox"/> -1 <input type="checkbox"/> -2 <input type="checkbox"/> -3 <input type="checkbox"/> -4 <input type="checkbox"/> -5 <input type="checkbox"/> -6 <input type="checkbox"/> Citywide <input checked="" type="checkbox"/> Council Request	Project Status: <input type="checkbox"/> Pending <input type="checkbox"/> RFP prepared <input type="checkbox"/> In design <input type="checkbox"/> Out to Bid <input type="checkbox"/> Under Construction <input checked="" type="checkbox"/> Construction Completed	Project/Construction Management City PM: <u>Matt Pilarz</u> Design: <u>RKA Consulting</u> CM: <u>RKA Consulting & Willdan</u> Contractor: <u>All American Asphalt</u>	Origination Yr: FY07/08 Yr Amended: FY13/14 % Completed: 100%
--	---	--	---

Estimated Project Cost:		Project Impact Information:	
<i>Cost by Project Categorization</i>	<i>Cost</i>	<i>Impact on Future Operating Costs</i>	
Land Acquisition / Right of Way		Increase <input type="checkbox"/>	Annual Amt \$ _____
Design (CM / Engineer / Staff)	250,000	Decrease <input type="checkbox"/>	Annual Amt \$ _____
Construction Contract	2,612,791	Minimal <input checked="" type="checkbox"/>	Chg'd to fund # <u>208</u>
Other - Geotech, Survey, Environ	83,953	Design Award Cost	85,375
Total Project Cost	2,946,744	Design Award Date	04/27/2011
Total Project Funded	2,946,744	Awarded Construction Cost	2,395,000
Total Project Unfunded	-	Council Award Date	05/21/2012

Funding Allocation

Funding Source(s)	YTD Costs as of 02/28/13	Remaining Budget	Fiscal 2013/14	Plan 2014/15	Plan 2015/16	Plan 2016/17	Plan Beyond 2017
Series "AG" Bonds	103,310						
Prop 42 (FY03/04 and FY04/05)	1,850						
Prop A Fund	126,500						
2001 Fed Appropriation Act, DEMO 195	326,524						
STP-L Funds (2009 ARRA Stimulus Savings)	1,418,866	103,134					
Measure "R" Fund	283,000						
Development Fees (Road/Hwy)	49,000						
LA County Contribution	183,793	113,767					
Prop C Fund	170,181	66,819					
Total	2,663,024	283,720	-	-	-	-	-

Pending
Unfunded Project Costs

Before Construction



After Construction



CITY OF POMONA
Capital Improvement Program Project Details

Project Title: **Streetscape - Garey Avenue/SR 60/SR 71 Slope Beautification**

Project Description: The City of Pomona has received a State Transportation Enhancement ACT (TEA) Grant for a landscaping beautification project for State Route 60 and State Route 71 slopes in the vicinity of its interchange near south Garey Avenue. As a requirement for this grant, the City must provide a match of \$58,000.

Project Number:
418-2590-XXXXX-72036

Department / Division
PW/Eng

Council District: <input type="checkbox"/> -1 <input type="checkbox"/> -2 <input type="checkbox"/> -3 <input type="checkbox"/> -4 <input checked="" type="checkbox"/> -5 <input type="checkbox"/> -6 <input type="checkbox"/> Citywide <input type="checkbox"/> Council Request	Project Status: <input type="checkbox"/> Pending <input type="checkbox"/> RFP prepared <input type="checkbox"/> In design <input type="checkbox"/> Out to Bid <input type="checkbox"/> Under Construction <input checked="" type="checkbox"/> Construction Completed	Project/Construction Management City PM: <u>Brian Henslee</u> Design: <u>Armstrong and Walker</u> CM: <u>Willdan</u> Contractor: <u>Kasa Construction</u>	Origination Yr: FY01/02 Yr Amended: FY11/12 % Completed: 98%
---	---	--	--

Estimated Project Cost:		Project Impact Information:																															
<table style="width: 100%; border-collapse: collapse;"> <thead> <tr> <th style="text-align: left;">Cost by Project Categorization</th> <th style="text-align: right;">Cost</th> </tr> </thead> <tbody> <tr> <td>Land Acquisition / Right of Way</td> <td></td> </tr> <tr> <td>Design (CM / Engineer / Staff)</td> <td style="text-align: right;">150,000</td> </tr> <tr> <td>Construction Contract</td> <td style="text-align: right;">383,738</td> </tr> <tr> <td>Other - Geotech, Survey, Environ</td> <td style="text-align: right;">20,000</td> </tr> <tr> <td>Total Project Cost</td> <td style="text-align: right;">553,738</td> </tr> <tr> <td>Total Project Funded</td> <td style="text-align: right;">553,738</td> </tr> <tr> <td>Total Project Unfunded</td> <td style="text-align: right;">-</td> </tr> </tbody> </table>	Cost by Project Categorization	Cost	Land Acquisition / Right of Way		Design (CM / Engineer / Staff)	150,000	Construction Contract	383,738	Other - Geotech, Survey, Environ	20,000	Total Project Cost	553,738	Total Project Funded	553,738	Total Project Unfunded	-	<table style="width: 100%; border-collapse: collapse;"> <thead> <tr> <th colspan="2" style="text-align: left;">Impact on Future Operating Costs</th> </tr> </thead> <tbody> <tr> <td>Increase <input checked="" type="checkbox"/></td> <td style="text-align: right;">Annual Amt \$ 6,000</td> </tr> <tr> <td>Decrease <input type="checkbox"/></td> <td style="text-align: right;">Annual Amt \$</td> </tr> <tr> <td>Minimal <input type="checkbox"/></td> <td style="text-align: right;">Chg'd to fund # 101</td> </tr> <tr> <td>Design Award Cost</td> <td style="text-align: right;">16,800</td> </tr> <tr> <td>Design Award Date</td> <td style="text-align: right;">12/10/2009</td> </tr> <tr> <td>Awarded Construction Cost</td> <td style="text-align: right;">188,352</td> </tr> <tr> <td>Council Award Date</td> <td style="text-align: right;">04/04/2011</td> </tr> </tbody> </table>	Impact on Future Operating Costs		Increase <input checked="" type="checkbox"/>	Annual Amt \$ 6,000	Decrease <input type="checkbox"/>	Annual Amt \$	Minimal <input type="checkbox"/>	Chg'd to fund # 101	Design Award Cost	16,800	Design Award Date	12/10/2009	Awarded Construction Cost	188,352	Council Award Date	04/04/2011
Cost by Project Categorization	Cost																																
Land Acquisition / Right of Way																																	
Design (CM / Engineer / Staff)	150,000																																
Construction Contract	383,738																																
Other - Geotech, Survey, Environ	20,000																																
Total Project Cost	553,738																																
Total Project Funded	553,738																																
Total Project Unfunded	-																																
Impact on Future Operating Costs																																	
Increase <input checked="" type="checkbox"/>	Annual Amt \$ 6,000																																
Decrease <input type="checkbox"/>	Annual Amt \$																																
Minimal <input type="checkbox"/>	Chg'd to fund # 101																																
Design Award Cost	16,800																																
Design Award Date	12/10/2009																																
Awarded Construction Cost	188,352																																
Council Award Date	04/04/2011																																

Funding Allocation

Funding Source(s)	YTD Costs as of 02/28/13	Remaining Budget	Fiscal 2013/14	Plan 2014/15	Plan 2015/16	Plan 2016/17	Plan Beyond 2017
Series "W" Bonds	58,000						
TEA Federal Grant	441,482	518					
Series "AG" Bonds	27,738						
Series "AN" Bonds	26,000						
Total	553,220	518	-	-	-	-	-

Pending Unfunded Project Costs

--	--	--	--	--

After Construction



After Construction



Partially Funded Projects



CITY OF POMONA
Capital Improvement Program Project Details

Project Title: **Bridge Rehabilitation Program**

Project Description: The proposed work will be done by LA County and will rehabilitate 18 deteriorating bridges within the City of Pomona. The City's share is 15% of total cost to rehabilitate bridges plus \$50,000 for design investigation costs. The remaining 85% will come from Federal and State Agencies. Bridge locations are: Phillips Bl./San Antonio Creek (SAC), Temple Ave/UPRR, Dudley St./San Jose Creek (SJC), Weber St./SJC, Valley Bl./SJC, East End Ave/SAC, Temple Ave/SJC, Glen Ave/SJC, Humane Ave/Pomona Bl., Grove St./Thompson Creek (TC), First St./Garey, Garey Ave/TC, Grand Ave/SAC, First Street/Towne Ave, Franklin Ave/SAC, Ridgeway St./SJC, Humane Way/UPRR, and Ninth

Project Number:
 128-2590-XXXX-67910

Department / Division
 PW/Eng

Council District: <input type="checkbox"/> -1 <input type="checkbox"/> -2 <input type="checkbox"/> -3 <input type="checkbox"/> -4 <input type="checkbox"/> -5 <input type="checkbox"/> -6 <input checked="" type="checkbox"/> Citywide <input type="checkbox"/> Council Request	Project Status: <input type="checkbox"/> Pending <input type="checkbox"/> RFP prepared <input checked="" type="checkbox"/> In design <input type="checkbox"/> Out to Bid <input type="checkbox"/> Under Construction <input type="checkbox"/> Construction Completed	Project/Construction Management City PM: <u>Matt Pilarz</u> Design: <u>Los Angeles County</u> CM: <u>Los Angeles County</u> Contractor: _____	Origination Yr: FY12/13 Yr Amended: FY13/14 % Completed: 5%
---	---	--	---

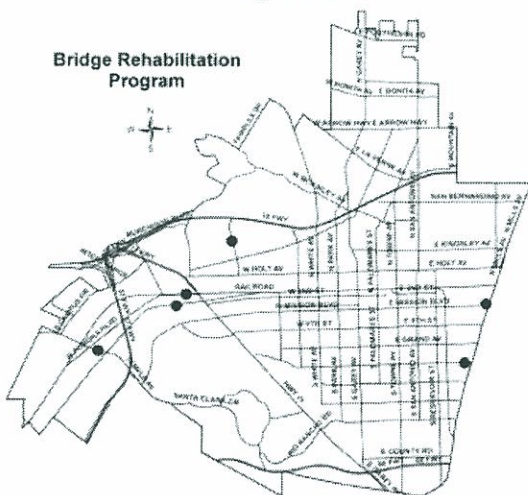
Estimated Project Cost:		Project Impact Information:	
<i>Cost by Project Categorization</i>	<i>Cost</i>	<i>Impact on Future Operating Costs</i>	
Land Acquisition / Right of Way	_____	Increase <input type="checkbox"/>	Annual Amt \$ _____
Design (CM / Engineer / Staff)	44,000	Decrease <input type="checkbox"/>	Annual Amt \$ _____
Construction Contract	246,399	Minimal <input checked="" type="checkbox"/>	Chg'd to fund # <u>208</u>
Other - Geotech, Survey, Environ	60,000	Design Award Cost	_____
Total Project Cost	350,399	Design Award Date	_____
Total Project Funded	218,600	Awarded Construction Cost	_____
Total Project Unfunded	131,799	Council Award Date	_____

Funding Allocation

Funding Source(s)	YTD Costs as of 02/28/13	Remaining Budget	Fiscal 2013/14	Plan 2014/15	Plan 2015/16	Plan 2016/17	Plan Beyond 2017
Measure R Fund		18,600					
Prop C Fund	373	139,627	60,000				
Total	373	158,227	60,000	-	-	-	-

Pending							
Unfunded Project Costs							131,799

Project Location



Before Construction



CITY OF POMONA
Capital Improvement Program Project Details

Project Title: **Local Street Rehabilitation - Citywide (FY 13/14)**

Project Description: This project provides rehabilitation for: Local City Streets within District 1 & 6 per the City Pavement Management Program.

Project Number:
 428-2590-XXXXX-67912

Department / Division
 PW/Eng

Council District: <input type="checkbox"/> -1 <input type="checkbox"/> -2 <input type="checkbox"/> -3 <input type="checkbox"/> -4 <input type="checkbox"/> -5 <input type="checkbox"/> -6 <input checked="" type="checkbox"/> Citywide <input type="checkbox"/> Council Request	Project Status: <input type="checkbox"/> Pending <input type="checkbox"/> RFP prepared <input checked="" type="checkbox"/> In design <input type="checkbox"/> Out to Bid <input type="checkbox"/> Under Construction <input type="checkbox"/> Construction Completed	Project/Construction Management City PM: <u>RLZ Engineering - Reza Zolghadr</u> Design: CM: <u>Reza Zolghadr</u> Contractor:	Origination Yr: FY13/14 Yr Amended: % Completed:
---	---	---	--

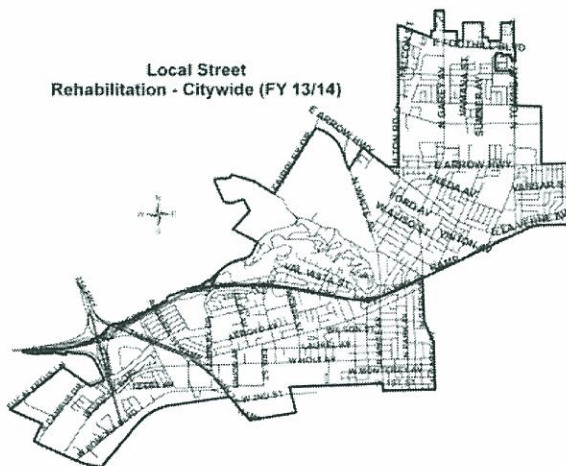
Estimated Project Cost:		Project Impact Information:	
<i>Cost by Project Categorization</i>	<i>Cost</i>	<i>Impact on Future Operating Costs</i>	
Land Acquisition / Right of Way		Increase <input type="checkbox"/>	Annual Amt \$ _____
Design (CM / Engineer / Staff)	100,000	Decrease <input type="checkbox"/>	Annual Amt \$ _____
Construction Contract	1,300,000	Minimal <input checked="" type="checkbox"/>	Chg'd to fund # <u>208</u>
Other - Geotech, Survey, Environ		Design Award Cost	_____
Total Project Cost	1,400,000	Design Award Date	_____
Total Project Funded	400,000	Awarded Construction Cost	_____
Total Project Unfunded	1,000,000	Council Award Date	_____

Funding Allocation

Funding Source(s)	YTD Costs as of 02/28/13	Remaining Budget	Fiscal 2013/14	Plan 2014/15	Plan 2015/16	Plan 2016/17	Plan Beyond 2017
Gas Tax Fund			400,000				
Total	-	-	400,000	-	-	-	-

Pending							
Unfunded Project Costs				1,000,000			

Project Location



Before Construction



CITY OF POMONA
Capital Improvement Program Project Details

Project Title: **Major Street Rehabilitation - Citywide (FY 12/13)**

Project Description: This project provides rehabilitation for Garey Avenue (SR 60 to Lexington), County Road (Garey to Towne), Garey Avenue (2nd to 9th), Mission (Towne to Hamilton), Indian Hill (American to San Bernardino, Park (McKinley to Orange Grove), San Antonio (Phillips to Franklin) & La Verne (Garey to Arrow Highway).

Project Number:
217-2590-XXXXX-68547

Department / Division
PW/Eng

Description Changed (FY13/14)

Council District: <input type="checkbox"/> -1 <input type="checkbox"/> -2 <input type="checkbox"/> -3 <input type="checkbox"/> -4 <input type="checkbox"/> -5 <input type="checkbox"/> -6 <input checked="" type="checkbox"/> Citywide <input type="checkbox"/> Council Request	Project Status: <input type="checkbox"/> Pending <input type="checkbox"/> RFP prepared <input checked="" type="checkbox"/> In design <input type="checkbox"/> Out to Bid <input type="checkbox"/> Under Construction <input type="checkbox"/> Construction Completed	Project/Construction Management City PM: <u>RLZ Engineering - Reza Zolghadr</u> Design: <u>DMC Design Group</u> CM: <u>Reza Zolghadr</u> Contractor: _____	Origination Yr: FY12/13 Yr Amended: FY13/14 % Completed: 0%
---	---	---	---

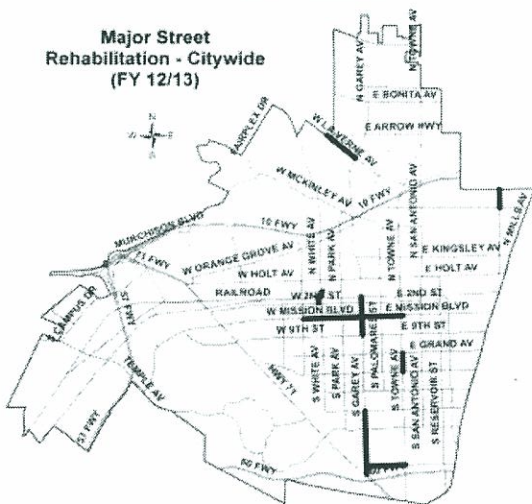
Estimated Project Cost:	Project Impact Information:																																
<table style="width: 100%; border-collapse: collapse;"> <tr> <th style="text-align: left;">Cost by Project Categorization</th> <th style="text-align: center;">Cost</th> </tr> <tr> <td>Land Acquisition / Right of Way</td> <td style="text-align: right;">_____</td> </tr> <tr> <td>Design (CM / Engineer / Staff)</td> <td style="text-align: right;">250,000</td> </tr> <tr> <td>Construction Contract</td> <td style="text-align: right;">4,200,000</td> </tr> <tr> <td>Other - Geotech, Survey, Environ</td> <td style="text-align: right;">60,000</td> </tr> <tr> <td>Total Project Cost</td> <td style="text-align: right;">4,510,000</td> </tr> <tr> <td>Total Project Funded</td> <td style="text-align: right;">2,000,000</td> </tr> <tr> <td>Total Project Unfunded</td> <td style="text-align: right;">2,510,000</td> </tr> </table>	Cost by Project Categorization	Cost	Land Acquisition / Right of Way	_____	Design (CM / Engineer / Staff)	250,000	Construction Contract	4,200,000	Other - Geotech, Survey, Environ	60,000	Total Project Cost	4,510,000	Total Project Funded	2,000,000	Total Project Unfunded	2,510,000	<table style="width: 100%; border-collapse: collapse;"> <tr> <th colspan="2" style="text-align: center;">Impact on Future Operating Costs</th> </tr> <tr> <td>Increase <input type="checkbox"/></td> <td style="text-align: right;">Annual Amt \$ _____</td> </tr> <tr> <td>Decrease <input type="checkbox"/></td> <td style="text-align: right;">Annual Amt \$ _____</td> </tr> <tr> <td>Minimal <input checked="" type="checkbox"/></td> <td style="text-align: right;">Chg'd to fund # <u>208</u></td> </tr> <tr> <td>Design Award Cost</td> <td style="text-align: right;">_____</td> </tr> <tr> <td>Design Award Date</td> <td style="text-align: right;">_____</td> </tr> <tr> <td>Awarded Construction Cost</td> <td style="text-align: right;">_____</td> </tr> <tr> <td>Council Award Date</td> <td style="text-align: right;">_____</td> </tr> </table>	Impact on Future Operating Costs		Increase <input type="checkbox"/>	Annual Amt \$ _____	Decrease <input type="checkbox"/>	Annual Amt \$ _____	Minimal <input checked="" type="checkbox"/>	Chg'd to fund # <u>208</u>	Design Award Cost	_____	Design Award Date	_____	Awarded Construction Cost	_____	Council Award Date	_____
Cost by Project Categorization	Cost																																
Land Acquisition / Right of Way	_____																																
Design (CM / Engineer / Staff)	250,000																																
Construction Contract	4,200,000																																
Other - Geotech, Survey, Environ	60,000																																
Total Project Cost	4,510,000																																
Total Project Funded	2,000,000																																
Total Project Unfunded	2,510,000																																
Impact on Future Operating Costs																																	
Increase <input type="checkbox"/>	Annual Amt \$ _____																																
Decrease <input type="checkbox"/>	Annual Amt \$ _____																																
Minimal <input checked="" type="checkbox"/>	Chg'd to fund # <u>208</u>																																
Design Award Cost	_____																																
Design Award Date	_____																																
Awarded Construction Cost	_____																																
Council Award Date	_____																																

Funding Allocation

Funding Source(s)	YTD Costs as of 02/28/13	Remaining Budget	Fiscal 2013/14	Plan 2014/15	Plan 2015/16	Plan 2016/17	Plan Beyond 2017
Prop C Fund	9,494	490,506	1,300,000				
Measure "R" Fund			200,000				
Total	9,494	490,506	1,500,000	-	-	-	-

Pending	
Unfunded Project Costs	2,510,000

Project Locations



Before Construction



CITY OF POMONA
Capital Improvement Program Project Details

Project Title: **Major Street Rehabilitation - Citywide FY 13/14**

Project Description: This project provides rehabilitation for San Bernardino (San Antonio to East City Limit), San Antonio (San Bernardino to Columbia, Garey (Foothill to LaVerne), Ridgeway (Campus to Holt), Dudley (9th to Phillips), Alvarado (Huntington to San Antonio), Kingsley (San Antonio to East City Limit) and Monterey (Garey to San Antonio.)

Project Number:
428-2590-XXXXX-68548

Department / Division
PW/Eng

Council District: <input type="checkbox"/> -1 <input type="checkbox"/> -2 <input type="checkbox"/> -3 <input type="checkbox"/> -4 <input type="checkbox"/> -5 <input type="checkbox"/> -6 <input checked="" type="checkbox"/> Citywide <input type="checkbox"/> Council Request	Project Status: <input checked="" type="checkbox"/> Pending <input type="checkbox"/> RFP prepared <input type="checkbox"/> In design <input type="checkbox"/> Out to Bid <input type="checkbox"/> Under Construction <input type="checkbox"/> Construction Completed	Project/Construction Management City PM: <u> Matt Pilarz </u> Design: CM: Contractor:	Origination Yr: FY 13/14 Yr Amended: N/A % Completed: 0%
---	---	--	--

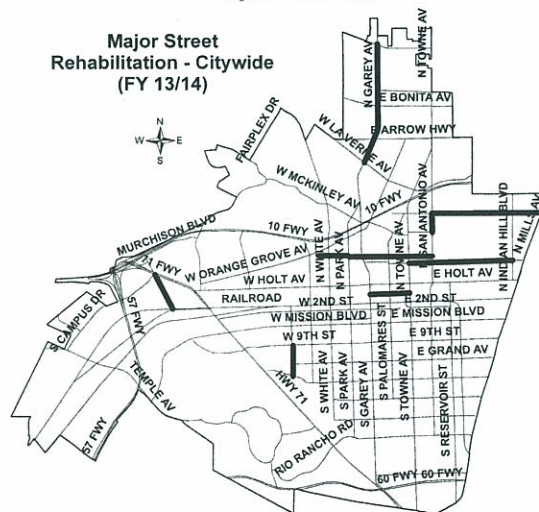
Estimated Project Cost:			Project Impact Information:		
<i>Cost by Project Categorization</i>	<i>Cost</i>		<i>Impact on Future Operating Costs</i>		
Land Acquisition / Right of Way			Increase <input type="checkbox"/>	Annual Amt \$	
Design (CM / Engineer / Staff)	250,000		Decrease <input type="checkbox"/>	Annual Amt \$	
Construction Contract	2,700,000		Minimal <input checked="" type="checkbox"/>	Chg'd to fund #	208
Other - Geotech, Survey, Environ	50,000		Design Award Cost		
Total Project Cost	3,000,000		Design Award Date		
Total Project Funded	300,000		Awarded Construction Cost		
Total Project Unfunded	2,700,000		Council Award Date		

Funding Allocation

Funding Source(s)	YTD Costs as of 02/28/13	Remaining Budget	Fiscal 2013/14	Plan 2014/15	Plan 2015/16	Plan 2016/17	Plan Beyond 2017
Prop C Fund			300,000				
Total	-	-	300,000	-	-	-	-

Pending							
Unfunded Project Costs				2,700,000			

Project Locations



CITY OF POMONA
Capital Improvement Program Project Details

Project Title: **Mission Corridor Improvement**

Project Description: This project will provide improvements at key intersections and will include hardscape and lighting improvements. This project will also provide for street rehabilitation of Mission Boulevard from East City Limit to Park Ave. Rehabilitation will include but not be limited to pavement removal/replacement, adjustment of utility covers to grade, replacement of existing striping, drainage, legends, pavement markers, crosswalks, traffic control devices and landscape medians.

Project Number:
 480-6725-XXXXX-72041

Department / Division
 Successor Agency/PW/Eng

On hold pending resolution of RDA/Successor Agency funding.

Council District: <input type="checkbox"/> -1 <input checked="" type="checkbox"/> -2 <input checked="" type="checkbox"/> -3 <input type="checkbox"/> -4 <input checked="" type="checkbox"/> -5 <input type="checkbox"/> -6 <input type="checkbox"/> Citywide <input type="checkbox"/> Council Request	Project Status: <input checked="" type="checkbox"/> Pending <input type="checkbox"/> RFP prepared <input type="checkbox"/> In design <input type="checkbox"/> Out to Bid <input type="checkbox"/> Under Construction <input type="checkbox"/> Construction Completed	Project/Construction Management City PM: <u>Matt Pilarz</u> Design: <u>Winzler & Kelly</u> CM: Contractor:	Origination Yr: FY01/02 Yr Amended: FY13/14 % Completed: 2%
---	---	---	---

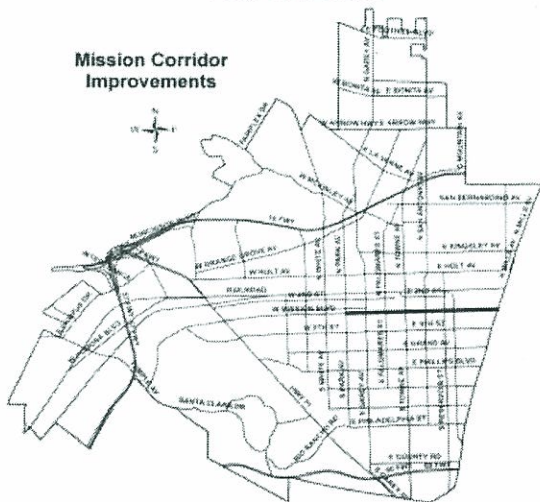
Estimated Project Cost:		Project Impact Information:	
<i>Cost by Project Categorization</i>	<i>Cost</i>	<i>Impact on Future Operating Costs</i>	
Land Acquisition / Right of Way		Increase <input type="checkbox"/>	Annual Amt \$
Design (CM / Engineer / Staff)	210,000	Decrease <input type="checkbox"/>	Annual Amt \$
Construction Contract	8,870,239	Minimal <input checked="" type="checkbox"/>	Chg'd to fund #
Other - Geotech, Survey, Environ	40,000	Design Award Cost	258,817
Total Project Cost	9,120,239	Design Award Date	01/18/2011
Total Project Funded	1,273,567	Awarded Construction Cost	
Total Project Unfunded	7,846,672	Council Award Date	

Funding Allocation


Funding Source(s)	YTD Costs as of 02/28/13	Remaining Budget	Fiscal 2013/14	Plan 2014/15	Plan 2015/16	Plan 2016/17	Plan Beyond 2017
Series "AD" Bonds	147,902	1,102,098					
Measure "R" Fund	20,000		3,567				
Total	167,902	1,102,098	3,567	-	-	-	-

Pending Unfunded Project Costs	7,846,672
---------------------------------------	-----------

Project Location



Before Construction



CITY OF POMONA
Capital Improvement Program Project Details

Project Title: **Street Rehabilitation - Slurry Seal Various Locations Citywide (FY13/14)**

Project Description: This project provides an opportunity for the City to compete and secure additional funding needed to slurry seal selected/qualified streets utilizing upcoming Federal STP-L funding.

Project Number:
 428-2590-XXXX-81054

Department / Division
 PW/Eng

****Pending STP-L Approval \$430,000 (FY 13/14)

Council District: <input type="checkbox"/> -1 <input type="checkbox"/> -2 <input type="checkbox"/> -3 <input type="checkbox"/> -4 <input type="checkbox"/> -5 <input type="checkbox"/> -6 <input checked="" type="checkbox"/> Citywide <input type="checkbox"/> Council Request	Project Status: <input type="checkbox"/> Pending <input type="checkbox"/> RFP prepared <input type="checkbox"/> In design <input type="checkbox"/> Out to Bid <input type="checkbox"/> Under Construction <input type="checkbox"/> Construction Completed	Project/Construction Management City PM: <u>Matt Pilarz</u> Design: CM: Contractor:		Origination Yr: FY13/14 Yr Amended: N/A % Completed: 0%

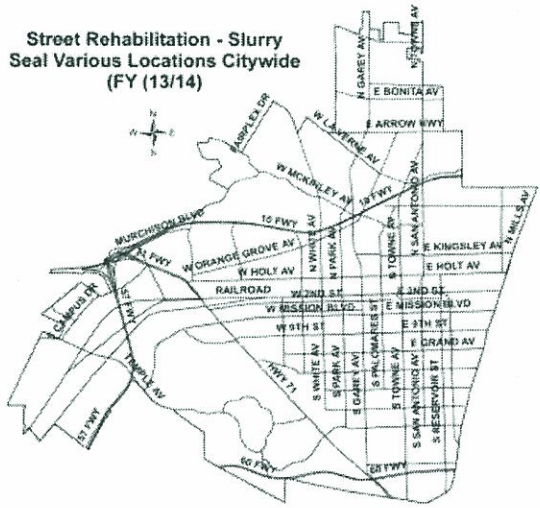
Estimated Project Cost:		Project Impact Information:	
<i>Cost by Project Categorization</i>	<i>Cost</i>	<i>Impact on Future Operating Costs</i>	
Land Acquisition / Right of Way		Increase <input type="checkbox"/>	Annual Amt \$ _____
Design (CM / Engineer / Staff)	50,000	Decrease <input type="checkbox"/>	Annual Amt \$ _____
Construction Contract	500,000	Minimal <input checked="" type="checkbox"/>	Chg'd to fund # <u>208</u>
Other - Geotech, Survey, Environ	50,000	Design Award Cost	_____
Total Project Cost	600,000	Design Award Date	_____
Total Project Funded	100,000	Awarded Construction Cost	_____
Total Project Unfunded	500,000	Council Award Date	_____

Funding Allocation


Funding Source(s)	YTD Costs as of 02/28/13	Remaining Budget	Fiscal 2013/14	Plan 2014/15	Plan 2015/16	Plan 2016/17	Plan Beyond 2017
Series "AG" Bonds			64,954				
Gas Tax Fund			35,046				
Total	-	-	100,000	-	-	-	-

Pending							
Unfunded Project Costs			500,000				

Project Location



Before Location



CITY OF POMONA
Capital Improvement Program Project Details

Project Title: **Street Rehabilitation - White Avenue (Grand Ave to Lexington Ave)**

Project Description: This project will provide for street rehabilitation of White Avenue from Grand Avenue to Lexington Avenue. Rehabilitation will include but not be limited to removals and constructing 2" ARHM pavement from Grand Avenue to Lexington Avenue; removal/replacement, adjustment of existing pavement as directed; construction of sidewalks, curb access ramps, alley intersections, adjustments of utility covers to grade, replacement of existing striping, legends, pavement markers, crosswalks and traffic devices and install interconnect conduit.

Project Number:
 428-2590-XXXX-67913

Department / Division
 PW/Eng

****Pending STP-L Approval \$367,000 (FY11/12), \$467,000 (FY12/13)

Council District: <input type="checkbox"/> -1 <input checked="" type="checkbox"/> -2 <input type="checkbox"/> -3 <input type="checkbox"/> -4 <input type="checkbox"/> -5 <input type="checkbox"/> -6 <input type="checkbox"/> Citywide <input type="checkbox"/> Council Request	Project Status: <input type="checkbox"/> Pending <input type="checkbox"/> RFP prepared <input checked="" type="checkbox"/> In design <input type="checkbox"/> Out to Bid <input type="checkbox"/> Under Construction <input type="checkbox"/> Construction Completed	Project/Construction Management City PM: <u>RLZ Consulting</u> Design: CM: Contractor:	Origination Yr: FY10/11 Yr Amended: FY13/14 % Completed: 0%
---	---	---	---

Estimated Project Cost:		Project Impact Information:	
<i>Cost by Project Categorization</i>	<i>Cost</i>	<i>Impact on Future Operating Costs</i>	
Land Acquisition / Right of Way		Increase <input type="checkbox"/>	Annual Amt \$ _____
Design (CM / Engineer / Staff)	64,000	Decrease <input type="checkbox"/>	Annual Amt \$ _____
Construction Contract	1,000,000	Minimal <input checked="" type="checkbox"/>	Chg'd to fund # <u>208</u>
Other - Geotech, Survey, Environ	20,000	Design Award Cost	_____
Total Project Cost	1,084,000	Design Award Date	_____
Total Project Funded	250,000	Awarded Construction Cost	_____
Total Project Unfunded	834,000	Council Award Date	_____

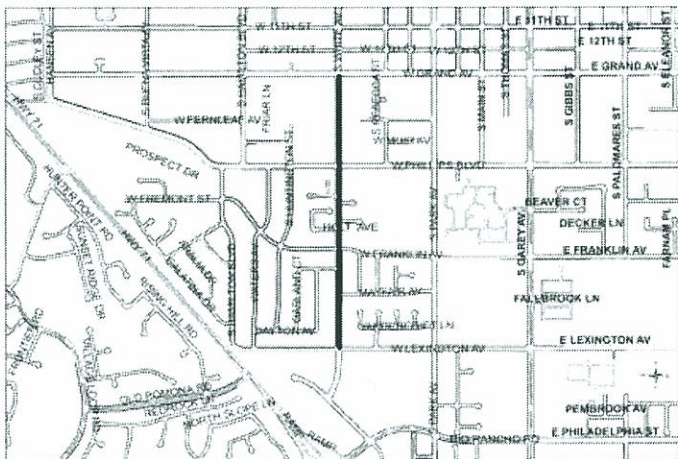
Funding Allocation

Funding Source(s)	YTD Costs as of 02/28/13	Remaining Budget	Fiscal 2013/14	Plan 2014/15	Plan 2015/16	Plan 2016/17	Plan Beyond 2017
Measure "R" Fund			250,000				
Total	-	-	250,000	-	-	-	-

Pending							
Unfunded Project Costs			834,000				

Project Location

Before Construction



**Street Rehabilitation - White Avenue
 (Grand Ave to Lexington Ave)**

CITY OF POMONA
Capital Improvement Program Project Details

Project Title: **Streetscape - Downtown Area**

Project Description: This project will provide the design and construction of various improvements including landscaping, hardscaping, intersectional and other functional as well as aesthetic elements which will improve both pedestrian mobility and vehicular circulation throughout the Central Business District (CBD).

Project Number:
480-6725-XXXXX-72042

Department / Division
Successor Agency/PW/Eng

On hold pending resolution of RDA/Successor Agency availability of funds.

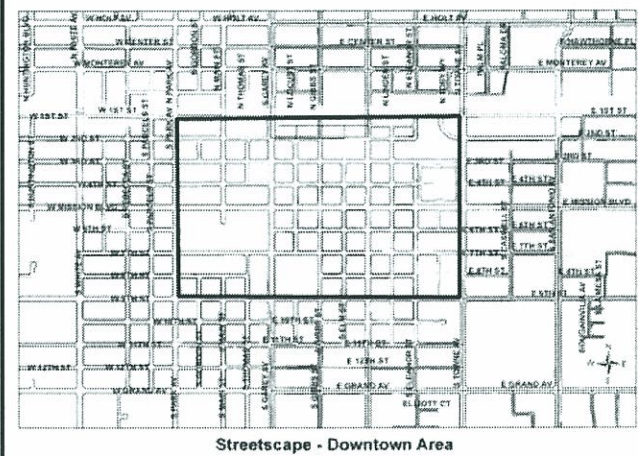
Council District: <input checked="" type="checkbox"/> -1 <input checked="" type="checkbox"/> -2 <input type="checkbox"/> -3 <input checked="" type="checkbox"/> -4 <input type="checkbox"/> -5 <input type="checkbox"/> -6 <input type="checkbox"/> Citywide <input type="checkbox"/> Council Request	Project Status: <input checked="" type="checkbox"/> Pending <input type="checkbox"/> RFP prepared <input type="checkbox"/> In design <input type="checkbox"/> Out to Bid <input type="checkbox"/> Under Construction <input type="checkbox"/> Construction Completed	Project/Construction Management City PM: <u>Matt Pilarz</u> Design: CM: Contractor:	Origination Yr: FY01/02 Yr Amended: FY09/10 % Completed: 1%
---	---	--	--

Estimated Project Cost:	Project Impact Information:																																								
<table style="width: 100%; border-collapse: collapse;"> <tr> <th style="text-align: left;">Cost by Project Categorization</th> <th style="text-align: left;">Cost</th> </tr> <tr> <td>Land Acquisition / Right of Way</td> <td></td> </tr> <tr> <td>Design (CM / Engineer / Staff)</td> <td style="text-align: right;">456,000</td> </tr> <tr> <td>Construction Contract</td> <td style="text-align: right;">720,000</td> </tr> <tr> <td>Other - Geotech, Survey, Environ</td> <td style="text-align: right;">24,000</td> </tr> <tr> <td>Total Project Cost</td> <td style="text-align: right;">1,200,000</td> </tr> <tr> <td>Total Project Funded</td> <td style="text-align: right;">214,750</td> </tr> <tr> <td>Total Project Unfunded</td> <td style="text-align: right;">985,250</td> </tr> </table>	Cost by Project Categorization	Cost	Land Acquisition / Right of Way		Design (CM / Engineer / Staff)	456,000	Construction Contract	720,000	Other - Geotech, Survey, Environ	24,000	Total Project Cost	1,200,000	Total Project Funded	214,750	Total Project Unfunded	985,250	<table style="width: 100%; border-collapse: collapse;"> <tr> <th colspan="3" style="text-align: left;">Impact on Future Operating Costs</th> </tr> <tr> <td>Increase <input type="checkbox"/></td> <td>Annual Amt \$</td> <td></td> </tr> <tr> <td>Decrease <input type="checkbox"/></td> <td>Annual Amt \$</td> <td></td> </tr> <tr> <td>Minimal <input checked="" type="checkbox"/></td> <td>Chg'd to fund #</td> <td style="text-align: right;">208</td> </tr> <tr> <td>Design Award Cost</td> <td></td> <td></td> </tr> <tr> <td>Design Award Date</td> <td></td> <td></td> </tr> <tr> <td>Awarded Construction Cost</td> <td></td> <td></td> </tr> <tr> <td>Council Award Date</td> <td></td> <td></td> </tr> </table>	Impact on Future Operating Costs			Increase <input type="checkbox"/>	Annual Amt \$		Decrease <input type="checkbox"/>	Annual Amt \$		Minimal <input checked="" type="checkbox"/>	Chg'd to fund #	208	Design Award Cost			Design Award Date			Awarded Construction Cost			Council Award Date		
Cost by Project Categorization	Cost																																								
Land Acquisition / Right of Way																																									
Design (CM / Engineer / Staff)	456,000																																								
Construction Contract	720,000																																								
Other - Geotech, Survey, Environ	24,000																																								
Total Project Cost	1,200,000																																								
Total Project Funded	214,750																																								
Total Project Unfunded	985,250																																								
Impact on Future Operating Costs																																									
Increase <input type="checkbox"/>	Annual Amt \$																																								
Decrease <input type="checkbox"/>	Annual Amt \$																																								
Minimal <input checked="" type="checkbox"/>	Chg'd to fund #	208																																							
Design Award Cost																																									
Design Award Date																																									
Awarded Construction Cost																																									
Council Award Date																																									

Funding Allocation							
Funding Source(s)	YTD Costs as of 02/28/13	Remaining Budget	Fiscal 2013/14	Plan 2014/15	Plan 2015/16	Plan 2016/17	Plan Beyond 2017
Series "AD" Bonds	17,850	196,900					
Total	17,850	196,900	-	-	-	-	-

Pending Unfunded Project Costs	985,250
---------------------------------------	---------

Project Location



Before Construction






THIS PAGE INTENTIONALLY LEFT BLANK



Unfunded Projects



CITY OF POMONA
Capital Improvement Program
Unfunded Street Projects

Council Request	Council District	Project Title	Project Description	Estimated Cost	Origination Year
*	Citywide	ADA Accessible Path of Travel - Alley Intersections and Curb Ramps - Citywide (CDBG)	Provide for improvements at alley intersections in CDBG eligible areas by providing American Disability Act (ADA) required accessible path of travel along City sidewalks, alleys and street intersections.	6,981,832	FY 12/13
	Citywide	Alley Improvements - Citywide	Construction of alley improvements in non-CDBG areas including asphalt pavement, concrete "V" gutters, manhole adjustments, alley approaches directional curb ramps, grading and removals.	17,700,000	FY 11/12
*	Citywide	Alley Improvements - Citywide (CDBG)	Provide for the construction of alley improvements in CDBG eligible locations citywide. The improvements will include asphalt pavement, concrete "V" gutters, manhole adjustments, alley approaches, direction curb ramps, grading and removals.	17,385,000	FY 12/13
*	6	Median Landscaping - Arrow Highway (W.CL. to westerly of Orange Grove Ave)	Provide for landscaping and irrigation to existing island medians to include trees, shrubs, turf, riverbed rock and irrigation	1,052,156	FY 03/04
	5	Median Landscaping - Mission Boulevard (SR 71 to Temple Ave)	Construction of raised curb medians on Mission Blvd from SR 71 to Temple Ave to include median curb/gutter, landscaping, riverbed rock, irrigation, striping and traffic control	1,888,726	FY 03/04
	Citywide	Sidewalks - Citywide	Provide for construction of missing sidewalks Citywide in non-CDBG areas including sidewalks, drive approaches, curb, gutter, adjustments of utility boxes to grade, mail box relocations, tree removal and curb access ramps	7,500,000	FY 11/12
	Citywide	Sidewalks - Citywide (CDBG)	Provides for construction of missing sidewalks citywide in CDBG eligible areas including sidewalks, drive approaches, curb, gutter, adjustments of utility boxes to grade, mail box relocations, tree removal and curb access ramps	18,000,000	FY 11/12
*		Sidewalks - Citywide (FY 13/14) (CDBG)	Provide for the construction of missing sidewalk segments and rehab non -ADA compliant sidewalks segments in eligible CDBG areas	1,500,000	FY 13/14

CITY OF POMONA
Capital Improvement Program
Unfunded Street Projects

Council Request	Council District	Project Title	Project Description	Estimated Cost	Origination Year
*	1	Sidewalks - District 1	Provide for the construction of missing sidewalk segments at: #35, Elwood, Glen, Dudley; #28, Glen, Arroyo, Elwood	270,000	FY 06/07
*	3	Sidewalks - District 3 (Missing Links)	Construct sidewalk where there are missing links in non-CDBG eligible areas in District 3	1,500,000	FY 05/06
*	2	Sidewalks - Huntington Street, Phillips Drive and Muir Avenue	Construction of missing sidewalk segments at the following: #33, Huntington St, Phillips Dr to Muir Ave; #41, south side Phillips Dr w/o Garey Ave; and other locations to be determined	150,000	FY 06/07
*	6	Street Improvements - Aliso Street (Garey Ave to Windsor Pl)	Provide for missing street improvements on the north side of Aliso St. New pavement construction, curb, gutter, sidewalk, drive approach, and alley access ramps	250,000	FY 09/10
	6	Street Improvements - Artesia Street (Alameda St to Berkeley Ave)	Provide for the construction of p.c.c. gutter plate, curb/gutter, sidewalk, curb ramps, drive approaches and pavement overlay	430,500	FY 07/08
	6	Street Improvements - Berkeley Avenue (Willow St to Artesia St)	Provide for street improvements on Berkeley Ave from Willow St to Artesia St	392,800	FY 07/08
	1	Street Improvements - Breon Street Intersection (Pavilion Dr)	Provide for the construction of curb, gutter, sidewalk, curb ramps, cross gutter, spandrel and a.c. pavement to improve drainage of storm run-off	120,000	FY 09/10
	2	Street Improvements - Cypress Street (Mission Blvd to 7 th St) (Phase II)	Provide for street improvements on Cypress Street from Mission Blvd to 7 th St. Curb ramps, curb, gutter, sidewalks, drive approaches, alley intersections, asphalt pavement/pavement overlay, fence relocation, and block wall relocation.	280,000	FY 08/09
	4	Street Improvements - Densmore Street	Provide for street improvements on Densmore St at the intersection of Alvarado St. Improvements to include new pavement construction, curb, gutter, sidewalk, drive approach, cross gutter and spandrel and curb access ramps	220,000	FY 09/10
*	2	Street Improvements - Eleanor Street (6 th St to 7 th St)	Construction of street improvements on Eleanor Avenue from 6 th to 7 th Street	260,000	FY 06/07
	3	Street Improvements - Ellen Place and Notre Dame Avenue	Roadway resurfacing on Ellen Place from Marquette Avenue to Reservoir Street, and on Notre Dame Avenue from County Road to Ellen Place	350,000	FY 02/03

CITY OF POMONA
Capital Improvement Program
Unfunded Street Projects

Council Request	Council District	Project Title	Project Description	Estimated Cost	Origination Year
*	4	Street Improvements - Garfield Avenue (Garey Ave to Palomares St)	Provide street improvements on Garfield Ave from Garey Ave to Palomares St	580,000	FY 03/04
	3	Street Improvements - La Mesa Street (7 th St to 9 th St)	Provide for street improvements on La Mesa Street	420,000	FY 02/03
*	1	Street Improvements - Laurel Street (Dudley St to Hamilton Blvd)	Provide for street improvements on Laurel Street	410,800	FY 08/09
*	1	Street Improvements - Laurel Street (Erie St to Dudley St)	Provide for street improvements on Laurel Street from Erie St to Dudley St	282,000	FY 08/09
	2	Street Improvements - Linden Street (6 th to 11 th St) (Phase II)	Provide for street improvements on Linden St from 6 th St to 11 th St. Curb, gutters, sidewalks, drive approaches, curb ramps, p.c.c. alley intersections, relocation of fencing, a.c. pavement and a.c. pavement overlay	855,000	FY 08/09
*	2	Street Improvements - Main Street (12 th St to Grand Ave)	Provide for street improvements on Main Street from 12 th St to Grand Ave	190,000	FY 08/09
*	1	Street Improvements - Union Avenue (Mt Vernon Ave to Holt Ave)	Street improvements on Union Ave from Mt. Vernon Ave to Holt Ave. Improvements will include new pavement construction, pavement overlay, curbs, gutter, drive approach, curb ramps, sidewalk, adjustment of utility covers to grade and striping	875,000	FY 06/07
	1	Street Improvements - White Avenue Off-Ramp at I-10	Extending the I-10 off-ramp at White Avenue in the easterly direction through vacant land onto White Ave to create an intersection	3,350,000	FY 03/04
*	2	Street Rehabilitation - 4 th Street (Rebecca St to Cypress St)	Provide for rehabilitation of 4 th St from Rebecca to Cypress including pavement rehab, curb, gutters, sidewalks, drive approaches and curb ramps as required	245,600	FY 07/08
	2	Street Rehabilitation - Archwood Drive (Prospect Dr to Fremont St)	Provide for rehabilitation including construction of PCC curbs and driveways within existing right-of-way	480,000	FY 03/04
	1,4,6	Street Rehabilitation - Garey Avenue (Foothill Blvd to Holt Ave)	Provide cold milling, removal and replacement of pavement and base, adjustment to grade of manhole covers and water gate valve covers, striping/legends/marker replacement, and asphalt pavement overlay	4,211,000	FY 09/10

CITY OF POMONA
Capital Improvement Program
Unfunded Street Projects

Council Request	Council District	Project Title	Project Description	Estimated Cost	Origination Year
	Citywide	Street Rehabilitation – Intersection Upgrades - Various Locations - Citywide	Provide for street rehabilitation of street of street intersections Citywide. Rehabilitation will include pavement/base removal, replacement with 7” conventional A.C. pavement adjustment of utility covers to grade	4,105,650	FY 09/10
*	5	Street Rehabilitation - Mission Hills Tract	Provide for pavement rehabilitation for the streets including but not limited to Rancho Laguna Rd, Alta Miral Pl, Los Coyotes Dr, Los Padres Pl and Serra Dr	775,000	FY 05/06
	1	Street Rehabilitation – Pacific Street, Mercury Circle and Atlantic Street	Removal of existing pavement and base; reconstruction with 5” a.c. pavement and 6” of miscellaneous base material	1,000,000	FY 10/11
	4	Street Rehabilitation - San Bernardino Avenue (Gibbs St to E.C.L.)	Provide for the street rehabilitation of San Bernardino Ave from Gibbs St to east city limits.	997,500	FY 09/10
*	6	Streetscape - Median Beautification - District 6 (Priority I)	Provide for median beautification on a priority basis as follows: Garey Avenue (Foothill Blvd to I-10 Freeway)	6,254,000	FY 03/04
*	6	Streetscape – Median Beautification - District 6 (Priority II)	Median beautification on Foothill Blvd (Thompson Crk to Towne Ave). Foothill Blvd is a state highway and is subject to Caltrans approval. There are some existing medians. New medians will have to be constructed from Equation Rd to Towne Ave	1,150,000	FY 03/04
	1,2	Streetscape/Landscape - White Avenue (from I-10 to Auto Center Dr)	Landscaping in the parkways which will include plant material, trees and irrigation, construction of curb ramps and sidewalk on White Ave from I-10 to Auto Center Dr	5,800,000	FY 03/04



THIS PAGE INTENTIONALLY LEFT BLANK

