

Traffic Projects



Five Year Capital Improvement Program

	Page #	Council Request *	YTD Costs as of 2/29/12	Remaining Budget
Traffic				
~ Funded Projects ~				
Bike Master Plan	1		2,495	96,476
Bikeway - Citrus Bikeway Construction	2		17,459	131,661
Engineering and Traffic Study	3		86	81,404
Streetlights - Citywide (CDBG) (Phase I)	4	*	35,189	591,082
Streetlights - Corporate Center Drive	5		-	-
Streetlights - Energy Efficient - Citywide	6		1,295,305	66,075
Traffic Signal - Village Loop Road and Santa Clara Drive	7		291	206,709
Traffic Signal and Intersection Improvements - Temple Avenue	8		64,762	365,238
Subtotals:			1,415,587	1,538,645
~ Partially Funded Projects ~				
Intersection Reconfiguration - Monroe Avenue and Orange Grove Ave	9		13,280	162,720
Traffic Calming - Phillips Blvd, La Verne Av, Hamilton Blvd/Lexington Av	10		2,726	197,274
Traffic Circulation Master Plan	11		1,595	125,615
Traffic Operations - Communications Upgrade	12		11,824	388,176
Traffic Signal Detection Upgrade -Citywide	13		-	-
Traffic Signal System Improvements - Citywide	14		35,621	92,478
Transit Improvement Program - Citywide	15		4,534	220,466
Subtotals:			69,580	1,186,729
~ Unfunded Projects ~				
Emergency Veh Preemption - Fire Transmitters/Mission (Phase I)	-		-	-
Emergency Veh Preemption - Garey Avenue (Phase II)	-		-	-
Speed Humps - Citywide	-		-	-
Streetlights - Citywide	-		-	-
Streetlights - Citywide (CDBG)	-	*	-	-
Streetlights - Lincoln Park Area	-		-	-
Streetlights and Sidewalks - Temple Avenue and South Campus Drive	-	*	-	-
Traffic Calming - San Antonio Avenue (Towne Ave and Columbia Ave)	-		-	-
Traffic Modification - McKinley Avenue (Orange Grove & Towne Ave)	-		-	-
Traffic Signal and Intersection Study - Citywide	-		-	-
Traffic Signal and Intersection Modification/Improvement - Citywide	-		-	-
Traffic Signal - Arrow Highway and Fulton Road	-		-	-
Traffic Signal Communication - Holt Avenue (White and Indian Hill)	-		-	-
Traffic Signal Interconnect - Philadelphia St (Garey to San Antonio)	-		-	-
Traffic Signal Interconnect - Ridgeway (S Campus/Valley) Priority III	-		-	-
Traffic Signal Interconnect - S Campus (Temple/Ridgeway) Priority II	-		-	-
Traffic Signal Interconnect - Valley Blvd (Fairplex to Temple) Priority IV	-		-	-
Traffic Signal Modification - Garey Avenue and Lexington Avenue	-		-	-
Traffic Signal Modification - Temple Avenue and Golden Springs Road	-		-	-
Traffic Signs and Striping - San Bernardino Avenue (Mills and Towne)	-		-	-
Subtotals:			-	-
Traffic Category Totals:			1,485,167	2,725,374

*Council Request tracked since FY 03/04

Five Year Capital Improvement Program

Adopted 2012/13	Plan 2013/14	Plan 2014/15	Plan 2015/16	Plan Beyond 2016	Impact to Future Operating
-	-	-	-	-	Minimal
-	-	-	-	-	Minimal
-	-	-	-	-	Minimal
184,031	-	-	-	-	Minimal
332,000	-	-	-	-	Minimal
-	-	-	-	-	(174,000)
-	-	-	-	-	1,200
-	-	-	-	-	Minimal
516,031	-	-	-	-	
-	24,000	-	-	-	Minimal
90,000	810,000	-	-	-	Minimal
-	-	-	-	280,000	Minimal
-	-	-	-	400,000	Minimal
250,000	-	-	-	200,000	Minimal
-	-	-	-	3,871,901	Minimal
200,000	200,000	200,000	200,000	232,550	Minimal
540,000	1,034,000	200,000	200,000	4,984,451	
-	-	-	-	166,000	Minimal
-	-	-	-	258,700	Minimal
-	-	-	-	800,000	Minimal
-	-	-	-	2,290,000	Minimal
-	160,000	160,000	160,000	1,653,280	Minimal
-	-	-	-	60,000	Minimal
-	-	-	-	50,000	Minimal
-	-	-	-	150,000	Minimal
-	-	-	-	67,000	Minimal
-	-	-	-	515,000	Minimal
-	-	-	-	3,000,000	Minimal
-	-	-	-	200,000	2,400
-	-	-	-	100,000	Minimal
-	-	-	-	155,000	Minimal
-	-	-	-	115,000	Minimal
-	-	-	-	285,000	Minimal
-	-	-	-	300,000	Minimal
-	-	-	-	245,000	Minimal
-	-	-	-	50,000	Minimal
-	-	-	-	80,000	Minimal
-	160,000	160,000	160,000	10,539,980	
1,056,031	1,194,000	360,000	360,000	15,524,431	



THIS PAGE INTENTIONALLY LEFT BLANK



the 1990s, the number of people with a mental health problem has increased in the UK. The prevalence of mental health problems has risen from 10% in 1986 to 15% in 1999 (Mental Health Act 2003). The prevalence of mental health problems has also risen in other countries, such as the USA (Mental Health Act 2003).

The prevalence of mental health problems has risen in the UK because of a number of factors. One of the main factors is the increase in the number of people with a mental health problem who are not receiving treatment. This is because of a number of reasons, including a lack of resources, a lack of awareness of mental health problems, and a lack of support for people with a mental health problem.

The prevalence of mental health problems has also risen because of a number of other factors, including a change in the way that mental health problems are defined. In the past, mental health problems were often defined in terms of symptoms, but now they are often defined in terms of a person's ability to function in everyday life. This has led to a wider range of people being classified as having a mental health problem.


The prevalence of mental health problems has also risen because of a number of other factors, including a change in the way that mental health problems are treated. In the past, mental health problems were often treated with medication, but now they are often treated with a combination of medication and psychological therapy. This has led to a wider range of people being able to receive treatment for their mental health problem.

The prevalence of mental health problems has also risen because of a number of other factors, including a change in the way that mental health problems are perceived. In the past, mental health problems were often seen as a sign of weakness, but now they are often seen as a sign of a person's strength. This has led to a wider range of people being able to seek help for their mental health problem.


The prevalence of mental health problems has also risen because of a number of other factors, including a change in the way that mental health problems are supported. In the past, people with a mental health problem were often isolated, but now they are often supported by a range of services, including community care, residential care, and day care. This has led to a wider range of people being able to receive support for their mental health problem.

The prevalence of mental health problems has also risen because of a number of other factors, including a change in the way that mental health problems are prevented. In the past, mental health problems were often prevented by a range of services, including community care, residential care, and day care. This has led to a wider range of people being able to receive prevention for their mental health problem.

The prevalence of mental health problems has also risen because of a number of other factors, including a change in the way that mental health problems are managed. In the past, mental health problems were often managed by a range of services, including community care, residential care, and day care. This has led to a wider range of people being able to receive management for their mental health problem.



Funded Projects



CITY OF POMONA
Capital Improvement Program Project Details

Project Title: **Bike Master Plan**

Project Description: This project will develop a Citywide masterplan for bicycle recreation and transportation.

Project Number:
272-2590-XXXXX-58067

Department / Division
PW/Trans & Dev

Council District: <input type="checkbox"/> -1 <input type="checkbox"/> -2 <input type="checkbox"/> -3 <input type="checkbox"/> -4 <input type="checkbox"/> -5 <input type="checkbox"/> -6 <input checked="" type="checkbox"/> Citywide <input type="checkbox"/> Council Request	Project Status: <input type="checkbox"/> Pending <input type="checkbox"/> RFP prepared <input checked="" type="checkbox"/> In design <input type="checkbox"/> Out to Bid <input type="checkbox"/> Under Construction <input type="checkbox"/> Construction Completed	Project/Construction Management City PM: <u>Matt Pilarz</u> Design: <u>Fehr & Peers</u> CM: Contractor:	Origination Yr: FY11/12 Yr Amended: FY11/12 % Completed: 3%

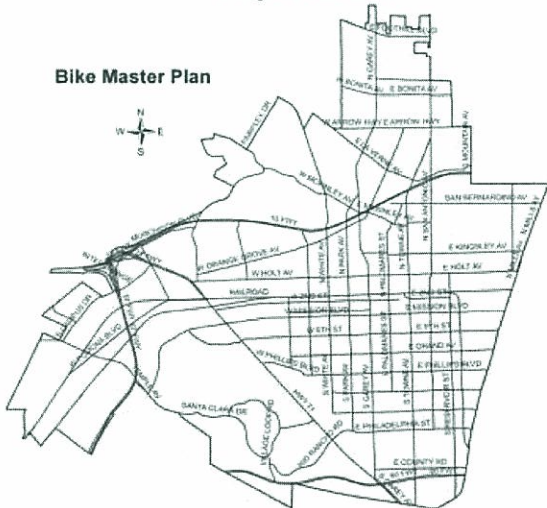
Estimated Project Cost:		Project Impact Information:	
<i>Cost by Project Categorization</i>	<i>Cost</i>	<i>Impact on Future Operating Costs</i>	
Land Acquisition / Right of Way		Increase <input type="checkbox"/>	Annual Amt \$
Design (CM / Engineer / Staff)	87,096	Decrease <input type="checkbox"/>	Annual Amt \$
Construction Contract		Minimal <input checked="" type="checkbox"/>	Chg'd to fund # 272
Other - Geotech, Survey, Environ	11,875	Design Award Cost	85,855
Total Project Cost	98,971	Design Award Date	01/17/2012
Total Project Funded	98,971	Awarded Construction Cost	
Total Project Unfunded	-	Council Award Date	

Funding Allocation

Funding Source(s)	YTD Costs as of 02/29/12	Remaining Budget	Fiscal 2012/13	Plan 2013/14	Plan 2014/15	Plan 2015/16	Plan Beyond 2016
SB 821 (TDA) Funds	2,087	66,884					
Series "AN" Bonds	408	29,592					
Total	2,495	96,476	-	-	-	-	-

Pending
Unfunded Project Costs

Project Location



Before Striping



CITY OF POMONA
Capital Improvement Program Project Details

Project Title: **Bikeway - Citrus Bikeway Construction**

Project Description: The completion of the proposed class II bike lane along Bonita Avenue will complete the remaining segment of the Citrus Bike Path connecting to constructed portion with City's of Claremont and La Verne.

Project Number:
 272-2590-XXXXX-58054

(Description change FY12/13)

Department / Division
 PW/Trans & Dev

Council District: <input type="checkbox"/> -1 <input type="checkbox"/> -2 <input type="checkbox"/> -3 <input type="checkbox"/> -4 <input type="checkbox"/> -5 <input checked="" type="checkbox"/> -6 <input type="checkbox"/> Citywide <input type="checkbox"/> Council Request	Project Status: <input type="checkbox"/> Pending <input type="checkbox"/> RFP prepared <input checked="" type="checkbox"/> In design <input type="checkbox"/> Out to Bid <input type="checkbox"/> Under Construction <input type="checkbox"/> Construction Completed	Project/Construction Management City PM: <u>Ati Eskandari</u> Design: CM: Contractor:	Origination Yr: FY97/98 Yr Amended: FY12/13 % Completed: 12%
---	---	--	--

Estimated Project Cost:		Project Impact Information:	
<i>Cost by Project Categorization</i>	<i>Cost</i>	<i>Impact on Future Operating Costs</i>	
Land Acquisition / Right of Way		Increase <input type="checkbox"/>	Annual Amt \$ _____
Design (CM / Engineer / Staff)	91,312	Decrease <input type="checkbox"/>	Annual Amt \$ _____
Construction Contract	57,658	Minimal <input checked="" type="checkbox"/>	Chg'd to fund # <u>272</u>
Other - Geotech, Survey, Environ	150	Design Award Cost	_____
Total Project Cost	149,120	Design Award Date	_____
Total Project Funded	149,120	Awarded Construction Cost	_____
Total Project Unfunded	-	Council Award Date	_____

Funding Allocation

Funding Source(s)	YTD Costs as of 02/29/12	Remaining Budget	Fiscal 2012/13	Plan 2013/14	Plan 2014/15	Plan 2015/16	Plan Beyond 2016
SB 821 (TDA) Funds	17,459	131,661					
Total	17,459	131,661	-	-	-	-	-

Pending							
Unfunded Project Costs							

Project Location



Bikeway - Citrus Bikeway Construction

Before Construction



CITY OF POMONA
Capital Improvement Program Project Details

Project Title: **Engineering and Traffic Study**

Project Description: Conduct traffic speed survey, review accident history, and prepare engineering and traffic study.

Project Number:
418-2590-XXXX-76024

Department / Division
PW/Trans & Dev

Council District: <input type="checkbox"/> -1 <input type="checkbox"/> -2 <input type="checkbox"/> -3 <input type="checkbox"/> -4 <input type="checkbox"/> -5 <input type="checkbox"/> -6 <input checked="" type="checkbox"/> Citywide <input type="checkbox"/> Council Request	Project Status: <input checked="" type="checkbox"/> Pending <input type="checkbox"/> RFP prepared <input type="checkbox"/> In design <input type="checkbox"/> Out to Bid <input type="checkbox"/> Under Construction <input type="checkbox"/> Construction Completed	Project/Construction Management City PM: <u>Ron Chan</u> Design: CM: Contractor:		Origination Yr: FY11/12 Yr Amended: N/A % Completed: 0%

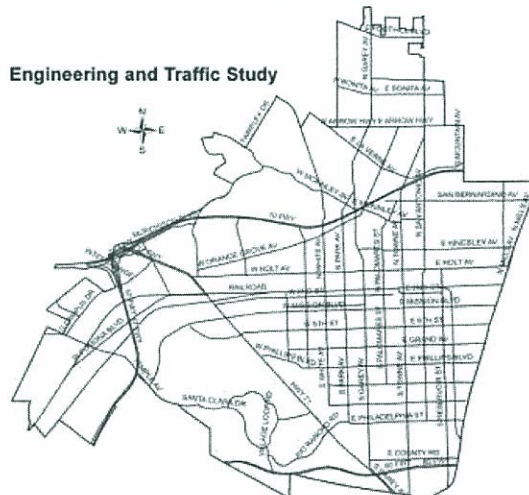
Estimated Project Cost:		Project Impact Information:	
<i>Cost by Project Categorization</i>	<i>Cost</i>	<i>Impact on Future Operating Costs</i>	
Land Acquisition / Right of Way		Increase <input type="checkbox"/>	Annual Amt \$ _____
Design (CM / Engineer / Staff)	81,490	Decrease <input type="checkbox"/>	Annual Amt \$ _____
Construction Contract		Minimal <input checked="" type="checkbox"/>	Chg'd to fund # <u>101</u>
Other - Geotech, Survey, Environ		Design Award Cost	_____
Total Project Cost	81,490	Design Award Date	_____
Total Project Funded	81,490	Awarded Construction Cost	_____
Total Project Unfunded	-	Council Award Date	_____

Funding Allocation

Funding Source(s)	YTD Costs as of 02/29/12	Remaining Budget	Fiscal 2012/13	Plan 2013/14	Plan 2014/15	Plan 2015/16	Plan Beyond 2016
Series "AU" Bonds	86	81,404					
Total	86	81,404	-	-	-	-	-

Pending							
Unfunded Project Costs							

Project Location



CITY OF POMONA
Capital Improvement Program Project Details

Project Title: **Streetlights - Corporate Center Drive**

Project Description: This project will provide for the replacement of steel streetlight poles with concrete streetlight poles along Corporate Center Drive.

Project Number:
 419-2590-XXXXX-52297

Department / Division
 PW/Trans & Dev

Council District: <input checked="" type="checkbox"/> -1 <input type="checkbox"/> -2 <input type="checkbox"/> -3 <input type="checkbox"/> -4 <input type="checkbox"/> -5 <input type="checkbox"/> -6 <input type="checkbox"/> Citywide <input type="checkbox"/> Council Request	Project Status: <input type="checkbox"/> Pending <input type="checkbox"/> RFP prepared <input type="checkbox"/> In design <input type="checkbox"/> Out to Bid <input type="checkbox"/> Under Construction <input type="checkbox"/> Construction Completed	Project/Construction Management City PM: <u>Ron Chan</u> Design: CM: Contractor:	Origination Yr: FY12/13 Yr Amended: N/A % Completed: 0%
---	--	---	--

Estimated Project Cost:		Project Impact Information:	
<i>Cost by Project Categorization</i>	<i>Cost</i>	<i>Impact on Future Operating Costs</i>	
Land Acquisition / Right of Way	_____	Increase <input type="checkbox"/>	Annual Amt \$ _____
Design (CM / Engineer / Staff)	32,000	Decrease <input type="checkbox"/>	Annual Amt \$ _____
Construction Contract	300,000	Minimal <input checked="" type="checkbox"/>	Chg'd to fund # 256
Other - Geotech, Survey, Environ	_____	Design Award Cost	_____
Total Project Cost	332,000	Design Award Date	_____
Total Project Funded	332,000	Awarded Construction Cost	_____
Total Project Unfunded	-	Council Award Date	_____

Funding Allocation

Funding Source(s)	YTD Costs as of 02/29/12	Remaining Budget	Fiscal 2012/13	Plan 2013/14	Plan 2014/15	Plan 2015/16	Plan Beyond 2016
AD 297 Bonds			332,000				
Total	-	-	332,000	-	-	-	-

Pending							
Unfunded Project Costs							

Project Location

Before Construction



Streetlights - Corporate Center Drive

CITY OF POMONA
Capital Improvement Program Project Details

Project Title: **Streetlights - Energy Efficient - Citywide**

Project Description: This Energy Efficiency and Conservation Block Grant (EECBG) project is being funded in full by the U.S. Department of Energy. The grant funding will be used to retrofit over 4,300 City owned streetlights including approximately 500 intersection safety lights, 1,900 principle and minor arterial streetlights, 1,100 collector streetlights, and approximately 800 residential streetlights.

Project Number:
127-2590-XXXXX-58611

Department / Division
PW/Trans & Dev

Council District: <input type="checkbox"/> -1 <input type="checkbox"/> -2 <input type="checkbox"/> -3 <input type="checkbox"/> -4 <input type="checkbox"/> -5 <input type="checkbox"/> -6 <input checked="" type="checkbox"/> Citywide <input type="checkbox"/> Council Request	Project Status: <input type="checkbox"/> Pending <input type="checkbox"/> RFP prepared <input type="checkbox"/> In design <input type="checkbox"/> Out to Bid <input type="checkbox"/> Under Construction <input checked="" type="checkbox"/> Construction Completed	Project/Construction Management City PM: <u>David Hamilton</u> Design: _____ CM: <u>Berg and Associates</u> Contractor: <u>Flatiron</u>	Origination Yr: FY10/11 Yr Amended: FY11/12 % Completed: 95%
---	---	--	--

Estimated Project Cost:		Project Impact Information:	
<i>Cost by Project Categorization</i>	<i>Cost</i>	<i>Impact on Future Operating Costs</i>	
Land Acquisition / Right of Way	_____	Increase <input type="checkbox"/>	Annual Amt \$ _____
Design (CM / Engineer / Staff)	152,928	Decrease <input checked="" type="checkbox"/>	Annual Amt \$ 174,000
Construction Contract	1,183,452	Minimal <input type="checkbox"/>	Chg'd to fund # 101
Other - Energy Consultant Services	25,000	Design Award Cost	_____
Total Project Cost	1,361,380	Design Award Date	_____
Total Project Funded	1,361,380	Awarded Construction Cost	137,850
Total Project Unfunded	-	Council Award Date	12/06/2010



Funding Allocation

Funding Source(s)	YTD Costs as of 02/29/12	Remaining Budget	Fiscal 2012/13	Plan 2013/14	Plan 2014/15	Plan 2015/16	Plan Beyond 2016
EECBG - DOE Federal Grant	1,295,305	66,075					
Total	1,295,305	66,075	-	-	-	-	-

Pending						
Unfunded Project Costs						

During Construction.

After Construction



CITY OF POMONA
Capital Improvement Program Project Details

Project Title: **Traffic Signal - Village Loop Road and Santa Clara Drive**

Project Description: This project will construct a new traffic signal at the intersection of Village Loop and Santa Clara. Signal warrant analysis indicates location should have a traffic signal.

Project Number:
419-2590-XXXXX-50405

Department / Division
PW/Trans & Dev

Council District: <input type="checkbox"/> -1 <input type="checkbox"/> -2 <input type="checkbox"/> -3 <input type="checkbox"/> -4 <input checked="" type="checkbox"/> -5 <input type="checkbox"/> -6 <input type="checkbox"/> Citywide <input checked="" type="checkbox"/> Council Request	Project Status: <input checked="" type="checkbox"/> Pending <input type="checkbox"/> RFP prepared <input type="checkbox"/> In design <input type="checkbox"/> Out to Bid <input type="checkbox"/> Under Construction <input type="checkbox"/> Construction Completed	Project/Construction Management City PM: <u>Ron Chan</u> Design: CM: Contractor:	Origination Yr: FY03/04 Yr Amended: FY11/12 % Completed: 0%
--	---	---	---

Estimated Project Cost:		Project Impact Information:	
<i>Cost by Project Categorization</i>	<i>Cost</i>	<i>Impact on Future Operating Costs</i>	
Land Acquisition / Right of Way		Increase <input checked="" type="checkbox"/>	Annual Amt \$ 1,200
Design (CM / Engineer / Staff)	42,000	Decrease <input type="checkbox"/>	Annual Amt \$
Construction Contract	155,000	Minimal <input type="checkbox"/>	Chg'd to fund # 101
Other - Geotech, Survey, Environ	10,000	Design Award Cost	
Total Project Cost	207,000	Design Award Date	
Total Project Funded	207,000	Awarded Construction Cost	
Total Project Unfunded	-	Council Award Date	

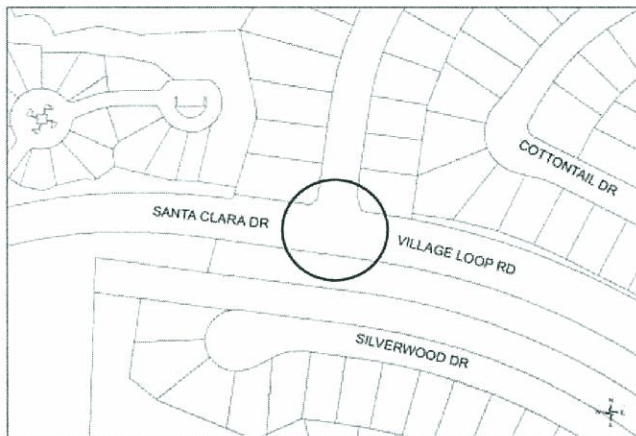
Funding Allocation

Funding Source(s)	YTD Costs as of 02/29/12	Remaining Budget	Fiscal 2012/13	Plan 2013/14	Plan 2014/15	Plan 2015/16	Plan Beyond 2016
Series "AL/AM" Bonds	291	206,709					
Total	291	206,709	-	-	-	-	-

Pending Unfunded Project Costs

--	--	--	--	--	--	--	--

Project Location



**Traffic Signal - Village Loop Road
and Santa Clara Drive**

Before Construction



CITY OF POMONA
Capital Improvement Program Project Details

Project Title: **Traffic Signal and Intersection Improvements - Temple Avenue**

Project Description: This project will provide for related improvements to the traffic signal interconnect system on Temple Avenue between the SR 57 Freeway and University Drive, adjacent to the Shilo Inn Business Park.

Project Number:
422-2590-XXXXX-83029

Department / Division
PW/Engineering

Council District: <input type="checkbox"/> -1 <input type="checkbox"/> -2 <input type="checkbox"/> -3 <input type="checkbox"/> -4 <input checked="" type="checkbox"/> -5 <input type="checkbox"/> -6 <input type="checkbox"/> Citywide <input type="checkbox"/> Council Request	Project Status: <input type="checkbox"/> Pending <input type="checkbox"/> RFP prepared <input checked="" type="checkbox"/> In design <input type="checkbox"/> Out to Bid <input type="checkbox"/> Under Construction <input type="checkbox"/> Construction Completed	Project/Construction Management City PM: <u>Brian Henslee</u> Design: <u>Lin Consulting</u> CM: Contractor:	Origination Yr: FY10/11 Yr Amended: FY11/12 % Completed: 15%
---	---	--	--

Estimated Project Cost:		Project Impact Information:	
Cost by Project Categorization	Cost	Impact on Future Operating Costs	
Land Acquisition / Right of Way		Increase <input type="checkbox"/>	Annual Amt \$
Design (CM / Engineer / Staff)	85,000	Decrease <input type="checkbox"/>	Annual Amt \$
Construction Contract	335,000	Minimal <input checked="" type="checkbox"/>	Chg'd to fund #
Other - Geotech, Survey, Environ	10,000	Design Award Cost	57,374
Total Project Cost	430,000	Design Award Date	07/18/2011
Total Project Funded	430,000	Awarded Construction Cost	
Total Project Unfunded	-	Council Award Date	

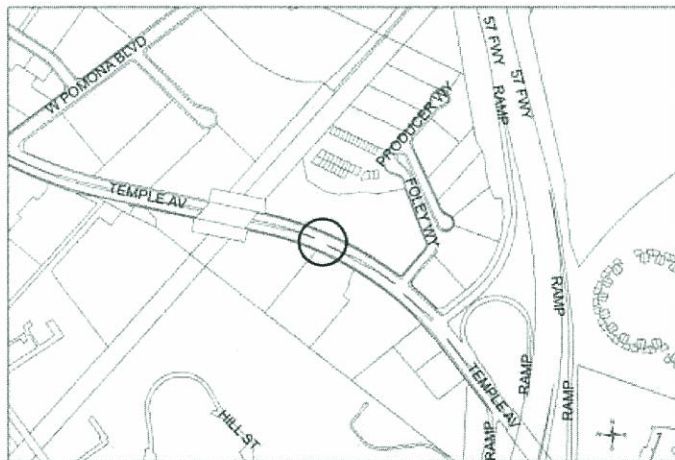
Funding Allocation

Funding Source(s)	YTD Costs as of 02/29/12	Remaining Budget	Fiscal 2012/13	Plan 2013/14	Plan 2014/15	Plan 2015/16	Plan Beyond 2016
Series "AN" Bonds		250,000					
Private Contribution	64,762	35,238					
Development Fees (Traffic and Signal)		80,000					
Total	64,762	365,238	-	-	-	-	-

Pending
Unfunded Project Costs

Project Location

Before Construction





**Traffic Signal and Intersection
Improvements - Temple Avenue**




THIS PAGE INTENTIONALLY LEFT BLANK







Partially Funded Projects



CITY OF POMONA
Capital Improvement Program Project Details

Project Title: **Intersection Reconfiguration - Monroe Avenue and Orange Grove Avenue**

Project Description: This project will reconfigure the intersection of Orange Grove Avenue and Monroe Avenue to close Monroe Avenue at Orange Grove Avenue.

Project Number:
 418-2590-XXXXX-73371

Department / Division
 PW/Trans & Dev

Council District: <input type="checkbox"/> -1 <input type="checkbox"/> -2 <input type="checkbox"/> -3 <input checked="" type="checkbox"/> -4 <input type="checkbox"/> -5 <input type="checkbox"/> -6 <input type="checkbox"/> Citywide <input type="checkbox"/> Council Request	Project Status: <input type="checkbox"/> Pending <input type="checkbox"/> RFP prepared <input checked="" type="checkbox"/> In design <input type="checkbox"/> Out to Bid <input type="checkbox"/> Under Construction <input type="checkbox"/> Construction Completed	Project/Construction Management City PM: <u>Matt Pilarz</u> Design: CM: Contractor:	Origination Yr: FY08/09 Yr Amended: FY11/12 % Completed: 7%
---	---	--	---

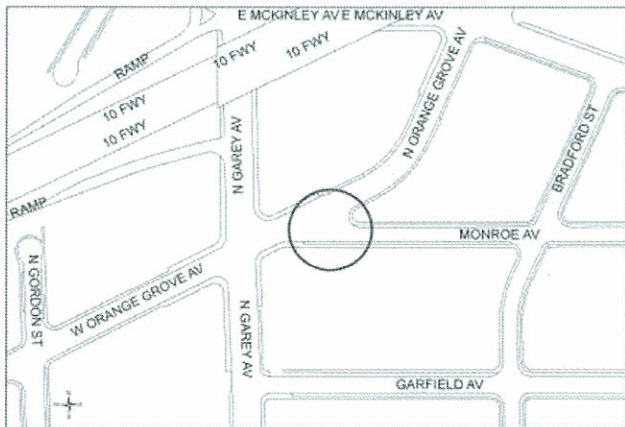
Estimated Project Cost:		Project Impact Information:	
<i>Cost by Project Categorization</i>	<i>Cost</i>	<i>Impact on Future Operating Costs</i>	
Land Acquisition / Right of Way		Increase <input type="checkbox"/>	Annual Amt \$
Design (CM / Engineer / Staff)	28,000	Decrease <input type="checkbox"/>	Annual Amt \$
Construction Contract	144,000	Minimal <input checked="" type="checkbox"/>	Chg'd to fund # <u>101</u>
Other - Geotech, Survey, Environ	28,000	Design Award Cost	
Total Project Cost	200,000	Design Award Date	
Total Project Funded	176,000	Awarded Construction Cost	
Total Project Unfunded	24,000	Council Award Date	

Funding Allocation

Funding Source(s)	YTD Costs as of 02/29/12	Remaining Budget	Fiscal 2012/13	Plan 2013/14	Plan 2014/15	Plan 2015/16	Plan Beyond 2016
Capital Improvement Fund (District 4)	13,280	4,720					
HSIP Federal Grant		108,000					
Measure R Funds		50,000					
Total	13,280	162,720	-	-	-	-	-


Pending							
Unfunded Project Costs			24,000				

Project Location



Intersection Reconfiguration - Monroe Avenue and Orange Grove

Before Construction



CITY OF POMONA
Capital Improvement Program Project Details

Project Title: **Traffic Calming - Phillips Boulevard, La Verne Avenue, Hamilton Boulevard and Lexington Avenue**

Project Description: The Phillips Boulevard, La Verne Avenue, Hamilton Boulevard and Lexington Avenue project will affect Alcott, Yorba and Lexington Elementary Schools, and will include traffic calming measures consisting of re-stripping, new sidewalk to fill-in missing gaps, traffic signal modifications, flashing warning lights, enhanced crosswalks, radar speed feedback signs, and other safety enhancement measures.
Pending HSIP Federal Grant

Project Number:
 208-2594-XXXXX-67905

Department / Division
 PW/Trans & Dev

Council District: <input type="checkbox"/> -1 <input checked="" type="checkbox"/> -2 <input checked="" type="checkbox"/> -3 <input type="checkbox"/> -4 <input type="checkbox"/> -5 <input checked="" type="checkbox"/> -6 <input type="checkbox"/> Citywide <input type="checkbox"/> Council Request	Project Status: <input type="checkbox"/> Pending <input checked="" type="checkbox"/> RFP Prepared <input type="checkbox"/> In design <input type="checkbox"/> Out to Bid <input type="checkbox"/> Under Construction <input type="checkbox"/> Construction Completed	Project/Construction Management City PM: <u>Ron Chan</u> Design: CM: Contractor:	Origination Yr: FY11/12 Yr Amended: FY12/13 % Completed: 0%
---	---	---	---

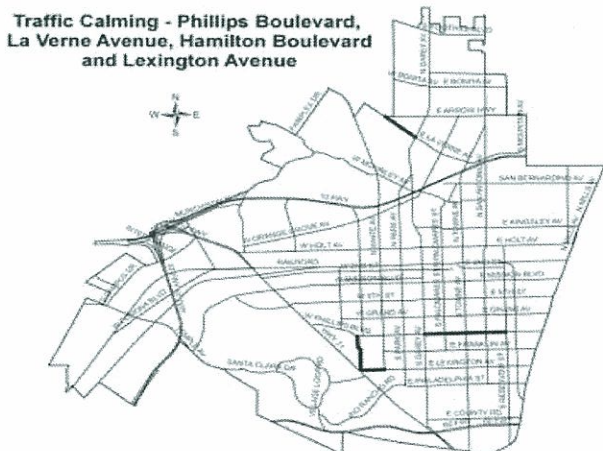
Estimated Project Cost:		Project Impact Information:	
<i>Cost by Project Categorization</i>	<i>Cost</i>	<i>Impact on Future Operating Costs</i>	
Land Acquisition / Right of Way		Increase <input type="checkbox"/>	Annual Amt \$
Design (CM / Engineer / Staff)	207,000	Decrease <input type="checkbox"/>	Annual Amt \$
Construction Contract	868,000	Minimal <input checked="" type="checkbox"/>	Chg'd to fund # 101
Other - Geotech, Survey, Environ	25,000	Design Award Cost	
Total Project Cost	1,100,000	Design Award Date	
Total Project Funded	290,000	Awarded Construction Cost	
Total Project Unfunded	810,000	Council Award Date	

Funding Allocation

Funding Source(s)	YTD Costs as of 02/29/12	Remaining Budget	Fiscal 2012/13	Plan 2013/14	Plan 2014/15	Plan 2015/16	Plan Beyond 2016
Gax Tax Funds	2,726	197,274					
HSIP Federal Grant			90,000				
Total	2,726	197,274	90,000	-	-	-	-

Pending							
Unfunded Project Costs				810,000			

Project Location



Before Construction



CITY OF POMONA
Capital Improvement Program Project Details

Project Title: **Traffic Circulation Master Plan**

Project Description: This project will provide for the development of a Citywide masterplan for traffic circulation.

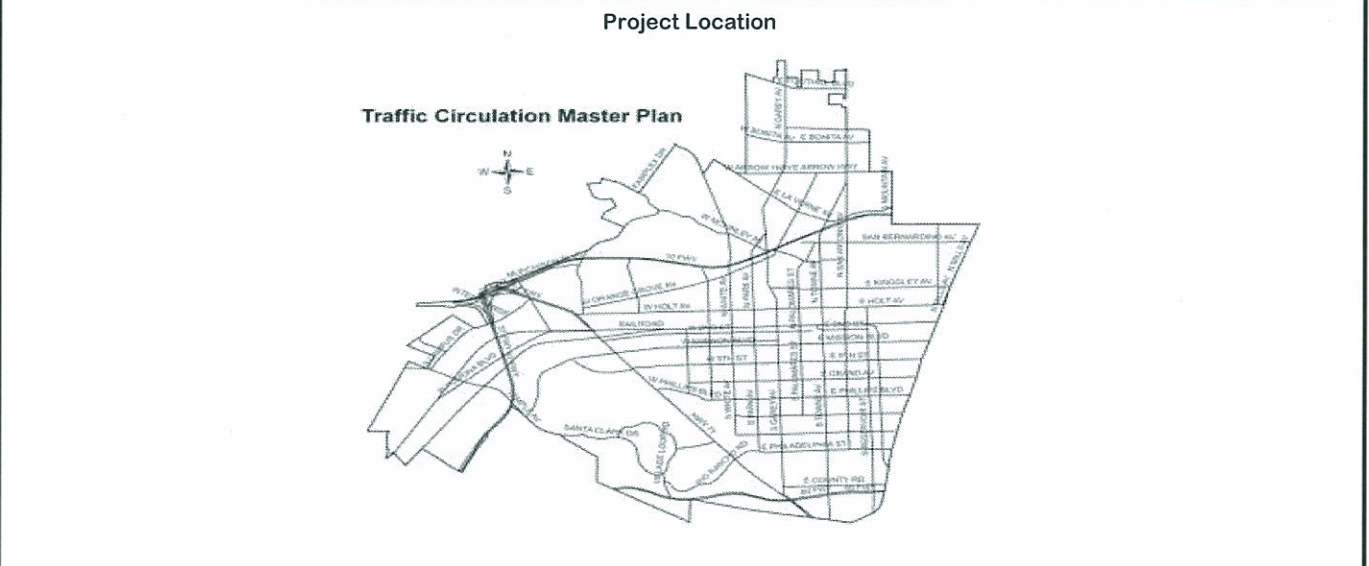
Project Number:
 422-2590-XXXXX-83030

Department / Division
 PW/Trans & Dev

Council District: <input type="checkbox"/> -1 <input type="checkbox"/> -2 <input type="checkbox"/> -3 <input type="checkbox"/> -4 <input type="checkbox"/> -5 <input type="checkbox"/> -6 <input checked="" type="checkbox"/> Citywide <input type="checkbox"/> Council Request	Project Status: <input checked="" type="checkbox"/> Pending <input type="checkbox"/> RFP prepared <input type="checkbox"/> In design <input type="checkbox"/> Out to Bid <input type="checkbox"/> Under Construction <input type="checkbox"/> Construction Completed	Project/Construction Management City PM: <u>Ati Eskandari</u> Design: CM: Contractor:	Origination Yr: FY11/12 Yr Amended: FY11/12 % Completed: 0%
---	---	--	---

Estimated Project Cost:		Project Impact Information:	
<i>Cost by Project Categorization</i>	<i>Cost</i>	<i>Impact on Future Operating Costs</i>	
Land Acquisition / Right of Way		Increase <input type="checkbox"/>	Annual Amt \$
Design (CM / Engineer / Staff)	305,224	Decrease <input type="checkbox"/>	Annual Amt \$
Construction Contract		Minimal <input checked="" type="checkbox"/>	Chg'd to fund # 101
Other - Geotech, Survey, Environ	101,986	Design Award Cost	
Total Project Cost	407,210	Design Award Date	
Total Project Funded	127,210	Awarded Construction Cost	
Total Project Unfunded	280,000	Council Award Date	

Funding Allocation							
Funding Source(s)	YTD Costs as of 02/29/12	Remaining Budget	Fiscal 2012/13	Plan 2013/14	Plan 2014/15	Plan 2015/16	Plan Beyond 2016
Series "AN" Bonds	1,595	125,615					
Total	1,595	125,615	-	-	-	-	-
Pending Unfunded Project Costs							280,000



CITY OF POMONA
Capital Improvement Program Project Details

Project Title: **Traffic Operations - Communication Upgrade**

Project Description: This project will provide a fiber link from the Traffic Operations Center (TOC) to the City Yard/Signal Maintenance for a workstation to monitor traffic signals citywide and various communication modems for direct signal connection add improvements to the rooms used to house equipment at the regional transit center.

Project Number:
 245-2590-XXXXX-58382

Department / Division
 PW/Trans & Dev

Council District: <input type="checkbox"/> -1 <input type="checkbox"/> -2 <input type="checkbox"/> -3 <input type="checkbox"/> -4 <input type="checkbox"/> -5 <input type="checkbox"/> -6 <input checked="" type="checkbox"/> Citywide <input type="checkbox"/> Council Request	Project Status: <input type="checkbox"/> Pending <input checked="" type="checkbox"/> RFP prepared <input type="checkbox"/> In design <input type="checkbox"/> Out to Bid <input type="checkbox"/> Under Construction <input type="checkbox"/> Construction Completed	Project/Construction Management City PM: <u>Rusty - RBI Traffic</u> Design: CM: Contractor:	Origination Yr: FY08/09 Yr Amended: FY12/13 % Completed: 1%
---	---	--	---

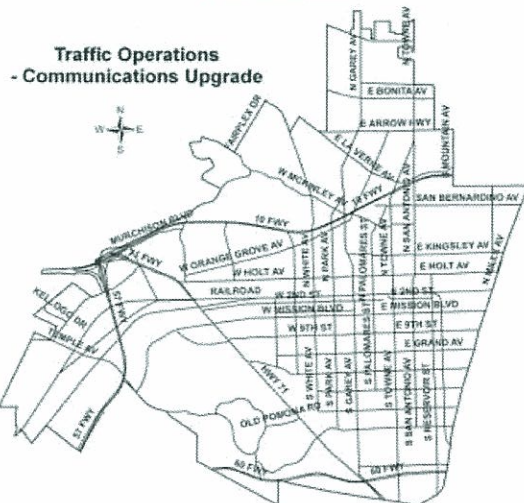
Estimated Project Cost:		Project Impact Information:	
Cost by Project Categorization	Cost	Impact on Future Operating Costs	
Land Acquisition / Right of Way		Increase <input type="checkbox"/>	Annual Amt \$ _____
Design (CM / Engineer / Staff)	320,000	Decrease <input type="checkbox"/>	Annual Amt \$ _____
Construction Contract	480,000	Minimal <input checked="" type="checkbox"/>	Chg'd to fund # <u>101</u>
Other - Geotech, Survey, Environ		Design Award Cost	_____
Total Project Cost	800,000	Design Award Date	_____
Total Project Funded	400,000	Awarded Construction Cost	_____
Total Project Unfunded	400,000	Council Award Date	_____

Funding Allocation

Funding Source(s)	YTD Costs as of 02/29/12	Remaining Budget	Fiscal 2012/13	Plan 2013/14	Plan 2014/15	Plan 2015/16	Plan Beyond 2016
SQAQMD Subvention Funds (AB 2766)	11,824	388,176					
Total	11,824	388,176	-	-	-	-	-

Pending							
Unfunded Project Costs							400,000

Project Location



Before Construction



CITY OF POMONA
Capital Improvement Program Project Details

Project Title: **Traffic Signal Detection Upgrade - Citywide**

Project Description: This project will improve detection at various signals by installing new detection devices.

Project Number:
245-2590-XXXXX-58389

Department / Division
PW/Trans & Dev

Council District: <input type="checkbox"/> -1 <input type="checkbox"/> -2 <input type="checkbox"/> -3 <input type="checkbox"/> -4 <input type="checkbox"/> -5 <input type="checkbox"/> -6 <input checked="" type="checkbox"/> Citywide <input type="checkbox"/> Council Request	Project Status: <input checked="" type="checkbox"/> Pending <input type="checkbox"/> RFP prepared <input type="checkbox"/> In design <input type="checkbox"/> Out to Bid <input type="checkbox"/> Under Construction <input type="checkbox"/> Construction Completed	Project/Construction Management City PM: <u>Ron Chan</u> Design: CM: Contractor:	Origination Yr: FY03/04 Yr Amended: FY12/13 % Completed: 0%
---	---	---	---

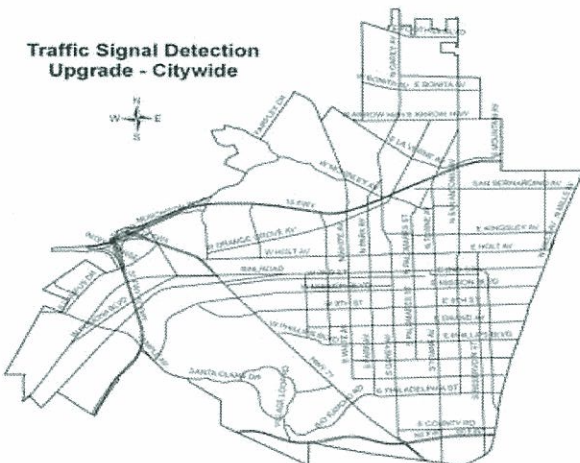
Estimated Project Cost:		Project Impact Information:	
Cost by Project Categorization	Cost	Impact on Future Operating Costs	
Land Acquisition / Right of Way		Increase <input type="checkbox"/>	Annual Amt \$
Design (CM / Engineer / Staff)	40,000	Decrease <input type="checkbox"/>	Annual Amt \$
Construction Contract	410,000	Minimal <input checked="" type="checkbox"/>	Chg'd to fund #
Other - Geotech, Survey, Environ			101
Total Project Cost	450,000	Design Award Cost	
Total Project Funded	250,000	Design Award Date	
Total Project Unfunded	200,000	Awarded Construction Cost	
		Council Award Date	

Funding Allocation


Funding Source(s)	YTD Costs as of 02/29/12	Remaining Budget	Fiscal 2012/13	Plan 2013/14	Plan 2014/15	Plan 2015/16	Plan Beyond 2016
Gas Tax Funds			70,000				
SCAQMD Subvention Funds (AB 2766)			180,000				
Total	-	-	250,000	-	-	-	-

Pending							
Unfunded Project Costs							200,000

Project Location



Before Construction



CITY OF POMONA
Capital Improvement Program Project Details

Project Title: **Traffic Signal System Improvements - Citywide**

Project Description: This project provides for Citywide improvements to the City's Traffic Signals including related work at various locations including but not limited to Mission Boulevard from W.C.L. to E.C.L., Valley Avenue/Holt Avenue from W.C.L. to E.C.L., and Garey Avenue from N.C.L. to S.C.L.

Project Number:
 418-2590-XXXX-76025

Department / Division
 PW/Trans & Dev

Council District: <input type="checkbox"/> -1 <input type="checkbox"/> -2 <input type="checkbox"/> -3 <input type="checkbox"/> -4 <input type="checkbox"/> -5 <input type="checkbox"/> -6 <input checked="" type="checkbox"/> Citywide <input type="checkbox"/> Council Request	Project Status: <input type="checkbox"/> Pending <input checked="" type="checkbox"/> RFP prepared <input type="checkbox"/> In design <input type="checkbox"/> Out to Bid <input type="checkbox"/> Under Construction <input type="checkbox"/> Construction Completed	Project/Construction Management City PM: <u>Ron Chan</u> Design: CM: Contractor:	Origination Yr: FY11/12 Yr Amended: N/A % Completed: 1%
---	---	---	--

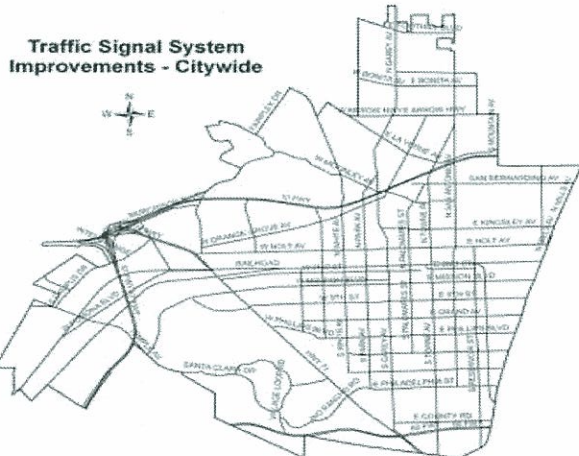
Estimated Project Cost:	Project Impact Information:																																
<table style="width: 100%; border-collapse: collapse;"> <thead> <tr> <th style="text-align: left;">Cost by Project Categorization</th> <th style="text-align: right;">Cost</th> </tr> </thead> <tbody> <tr> <td>Land Acquisition / Right of Way</td> <td></td> </tr> <tr> <td>Design (CM / Engineer / Staff)</td> <td style="text-align: right;">1,120,000</td> </tr> <tr> <td>Construction Contract</td> <td style="text-align: right;">2,800,000</td> </tr> <tr> <td>Other - Geotech, Survey, Environ</td> <td style="text-align: right;">80,000</td> </tr> <tr> <td>Total Project Cost</td> <td style="text-align: right;">4,000,000</td> </tr> <tr> <td>Total Project Funded</td> <td style="text-align: right;">128,099</td> </tr> <tr> <td>Total Project Unfunded</td> <td style="text-align: right;">3,871,901</td> </tr> </tbody> </table>	Cost by Project Categorization	Cost	Land Acquisition / Right of Way		Design (CM / Engineer / Staff)	1,120,000	Construction Contract	2,800,000	Other - Geotech, Survey, Environ	80,000	Total Project Cost	4,000,000	Total Project Funded	128,099	Total Project Unfunded	3,871,901	<table style="width: 100%; border-collapse: collapse;"> <thead> <tr> <th colspan="2" style="text-align: left;">Impact on Future Operating Costs</th> </tr> </thead> <tbody> <tr> <td>Increase <input type="checkbox"/></td> <td>Annual Amt \$ _____</td> </tr> <tr> <td>Decrease <input type="checkbox"/></td> <td>Annual Amt \$ _____</td> </tr> <tr> <td>Minimal <input checked="" type="checkbox"/></td> <td>Chg'd to fund # 101</td> </tr> <tr> <td>Design Award Cost</td> <td>_____</td> </tr> <tr> <td>Design Award Date</td> <td>_____</td> </tr> <tr> <td>Awarded Construction Cost</td> <td>_____</td> </tr> <tr> <td>Council Award Date</td> <td>_____</td> </tr> </tbody> </table>	Impact on Future Operating Costs		Increase <input type="checkbox"/>	Annual Amt \$ _____	Decrease <input type="checkbox"/>	Annual Amt \$ _____	Minimal <input checked="" type="checkbox"/>	Chg'd to fund # 101	Design Award Cost	_____	Design Award Date	_____	Awarded Construction Cost	_____	Council Award Date	_____
Cost by Project Categorization	Cost																																
Land Acquisition / Right of Way																																	
Design (CM / Engineer / Staff)	1,120,000																																
Construction Contract	2,800,000																																
Other - Geotech, Survey, Environ	80,000																																
Total Project Cost	4,000,000																																
Total Project Funded	128,099																																
Total Project Unfunded	3,871,901																																
Impact on Future Operating Costs																																	
Increase <input type="checkbox"/>	Annual Amt \$ _____																																
Decrease <input type="checkbox"/>	Annual Amt \$ _____																																
Minimal <input checked="" type="checkbox"/>	Chg'd to fund # 101																																
Design Award Cost	_____																																
Design Award Date	_____																																
Awarded Construction Cost	_____																																
Council Award Date	_____																																

Funding Allocation

Funding Source(s)	YTD Costs as of 02/29/12	Remaining Budget	Fiscal 2012/13	Plan 2013/14	Plan 2014/15	Plan 2015/16	Plan Beyond 2016
Development Fees (Traffic and Signal)		15,000					
SCAQMD Subvention Funds (AB 2766)	35,621	77,478					
Total	35,621	92,478	-	-	-	-	-

Pending	
Unfunded Project Costs	3,871,901

Project Location



Before Construction



CITY OF POMONA
Capital Improvement Program Project Details

Project Title: **Transit Improvement Program - Citywide**

Project Description: This project will ultimately provide for the installation of bus benches, bench pads, bus pads, bus shelters, signs, trash receptacles, sidewalks at various locations to meet ADA regulations, and related improvements. The work will include the removal of non-conforming benches and trash receptacles, construction of sidewalk and the installation of new bus benches and trash receptacles (60) at various locations along Foothill Transit Routes 195 & 291. An additional 180 bus benches and trash receptacles will be installed on the remaining Foothill Transit Routes #'s: 187, 197, 286, 292, 480, 492, 690, 852, 853, 854 & 855.
 Pending BSEP Federal Grant

Project Number:
 216-2590-XXXXX-68545

Department / Division
 PW/Trans & Dev

Council District: <input type="checkbox"/> -1 <input type="checkbox"/> -2 <input type="checkbox"/> -3 <input type="checkbox"/> -4 <input type="checkbox"/> -5 <input type="checkbox"/> -6 <input checked="" type="checkbox"/> Citywide <input checked="" type="checkbox"/> Council Request	Project Status: <input type="checkbox"/> Pending <input type="checkbox"/> RFP prepared <input checked="" type="checkbox"/> In design <input type="checkbox"/> Out to Bid <input type="checkbox"/> Under Construction <input type="checkbox"/> Construction Completed	Project/Construction Management City PM: <u>Matt Pilarz</u> Design: CM: Contractor:	Origination Yr: FY11/12 Yr Amended: N/A % Completed: 0%
--	---	--	---

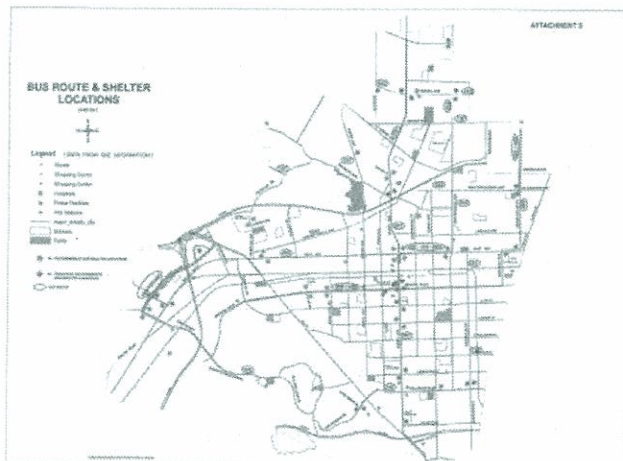
Estimated Project Cost:		Project Impact Information:	
<i>Cost by Project Categorization</i>	<i>Cost</i>	<i>Impact on Future Operating Costs</i>	
Land Acquisition / Right of Way		Increase <input type="checkbox"/>	Annual Amt \$ _____
Design (CM / Engineer / Staff)	90,000	Decrease <input type="checkbox"/>	Annual Amt \$ _____
Construction Contract	1,165,050	Minimal <input checked="" type="checkbox"/>	Chg'd to fund # <u>216</u>
Other - Geotech, Survey, Environ	2,500	Design Award Cost	_____
Total Project Cost	1,257,550	Design Award Date	_____
Total Project Funded	1,025,000	Awarded Construction Cost	_____
Total Project Unfunded	232,550	Council Award Date	_____

Funding Allocation

Funding Source(s)	YTD Costs as of 02/29/12	Remaining Budget	Fiscal 2012/13	Plan 2013/14	Plan 2014/15	Plan 2015/16	Plan Beyond 2016
Prop A Funds	4,534	220,466	200,000	200,000	200,000	200,000	
Total	4,534	220,466	200,000	200,000	200,000	200,000	-


Pending Unfunded Project Costs	232,550
---------------------------------------	---------


Project Locations




Before Construction







Unfunded Projects



CITY OF POMONA
Capital Improvement Program
Unfunded Traffic Projects

Council Request	Council District	Project Title	Project Description	Estimated Cost	Origination Year
	1,2,3,5	Emergency Vehicle Preemption - Fire Vehicle Transmitters & Mission Blvd (Phase I)	Installation of Emergency Vehicle Preemption devices at all traffic signals on Mission Blvd and Fire Vehicle Transmitters	166,000	FY 03/04
	Citywide	Emergency Vehicle Preemption – Garey Avenue (Phase II)	Installation of Emergency Vehicle Preemption devices at all traffic signals on Garey Avenue	258,700	FY 03/04
	Citywide	Speed Humps - Citywide	Provides for speed humps citywide. Specific locations to be determined by priority list.	800,000	FY 10/11
	Citywide	Streetlights - Citywide	Provide for installation of streetlights in non-CDBG eligible areas citywide on a priority basis	2,290,000	FY 11/12
*	Citywide	Streetlights - Citywide (CDBG)	Provide for the installation of streetlights in CDBG eligible areas citywide on a priority basis	2,133,280	FY 12/13
	4	Streetlights - Lincoln Park Area	Provide for the installation of streetlights at the following locations: Bradford Ave (Garfield and Monroe), Eleanor Ave (Jefferson and Columbia), Palomares Ave (Lincoln and Garfield), McKinley Ave (Orange Grove and Gibbs), Kingsley Ave (Garey Ave and Bradford Ave)	60,000	FY 08/09
*	1,5	Streetlights and Sidewalks - Temple Avenue and South Campus Drive	Installation of additional streetlights at bus stops to improve pedestrian safety	50,000	FY 06/07
	4,6	Traffic Calming - San Antonio Avenue (Towne Ave and Columbia Ave)	Provide re-striping of San Antonio Ave between Towne Avenue and Columbia Avenue and a school pedestrian signal in front of Barfield School	150,000	FY 08/09
4		Traffic Modification – McKinley Avenue (Orange Grove Ave and Towne Ave)	Modifies striping to reduce the width of the traveled way and install raised medians to reduce the speed of traffic	67,000	FY 08/09
	Citywide	Traffic Signal and Intersection Study - Citywide	Provides for Citywide Traffic Signal and Intersection Study for future modifications and improvements.	515,000	FY 10/11
	Citywide	Traffic Signal and Intersection Modification/Improvement-Citywide	Provides for Citywide Traffic Signal and Intersection modifications and improvements as provided by Study	3,000,000	FY 10/11
	6	Traffic Signal - Arrow Highway and Fulton Road	Provides for the installation of a new traffic signal at Arrow Highway and Fulton Road	200,000	FY 08/09
	4	Traffic Signal Communication - Holt Avenue (White Ave and Indian Hill Blvd)	Improve traffic signal communication on Holt Ave between White Ave and Indian Hill Blvd	100,000	FY 09/10
	3	Traffic Signal Interconnect – Philadelphia Street (Garey Ave and San Antonio Ave)	Traffic signal interconnectivity on Philadelphia St between Garey Ave and San Antonio Ave (4 signals)	155,000	FY 03/04

CITY OF POMONA
Capital Improvement Program
Unfunded Traffic Projects

Council Request	Council District	Project Title	Project Description	Estimated Cost	Origination Year
	1	Traffic Signal Interconnect – Ridgeway Street (South Campus Dr to Valley Blvd) Priority III	Traffic signal interconnectivity on Ridgeway between South Campus Dr and Valley Blvd (2 signals)	115,000	FY 03/04
	1	Traffic Signal Interconnect – South Campus Drive (Temple Ave to Ridgeway St) Priority II	Traffic signal interconnectivity on South Campus Dr between Ridgeway St and Temple Ave (7 signals)	285,000	FY 03/04
	1	Traffic Signal Interconnect – Valley Boulevard (Fairplex Dr to Temple Ave) Priority IV	Traffic signal interconnectivity on Valley Blvd between Fairplex Dr and Temple Ave (4 signals)	300,000	FY 03/04
	2,3	Traffic Signal Modification - Garey Avenue and Lexington Avenue	Add north/south left turn arrow at Garey Avenue and Lexington Avenue	245,000	FY 08/09
	5	Traffic Signal Modification - Temple Avenue and Golden Springs Road	Installation of split phase operation for Golden Springs/Rancho Novato to improve safety of intersection	50,000	FY 06/07
	4	Traffic Signs and Striping - San Bernardino Avenue (Mills Ave and Towne Ave)	Provide upgrade of signage and re-striping of San Bernardino Ave between Mills Ave and Towne Ave	80,000	FY 08/09



THIS PAGE INTENTIONALLY LEFT BLANK

