
Miscellaneous Projects



Five Year Capital Improvement Program

	Page #	Expended as of 2/28/17	Remaining Budget	Adopted 2017/18
Miscellaneous Capital Projects				
~ Funded Projects ~				
City Lot Remediation	1	2,059,219	922,043	-
Excess RDA Bond Proceeds Allocation	2	-	2,499,929	-
Phillips Ranch Landfill Remediation - Successor Agency	3	1,771,865	1,688,523	-
Subtotals:		3,831,084	5,110,495	-
~ Partially Funded Projects ~				
Financial Software Project	4	-	749,350	800,000
Subtotals:		-	749,350	800,000
Miscellaneous Category Totals:		3,831,084	5,859,845	800,000

Five Year Capital Improvement Program

Plan 2018/19	Plan 2019/20	Plan 2020/21	Plan 2021	Beyond 2021	Total Project Cost	Impact to Future Operating	Project Number
-	-	-	-	-	2,981,262	Minimal	71021
-	-	-	-	-	2,499,929	Minimal	71041
-	-	-	-	-	3,460,388	Minimal	73365
-	-	-	-	-	8,941,579		
400,000	-	-	-	-	1,949,350	Minimal	71048
400,000	-	-	-	-	1,949,350		
400,000	-	-	-	-	10,890,929		

THIS PAGE INTENTIONALLY LEFT BLANK



Funded Projects



Capital Improvement Program Project Details

Project Title: **City Lot Remediation**

Project Description: The project entails the development and delivery of a removal action workplan (RAW) to the Department of Toxic Substances Control (DTSC) for the environmental cleanup of two City-owned properties; the Sewer Lot and CalSol Lot. This project includes environmental site investigations, analytical reporting and community outreach regarding the cleanup of the two sites. Both properties contain volatile organic compound (VOC) constituents at high concentrations in the soil, soil vapor and groundwater. All activities for this project shall be managed and completed in coordination with the DTSC.

(Description changed FY 16-17)

Project Number:
418-2590-XXXXX-71021

Department / Division
Water Resources

Project Manager
Nichole Horton

Council District: -1 -2 -3 -4 -5 -6 Citywide Outside City limits

Project Statistics: Origination Yr: 2012-13 Yr Amended: 2016-17 Changes from Prior Year: No Yes

Financial Requirements:

Funding Summary Total Proj Cost \$ **2,981,262** Total Funded \$ **2,981,262** Total Unfunded \$ **0**

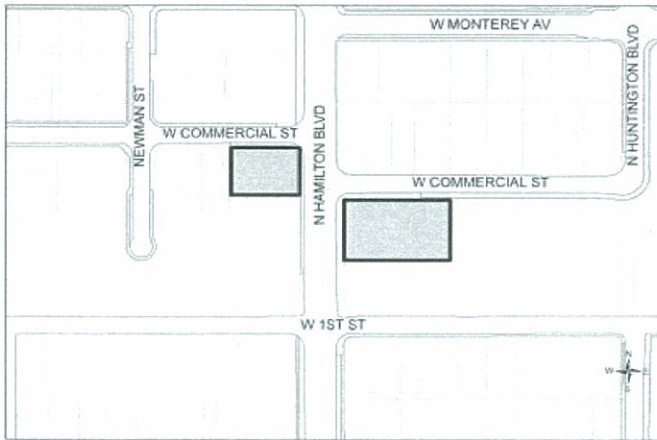
Impact on Future Operating Costs Minimal Increase Decrease Annual Amt \$ _____ Incr/Decr Charged to Fund # 581

Funding Allocation

Funding Source(s)	Restr Fund	YTD Costs as of 2/28/17	Remaining Budget	Fiscal 2017-18	Plan 2018-19	Plan 2019-20	Plan 2020-21	Plan Beyond 2021
Insurance Recovery	Y	1,400,000	-	-				
Refuse Fund	N	290,219	922,043	-				
Reimbursement	Y	1,000	-	-				
Sewer Fund	N	368,000	-	-				
Total		2,059,219	922,043	-	-	-	-	-


Pending _____
Unfunded _____

Project Location



City Lot Remediation

Before Remediation



Capital Improvement Program Project Details

Project Title: **Excess RDA Bond Proceeds Allocation**

Project Description: This project has the undefined appropriations of former RDA money appropriated on December 7, 2015. Remaining Former Agency bond proceeds were divided equally among the City Council to be defined at a later date. As projects are defined, a new project number will be created and funds moved from this project to the new defined project.

Project Number: 428-2590-XXXXX-71041
Department / Division Finance
Project Manager N/A

Council District: - 1 - 2 - 3 - 4 - 5 - 6 Citywide Outside City limits

Project Statistics: Origination Yr: 2015-16 Yr Amended: 2016-17 Changes from Prior Year: No Yes

Financial Requirements:

Funding Summary Total Allocation \$ **15,881,608** Unassigned \$ **2,499,929** Prev Assigned \$ **13,381,679**

Impact on Future Operating Costs Minimal Increase Decrease Annual Amt \$ - Incr/Decr Charged to Fund # N/A

Funding Allocation

Funding Source(s)	Restr Fund	YTD Costs as of 2/28/17	Remaining Budget	Fiscal 2017-18	Plan 2018-19	Plan 2019-20	Plan 2020-21	Plan Beyond 2021
Series "AX" Bonds - District 1	N	-	-	-				
Series "AX" Bonds - District 2	N	-	240,285	-				
Series "AX" Bonds - District 3	N	-	-	-				
Series "AX" Bonds - District 4	N	-	-	-				
Series "W" Bonds - District 5	N	-	-	-				
Series "AX" Bonds - District 5	N	-	-	-				
Series "AX" Bonds - District 6	N	-	2,240,285	-				
Series "AX" Bonds - Mayor	N	-	19,359	-				
Total		-	2,499,929	-	-	-	-	-

Pending								
Unassigned								

Project Location



Capital Improvement Program Project Details

Project Title: **Phillips Ranch Landfill Remediation - Successor Agency**

Project Description: Remediation of the Phillips Ranch Landfill is mandated by California Redevelopment Law under Health and Safety Code 33459 (also known as the Polanco Act). The remediation of the landfill is essential to protect public health and safety by mitigating the migration of contaminated materials off-site.

Project Number:
441-6725-XXXXX-73365

Department / Division
Successor Agency

Project Manager
Joaquin Wong

Council District: -1 -2 -3 -4 -5 -6 Citywide Outside City limits

Project Statistics: Origination Yr: 1995-96 Yr Amended: 2015-16 Changes from Prior Year: No Yes

Financial Requirements:

Funding Summary Total Proj Cost \$ **3,460,388** Total Funded \$ **3,460,388** Total Unfunded \$ **0**

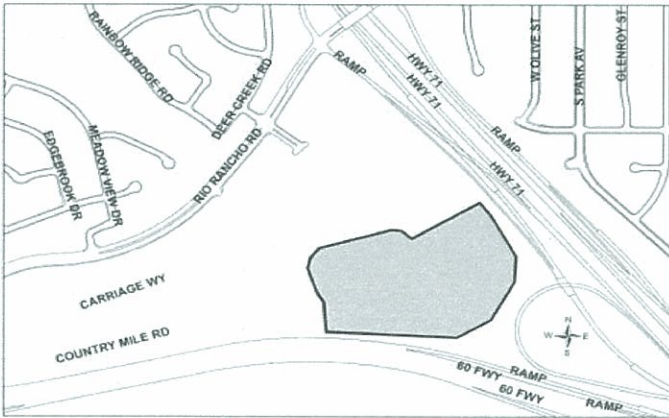
Impact on Future Operating Costs Minimal Increase Decrease Annual Amt \$ _____ Incr/Decr Charged to Fund # 315

Funding Allocation

Funding Source(s)	Restr Fund	YTD Costs as of 2/28/17	Remaining Budget	Fiscal 2017-18	Plan 2018-19	Plan 2019-20	Plan 2020-21	Plan Beyond 2021
Insurance Recovery	Y	160,000	-	-				
Redevelopment Agency (Prior)	Y	668,063	-	-				
Series "W" Bonds	N	943,802	1,688,523	-				
Total		1,771,865	1,688,523	-	-	-	-	-

Pending
Unfunded

Project Location



Phillips Ranch Landfill Remediation - Successor Agency



Phillips Ranch Landfill Remediation - Successor Agency

Partially Funded Projects



Capital Improvement Program Project Details

Project Title: **Financial Software Project**

Project Description: The City will upgrade and enhance the current software system to include new efficient features. The City will also purchase new specific software modules to replace and add new features to the City's Financial Software.

Project Number: 428-2590-XXXXX-71048
Department / Division Finance/Accounting
Project Manager Onyx Jones

Council District: -1 -2 -3 -4 -5 -6 Citywide Outside City limits

Project Statistics: Origination Yr: 2016-17 Yr Amended: 2017-18 Changes from Prior Year: No Yes

Financial Requirements:

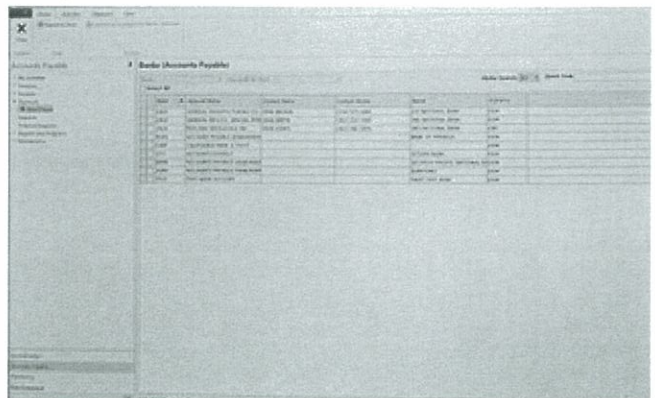
Funding Summary Total Project Cost \$ **1,949,350** Total Funded \$ **1,549,350** Unfunded \$ **400,000**

Impact on Future Operating Costs Minimal Increase Decrease Annual Amt \$ - Incr/Decr Charged to Fund # 101

Funding Allocation

Funding Source(s)	Restr Fund	YTD Costs as of 2/28/17	Remaining Budget	Fiscal 2017-18	Plan 2018-19	Plan 2019-20	Plan 2020-21	Plan Beyond 2021
Series "BG" Bonds (Formerly Series "AV")	N	-	749,350	-				
Sewer Fund	N	-	-	200,000				
Water Fund	N	-	-	600,000				
Total		-	749,350	800,000	-	-	-	-
Pending								
Unfunded					400,000			

Project Pictures



Unfunded Projects





No Projects
In This Section

