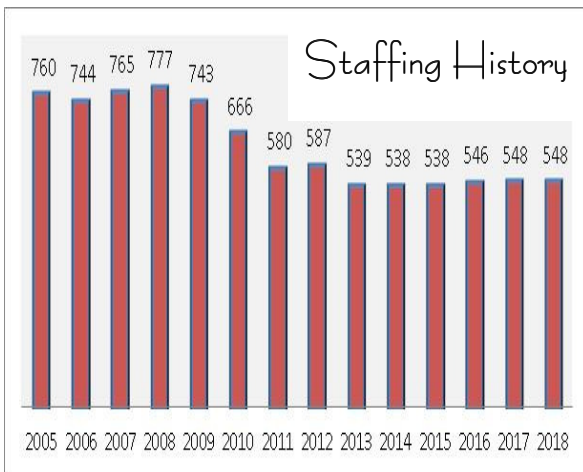
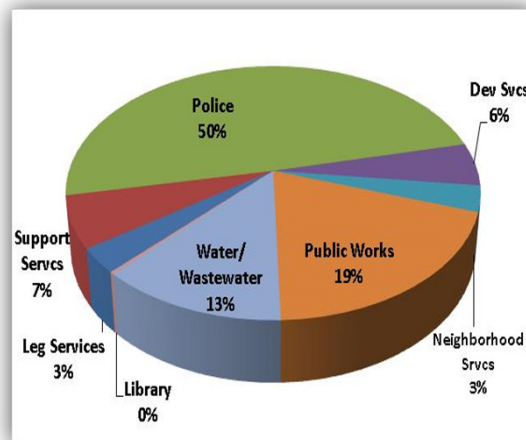


# Fiscal Year Comparison of Positions By Department

Department	Authorized	Authorized	Authorized	Authorized	Authorized	Adopted	2017-18	
	12-13	13-14	14-15	15-16	16-17	17-18	Funding	Other
Mayor & City Council	7	7	7	7	7	7	7.00	-
Administration	6	6	8	7	7	7	5.15	1.85
City Clerk	3	3	3	3	3	3	3.00	-
City Treasurer	1	1	1	1	1	1	-	-
City Attorney	2	2	2	2	2	2	1.90	0.10
Human Resources	7	7	6	7	7	7	4.35	2.65
Finance	23	23	22	23	23	31	15.66	15.34
Information Technology	2	2	3	3	3	3	-	3.00
Police	269	270	268	270	271	271	270.56	0.44
Community Development	38	-	-	-	-	-	-	-
Development Services	-	19	19	19	19	19	15.00	4.00
Neighborhood Services	-	21	28	28	29	29	7.28	21.72
Public Works	170	168	170	106	107	93	14.15	78.85
Water Resources	-	-	-	68	68	74	0.00	74.00
Community Services	9	7	-	-	-	-	-	-
Library	1.80	1.60	1.60	1.60	1.60	1.60	-	-
<b>Total Benefitted Staffing</b>	<b>538.80</b>	<b>537.60</b>	<b>538.60</b>	<b>545.60</b>	<b>548.60</b>	<b>548.60</b>	<b>344.05</b>	<b>201.95</b>



Positions by Department



# Authorized Staffing Change Reconciliation

Action Date	Department	FTE Net Change	Details
<b>2015-16 Authorized Staffing</b>		<b>545.60</b>	Adopted Staffing Levels at June 30, 2016
<b>2016-17 Authorized Changes</b>			
7-1-16	Administration	-	Reclass Youth & Family Services Mgr to Gov and Community Affairs Mgr
7-1-16	Police	1.00	Add (1) Police Div Coordinator position (\$0 cost due to hourly reduction)
7-1-16	Police	-	Reclass (1) Senior Jailer to Jail Supervisor
7-1-16	Development Svcs	-	Reclass (1) Dev & Neighborhood Svcs Director to Development Svcs Director
7-1-16	Neighborhood Svcs	-	Reclass (1) Neighborhood Services Manager to Neighborhood Svcs Director
7-1-16	Neighborhood Svcs	-	Reclass (1) Housing Grants Administrator to Housing Services Manager
7-1-16	Neighborhood Svcs	-	Reclass (1) Housing Authority Administrator to Housing Authority Manager
7-1-16	Neighborhood Svcs	-	Reclass (1) Housing Analyst to Housing Technician
7-1-16	Neighborhood Svcs	1.00	Add (1) Management Analyst
7-1-16	Water/Wastewater	-	Reclass (5) Water Utility Workers II to Water Utility Crew Leaders
7-1-16	Water/Wastewater	-	Reclass (1) Utility Engineering Associate to Senior Water Resources Engineer
10-17-16	Public Works	1.00	Add (1) Solid Waster Driver (HEART Team)
1-9-17	Public Works	-	Reclass (1) Fleet and Facilities Svcs Manager to Fleet Svcs Manager
1-9-17	Public Works	-	Reclass (1) Parks and Landscape Mgr. to Parks and Facilities Manager
2-6-17	Water/Wastewar	-	Reclass (1) Storekeeper to Water Utility Worker I/II
2-6-17	Water/ Wastewater	-	Reclass (1) Water Distribution Supervisor to Water /Wastewater Ops Mgr
<b>2016-17 Authorized Staffing</b>		<b>548.60</b>	Adopted Staffing Levels at February 6, 2017
<b>2017-18 Adopted Position Changes</b>			
	Finance	-	Reclass (1) Revenue Mgr to Finance Mgr (\$0 cost due to hourly reduction)
	Police	-	Reclass (1) Payroll Tech to Payroll Tech II (\$0 cost due to hourly reduction)
	Water Resources	-	Reclass (1) Administrative Assistant III to Sr Administrative Assistant
	Water Resources	-	Reclass (1) Program Assistant to Program Specialist
	Water Resources	-	Title Change (1) Water Wastewater Oper Director to Water Rescrs Director
	Water Resources	-	Title Change (1) Water Wastewater Oper Manager to Water Rescrs Ops Mgr
	Finance	-	Reclass (3) Account Technician I/II to Customer Service Specialist I/II
	Finance	-	Reclass (1) Senior Accounting Technician to Customer Service Specialist I/II
	Finance	-	Reclass (1) Senior Accounting Technician to Senior Customer ServSpecialist
	Finance	-	Reclass (1) Business License Specialist to Customer Service Specialist I/II
	Finance	-	Reclass (1) Revenue Services Supervisor to Revenue Operations Supervisor
	Finance	-	Reclass (3) Customer Service Repr I/II to Customer Service Specialist I/II
	Finance	-	Reclass (3) Senior Customer Service Repr to Senior Customer Serv Specialist
	Finance	-	Reclass (1) Lead Customer Service Repr to Senior Customer Service Specialist
	Finance	-	Reclass (1) Customer Service Supervisor to Revenue Operations Supervisor
<b>2017-18 Adopted Staffing</b>		<b>548.60</b>	Proposed Staffing Levels at July 1, 2017

# Authorized Staffing - Citywide

Position Title	Authorized 14-15	Authorized 15-16	Amended 16-17	Adopted 17-18	Monthly Salaries	
					Min \$	Max \$
<b>CITY COUNCIL</b>						
Councilperson	6	6	6	6	819	819
Mayor	1	1	1	1	1,638	1,638
<b>Total - CITY COUNCIL</b>	<b>7</b>	<b>7</b>	<b>7</b>	<b>7</b>		
<b>ADMINISTRATION</b>						
Administrative Assistant I / II / III	1	1	1	1	2,942	4,357
City Manager	1	1	1	1	19,321	19,321
Deputy City Manager	2	2	2	2	8,951	11,994
Executive Assistant	1	1	1	1	5,456	6,631
Senior Project Manager	1	1	1	1	7,156	8,699
Youth and Family Services Manager	1	1	-	-	6,173	7,500
Governmental and Community Affairs Mgr.	1	-	1	1	7,156	8,701
<b>Total - ADMINISTRATION</b>	<b>8</b>	<b>7</b>	<b>7</b>	<b>7</b>		
<b>CITY CLERK</b>						
City Clerk	1	1	1	1	7,591	10,171
Deputy City Clerk I / II	2	2	2	2	3,584	4,930
<b>Total - CITY CLERK</b>	<b>3</b>	<b>3</b>	<b>3</b>	<b>3</b>		
<b>CITY TREASURER</b>						
City Treasurer	1	1	1	1	-	-
<b>Total - CITY TREASURER</b>	<b>1</b>	<b>1</b>	<b>1</b>	<b>1</b>		
<b>CITY ATTORNEY</b>						
Administrative Assistant I / II / III	1	1	1	1	2,942	4,357
Legal Administrative Assistant	1	1	1	1	5,873	7,140
<b>Total - CITY ATTORNEY</b>	<b>2</b>	<b>2</b>	<b>2</b>	<b>2</b>		
<b>HUMAN RESOURCES</b>						
Human Resources Assistant	1	1	1	1	3,247	3,948
Human Resources Manager	1	1	1	1	8,300	10,090
Human Resources/Risk Mgmt Director	1	1	1	1	11,177	14,979
Human Resources Technician/Analyst	2	1	1	1	4,367	6,468
Risk Manager	1	1	1	1	8,300	10,090
Safety and Emergency Preparedness Office	-	1	1	1	6,172	7,499
Senior Human Resources Analyst	-	1	1	1	6,172	7,499
<b>Total - HUMAN RESOURCES</b>	<b>6</b>	<b>7</b>	<b>7</b>	<b>7</b>		

# Authorized Staffing - Citywide

Position Title	Authorized 14-15	Authorized 15-16	Amended 16-17	Adopted 17-18	Monthly Salaries	
					Min \$	Max \$
<b>FINANCE</b>					-	-
Accounting Technician I / II	4	5	5	2	2,869	3,852
Accounting Manager	-	1	1	1	8,300	10,090
Assistant Finance Director	1	-	-	-	9,164	11,138
Budget Officer	1	1	1	1	6,485	7,884
Business License Specialist	1	1	1	-	3,329	4,045
Customer Services Specialist I/II	-	-	-	8	3,015	4,045
Finance Director / City Treasurer	1	1	1	1	11,743	15,738
Finance Manager	-	-	-	1	8,300	10,090
Payroll Specialist	2	2	2	2	3,675	4,467
Payroll Supervisor	1	1	1	1	6,172	7,499
Principal Accountant	2	2	2	2	6,172	7,499
Purchasing Manager	1	1	1	1	6,815	8,281
Revenue Manager	1	1	1	-	7,156	8,701
Revenue Services Supervisor	1	1	1	-	5,592	6,795
Revenue Operations Supervisor	-	-	-	2	5,731	6,969
Senior Accountant	3	3	3	3	5,592	6,795
Senior Accounting Technician	2	2	2	-	3,675	4,467
Senior Customer Services Specialist	-	-	-	5	3,675	4,467
Senior Purchasing Technician	1	1	1	1	3,675	4,467
<b>Total - FINANCE</b>	<b>22</b>	<b>23</b>	<b>23</b>	<b>31</b>		
<b>INFORMATION TECHNOLOGY</b>					-	-
Database Administrator	1	1	1	1	6,815	8,281
Information Technology Director	1	1	1	1	8,732	11,701
Telecommunications Technician	1	1	1	1	3,329	4,045
<b>Total - INFORMATION TECHNOLOGY</b>	<b>3</b>	<b>3</b>	<b>3</b>	<b>3</b>		
<b>POLICE</b>						
<b>NON-SWORN</b>						
Accounting Technician I / II	1	1	1	1	2,869	3,852
Administrative Services Manager	1	1	1	1	6,484	7,880
Community Services Officer I / II	11	11	11	11	3,168	4,251
Crime Scene Investigator	3	3	3	3	4,941	6,007
Criminal Intelligence Coordinator	1	1	1	1	4,367	5,308
Jail Supervisor	-	-	1	1	5,065	6,156
Jailer	13	13	13	13	3,675	4,467
Management Analyst	1	1	1	1	4,941	6,007

# Authorized Staffing - Citywide

Position Title	Authorized	Authorized	Amended	Adopted	Monthly Salaries	
	14-15	15-16	16-17	17-18	Min \$	Max \$
Parking Enforcement Officer	4	4	4	4	2,869	3,488
Payroll Technician	1	1	1	-	3,015	3,666
Payroll Technician I/II	-	-	-	1	3,015	3,666
Police Building Facility Coordinator	1	1	1	1	4,941	6,007
Police Civilian Division Commander	1	1	1	1	8,300	10,090
Police Department Coordinator	2	2	2	2	4,055	4,930
Police Dispatch and Jail Services Mgr	1	1	1	1	6,814	8,280
Police Dispatch Shift Supervisor	6	6	6	6	5,456	6,628
Police Dispatcher I / II	17	17	17	17	3,675	4,930
Police Division Coordinator I / II / III	3	3	4	4	2,942	4,357
Police Records Manager	1	1	1	1	6,172	7,499
Police Records Shift Supervisor	2	2	2	2	4,260	5,179
Police Records Specialist I / II	15	15	15	15	3,015	4,045
Property & Evidence Technician	3	2	2	2	3,497	4,251
Rangemaster	1	1	1	1	4,478	5,441
Report Taker	-	2	2	2	4,055	4,930
Senior Communications Technician	2	2	2	2	5,456	6,628
Senior Jailer	5	5	4	4	4,260	5,179
Senior Parking Enforcement Officer	1	1	1	1	3,168	3,852
Senior Police Dispatcher	3	3	3	3	4,478	5,441
Senior Police Records Specialist	5	5	5	5	3,675	4,467
Senior Property & Evidence Technician	-	1	1	1	4,055	4,930
<b>Subtotal - Police - Non Sworn</b>	<b>105</b>	<b>107</b>	<b>108</b>	<b>108</b>		
<b>SWORN</b>						
Deputy Police Chief	1	1	1	1	10,745	13,122
Police Captain	2	2	2	2	10,233	12,497
Police Chief	1	1	1	1	13,581	18,200
Police Corporal	14	14	14	14	6,336	7,734
Police Investigator	21	21	21	21	6,450	7,873
Police Lieutenant	6	6	6	6	8,901	10,866
Police Officer	101	101	101	101	5,758	7,031
Police Sergeant	17	17	17	17	7,416	9,056
<b>Subtotal - Police - Sworn</b>	<b>163</b>	<b>163</b>	<b>163</b>	<b>163</b>		
<b>Total - POLICE</b>	<b>268</b>	<b>270</b>	<b>271</b>	<b>271</b>		

# Authorized Staffing - Citywide

Position Title	Authorized	Authorized	Amended	Adopted	Monthly Salaries	
	14-15	15-16	16-17	17-18	Min \$	Max \$
<b>NEIGHBORHOOD SERVICES</b>						
Administrative Assistant I / II / III	1	1	1	1	2,942	4,357
Community Services Manager	1	1	1	1	7,156	8,701
Facilities Custodian	1	1	1	1	2733.6	3319.08
Family Self Sufficiency Coordinator	1	1	1	1	5873.16	7141.02
Homeless Services Coordinator	1	1	1	1	5873.16	7141.02
Housing Analyst	2	2	1	1	4,982	6,007
Housing Authority Administrator	1	1	-	-	-	-
Housing Authority Manager	-	-	1	1	7,902	9,605
Housing Grants Administrator	1	1	-	-	-	-
Housing Grants Supervisor	1	1	1	1	6,484	7,880
Housing Inspector I / II	2	2	2	2	4,157	5,578
Housing Loan Coordinator I / II	2	2	2	2	4,055	5,441
Housing Services Manager	-	-	1	1	7,902	9,605
Housing Specialist I / II/ III	4	4	4	4	3,585	5,717
Housing Technician	2	2	3	3	3,675	4,467
Lead Facilities Custodian	1	1	1	1	3,168	3,852
Management Analyst	1	1	2	2	4,982	6,007
Neighborhood Services Director	-	-	1	1	10,380	13,910
Neighborhood Services Manager	1	1	-	-	-	-
Recreation Coordinator	1	1	1	1	4,478	5,441
Recreation Supervisor	2	2	2	2	5,455	6,629
Rehabilitation Specialist	2	2	2	2	4,825	5,860
<b>Total - NEIGHBORHOOD SVCS</b>	<b>28</b>	<b>28</b>	<b>29</b>	<b>29</b>	-	-
<b>DEVELOPMENT SERVICES</b>						
Administrative Clerk	1	1	1	1	2,802	3,404
Assistant Planner / Associate Planner	4	4	4	4	4,825	6,468
Code Compliance Inspector	7	7	7	7	4,367	5,308
Code Compliance Manager	1	1	1	1	5,592	6,795
Development Services Director	-	-	1	1	11,177	14,979
Development & Neighborhood Svc Director	1	1	-	-	11,177	14,979
Development Services Manager	1	1	1	1	9,164	11,138
Program Assistant	1	1	1	1	3,584	4,357
Program Specialist	1	1	1	1	4,157	5,054
Senior Code Compliance Inspector	1	1	1	1	4,825	5,860
Senior Planner	1	1	1	1	6,172	7,499
<b>Total - DEVELOP SVCS</b>	<b>19</b>	<b>19</b>	<b>19</b>	<b>19</b>	-	-

## Authorized Staffing - Citywide

Position Title	Authorized	Authorized	Amended	Adopted	Monthly Salaries	
	14-15	15-16	16-17	17-18	Min \$	Max \$
PUBLIC WORKS						
Accounting Technician I / II	1	1	1	1	2,869	3,841
Administrative Assistant I / II / III	3	3	3	3	2,942	4,357
Administrative Clerk	1	1	1	1	2,802	3,404
City Engineer	1	1	1	1	10,625	12,917
Contracts Coordinator	1	1	1	1	5,873	7,140
Customer Service Representative I / II	3	3	3	-	2,942	3,948
Customer Service Supervisor	1	1	1	-	5,319	6,468
Deputy Public Works Director	1	1	1	1	10,112	12,295
Engineering Assistant / Associate	4	4	4	4	5,592	7,499
Engineering Technician	2	2	2	2	4,588	5,579
Environmental Programs Supervisor	1	1	1	-	6,172	7,499
Equipment Mechanic	3	3	3	3	3,860	4,693
Facilities Maintenance Supervisor	1	1	1	1	5,456	6,628
Facilities Maintenance Technician	1	1	1	1	4,055	4,930
Fleet Services Manager	-	-	1	1	7,156	8,701
Fleet and Facilities Services Manager	1	1	-	-	7,156	8,701
Fleet Services Supervisor	1	1	1	1	5,456	6,628
Graffiti Removal Worker	6	6	6	6	2,802	3,404
Heavy Equipment Mechanic	5	6	6	6	4,260	5,179
Lead Customer Service Representative	1	1	1	-	4,157	5,054
Lead Equipment Mechanic	1	1	1	1	4,941	6,007
Lead Facility Maint Technician	2	2	2	2	4,702	5,717
Lead Graffiti Removal Worker	1	1	1	1	3,247	3,948
Lead Meter Technician	1	1	1	-	4,157	5,054
Meter Technician	3	3	3	-	3,584	4,357
Paint and Sign Technician I / II	2	2	2	2	3,092	4,148
Parks and Facilities Manager	-	-	1	1	7,156	8,701
Parks and Landscape Manager	1	1	-	-	7,156	8,701
Parks Maintenance Specialist	1	1	1	1	3,766	4,577
Program Assistant	5	2	2	1	3,584	4,357
Program Specialist	1	1	1	1	4,157	5,054
Public Services Crew Leader	3	3	3	3	3,766	4,577
Public Services Specialist	1	1	1	1	3,766	4,577
Public Services Supervisor	1	1	1	1	5,873	7,140
Public Services Maintenance Worker I / II	9	9	9	9	2,942	3,948
Public Works Director	1	1	1	1	10,380	13,910
Public Works Inspector	3	-	-	-	-	-
Public Works Inspector I/II	-	3	3	3	4,825	6,468
Senior Administrative Assistant	1	1	1	1	4,055	4,930
Senior Civil Engineer	2	2	2	2	8,298	10,089


## Authorized Staffing - Citywide

Position Title	Authorized	Authorized	Amended	Adopted	Monthly Salaries	
	14-15	15-16	16-17	17-18	Min \$	Max \$
Senior Customer Service Representative	3	3	3	-	-	-
Senior Management Analyst	3	2	2	2	5,873	7,140
Senior Utility System Technician	1	-	-	-	6,325	7,688
Senior Water Resources Engineer	1	-	-	-	8,298	10,089
Signal & Lighting Technician	3	3	3	3	4,478	5,441
Solid Waste Driver	17	18	19	19	3,675	4,467
Solid Waste Supervisor	2	2	2	2	5,456	6,628
Senior Storekeeper	1	-	-	-	3,675	4,467
Storekeeper	2	1	1	1	3,168	3,852
Streets & Solid Waste Svcs Manager	1	1	1	1	7,902	9,605
Supervising Water Resources Engineer	1	-	-	-	9,628	11,699
Traffic Operations Crew Chief	1	1	1	1	5,319	6,468
Utility Engineering Assistant/Associate	1	-	-	-	5,873	7,880
Utility System Technician	1	-	-	-	5,731	6,968
Wastewater Collection Sys Crew Chief	1	-	-	-	6,325	7,688
Wastewater Collection System Supvr	1	-	-	-	7,336	8,916
Wastewater Maint Technician I/II/III	7	-	-	-	3,497	5,441
Water & Wastewater Operations Manager	1	-	-	-	10,625	12,917
Water Distribution Supervisor	1	-	-	-	7,336	8,916
Water Operations Crew Chief	5	-	-	-	6,325	7,688
Water Production Supervisor	1	-	-	-	7,336	8,916
Water Quality Control Technicians I/II/III	2	-	-	-	4,588	7,140
Water System Operator I/II/III	3	-	-	-	4,055	6,310
Water Treatment and Quality Crew Chief	2	-	-	-	6,325	7,688
Water Treatment and Quality Supervisor	1	-	-	-	7,336	8,916
Water Treatment Plant Operator I/II/III	5	-	-	-	4,260	6,628
Water Utility Crew Leader	3	-	-	-	4,478	5,441
Water Utility Worker I / II	21	-	-	-	3,497	4,693
Welder/Fabricator	1	-	-	-	4,941	6,007
<b>Total - PUBLIC WORKS</b>	<b>170</b>	<b>106</b>	<b>107</b>	<b>93</b>		



# Authorized Staffing - Citywide

Position Title	Authorized	Authorized	Amended	Adopted	Monthly Salaries	
	14-15	15-16	16-17	17-18	Min \$	Max \$
<b>WATER RESOURCES</b>						
Administrative Assistant I / II / III	-	1	1	-	2,942	4,357
Environmental Programs Supervisor	-	-	-	1	6,172	7,499
Lead Meter Technician	-	-	-	1	4,157	5,054
Meter Technician	-	-	-	3	3,584	4,357
Program Assistant	-	2	2	2	3,584	4,357
Program Specialist	-	-	-	1	4,157	5,054
Public Services Maintenance Worker I / II	-	2	2	2	2,942	3,948
Senior Administrative Assistant	-	-	-	1	4,055	4,930
Senior Management Analyst	-	1	1	1	5,873	7,140
Senior Storekeeper	-	1	1	1	3,675	4,467
Senior Utility System Technician	-	1	1	1	6,325	7,688
Senior Water Resources Engineer	-	1	2	2	8,298	10,089
Storekeeper	-	1	-	-	3,168	3,852
Supervising Water Resources Engineer	-	1	1	1	9,628	11,699
Utility Engineering Assistant/Associate	-	1	-	-	5,873	7,880
Utility System Technician	-	1	1	1	5,731	6,968
Wastewater Collection Sys Crew Chief	-	1	1	1	6,325	7,688
Wastewater Collection System Supvr	-	1	1	1	7,336	8,916
Wastewater Maint Technician I/II/III	-	7	7	7	3,497	5,441
Water Resources Director	-	-	-	1	10,380	13,910
Water Resources Operations Manager	-	-	-	1	-	-
Water & Wastewater Operations Director	-	1	1	-	10,380	13,910
Water & Wastewater Operations Manager	-	-	1	-	-	-
Water Distribution Supervisor	-	1	-	-	7,336	8,916
Water Operations Crew Chief	-	5	5	5	6,325	7,688
Water Production Supervisor	-	1	1	1	7,336	8,916
Water Quality Control Technicians I/II/III	-	2	2	2	4,588	7,140
Water System Operator I/II/III	-	3	3	3	4,055	6,310
Water Treatment and Quality Crew Chief	-	2	2	2	6,325	7,688
Water Treatment and Quality Supervisor	-	1	1	1	7,336	8,916
Water Treatment Plant Operator I/II/III	-	5	5	5	4,260	6,628
Water Utility Crew Leader	-	3	8	8	4,478	5,441
Water Utility Worker I / II	-	21	17	17	3,497	4,693
Welder/Fabricator	-	1	1	1	4,941	6,007
<b>Total - WATER RESOURCES</b>	-	<b>68</b>	<b>68</b>	<b>74</b>		
<b>LIBRARY</b>						
Librarian I / II	0.60	0.60	0.60	0.60	4,157	5,579
Library Services Manager	1.00	1.00	1.00	1.00	6,815	8,281
<b>Total - LIBRARY</b>	<b>1.6</b>	<b>1.6</b>	<b>1.6</b>	<b>1.6</b>		
<b>TOTAL - ALL BENEFITTED POSITIONS</b>	<b>538.60</b>	<b>545.60</b>	<b>548.60</b>	<b>548.60</b>		



*This Page Intentionally Left Blank*

