




# ANIMAL PREPAREDNESS

## Small Animals

- **Sheltering:** Before the emergency, make arrangements to shelter your animals at two different locations far apart from each other.
- **Collar:** Be sure all dogs and cats are wearing collars with securely fastened current identification, including your telephone phone number and address.
- **Training:** Train both dogs and cats to feel comfortable entering and remaining in a crate for fast transportation during a disaster.
- **Outdoor Pets:** Always bring pets indoors at the first sign or warning of a storm or disaster. Pets can become disoriented and wander away from home in a crisis.
- **Service Animals:** A service animal is any dog that is individually trained to perform tasks for the benefit of an individual with a disability.
- **Pet Kit and Storage:** Keep emergency pet leashes that are clearly labeled in an accessible place and store them in a sturdy container that can be carried easily (duffle bag, covered trash containers, etc.).

## Supplies



- Name tags and phone numbers for collars and harnesses.
- Leashes, harnesses, gloves, and carriers to transport pets safely and securely.
- Current photo of your pets in case they get lost.
- Supplies like bowls, cat litter and pans, manual can opener, foil or plastic lids for cans.
- 3-10-day supply of medications. Medical records stored in a waterproof container.
- Keep information on feeding schedules, medical conditions, behavior problems, and the name and number of your vet in case you have to board your pets.
- First aid (including large/ small bandages with elastic tape, scissors, tweezers, Q-tips, antibiotic ointment, saline eyewash, and hydrogen peroxide).
- Water and food for 3-10 days.