

Traffic Projects



Five Year Capital Improvement Program

	Page #	Expended as of 2/29/24	Remaining Budget	Adopted 2024/25
Traffic				
~ Funded Projects ~				
Pomona Safety Action Plan	1	-	400,000	100,000
Public Safety Improvements - District 2	2	3,439	20,561	-
Speed Radar Feedback Signs - San Antonio Avenue	3	15,164	20,836	-
Streetlights - Reservoir Street between County Road to 60 Freeway	4	-	-	152,000
Streetlights - Reservoir Street between Olive Street to County Road	5	-	-	353,000
Traffic Signal - Countdown Pedestrian Heads	6	135,442	239,558	-
Traffic Signal Improvement - McKinley Avenue and Canyon Way	7	24,594	575,406	-
Traffic Signal Improvements - Towne & Philadelphia and Garey & Philadelphia	8	777,967	205,569	-
Traffic Signal Modification Project - Towne Avenue and Bonita Avenue	9	51,718	748,282	-
Vehicle Detection Technology Enhancements	10	-	-	93,575
Subtotals:		1,008,324	2,210,212	698,575
~ Partially Funded Projects ~				
Bike Path - San Jose Creek	11	467,215	1,306,155	-
Engineering and Traffic Survey - Citywide	12	173,093	51,907	-
Enhanced Traffic Signage Replacement Program - Citywide	13	-	3,500	6,500
Pomona LA-2028	14	-	-	800,000
Streetlights - Citywide (CDBG) (FY 22-23 to FY 24-25)	15	1,762	235,901	295,539
Sustainable Transportation Infrastructure for Pomona East End Village Project	16	1,051	88,949	565,850
Traffic Operations - Communication Upgrades II	17	32,261	471,319	-
Traffic Signal Controller Cabinet Replacement - Citywide	18	79,344	420,656	-
Traffic Signal - Fairplex Drive & Arroyo Drive	19	-	50,000	-
Traffic Signal Improvements - Battery Backup System	20	23,771	492,229	-
Traffic Signal Pole Replacement - Citywide	21	8,894	441,106	-
Transit Improvement Program - Gold Line	22	241,367	2,291,264	-
TSSP Project	23	191,005	663,995	344,873
Subtotals:		1,219,763	6,516,981	2,012,762
~ Unfunded Projects ~				
Crosswalk Enhancements	-	-	-	-
Reflective Street Name Signs - Replacement	-	-	-	-
Street Lighting - Citywide	-	-	-	-
Streetlights - Reservoir Street between Holt Avenue to Railroad overpass	-	-	-	-
Streetlights - Reservoir Street between Railroad overpass to Third Street	-	-	-	-
Streetlights - Reservoir Street between Third Street to Mission Boulevard	-	-	-	-
Streetlights - Reservoir Street between Mission Boulevard to Seventh Street	-	-	-	-
Streetlights - Reservoir Street between Seventh Street to Ninth Street	-	-	-	-
Streetlights - Reservoir Street between Ninth Street to Transit Avenue	-	-	-	-
Streetlights - Reservoir Street between Transit Avenue to Grand Avenue	-	-	-	-
Streetlights - Reservoir Street between Grand Avenue to Phillips Boulevard	-	-	-	-
Streetlights - Reservoir Street between Phillips Boulevard to Franklin Avenue	-	-	-	-
Streetlights - Reservoir Street between Franklin Avenue to Lexington Avenue	-	-	-	-
Streetlights - Reservoir Street between Lexington Avenue to Philadelphia Street	-	-	-	-
Streetlights - Reservoir Street between Philadelphia Street to Olive Street	-	-	-	-
Streetlights - Reservoir Street between 60 Freeway to Walnut Avenue	-	-	-	-
Streetlights - Reservoir Street between Walnut Avenue to Railroad Crossing	-	-	-	-
Streetlights - Reservoir Street between Railroad Crossing to Riverside Drive	-	-	-	-
Streetlights - Rock Crest Lane	-	-	-	-
Traffic Signal Improvements - Conduit Replacements	-	-	-	-
Traffic Signal Modifications - Garey Avenue (McKinley Ave/10 Fwy WB-On Ramps)	-	-	-	-
Traffic Signal - Roselawn Avenue and Humane Way	-	-	-	-
Subtotals:		-	-	-
Traffic Category Totals:		2,228,087	8,727,193	2,711,337

Five Year Capital Improvement Program

Plan 2025/26	Plan 2026/27	Plan 2027/28	Plan Beyond 2028	Total Project Cost	Impact to Future Operating	Project Number
-	-	-	-	500,000	Minimal	68590
-	-	-	-	24,000	Minimal	68584
-	-	-	-	36,000	Minimal	68586
-	-	-	-	152,000	Minimal	68594
-	-	-	-	353,000	Minimal	68591
-	-	-	-	375,000	Minimal	68563
-	-	-	-	600,000	Minimal	68587
-	-	-	-	983,536	Minimal	68549
-	-	-	-	800,000	1,500	68580
-	-	-	-	93,575	Minimal	68595
-	-	-	-	3,917,111		
7,886,757	-	-	-	9,660,127	Minimal	58072
24,852	-	-	-	249,852	Minimal	68567
17,000	-	-	-	27,000	Minimal	68588
6,500,000	13,700,000	-	-	21,000,000	Minimal	68589
685,899	685,899	-	-	1,905,000	Minimal	64777
1,000	-	-	-	656,850	Minimal	68583
146,420	-	-	-	650,000	Minimal	68581
-	-	-	3,161,000	3,661,000	Minimal	68578
150,000	150,000	150,000	100,000	600,000	1,200	68564
-	-	366,000	-	882,000	Minimal	68554
-	-	-	3,157,000	3,607,000	Minimal	68579
-	-	-	4,467,369	7,000,000	Minimal	68559
98,971	-	-	-	1,298,844	Minimal	76026
15,510,899	14,535,899	516,000	10,885,369	51,197,673		
10,000	10,000	10,000	20,000	50,000	Minimal	Unassigned
180,000	130,000	130,000	130,000	570,000	Minimal	Unassigned
80,000	80,000	80,000	-	240,000	Minimal	Unassigned
-	-	151,000	200,000	351,000	Minimal	Unassigned
-	-	100,000	130,000	230,000	Minimal	Unassigned
-	66,000	150,000	-	216,000	Minimal	Unassigned
-	50,000	160,000	-	210,000	Minimal	Unassigned
-	-	48,000	130,000	178,000	Minimal	Unassigned
-	-	54,000	140,000	194,000	Minimal	Unassigned
-	53,000	100,000	70,000	223,000	Minimal	Unassigned
22,000	50,000	100,000	200,000	372,000	Minimal	Unassigned
-	-	80,000	300,000	380,000	Minimal	Unassigned
-	-	108,000	250,000	358,000	Minimal	Unassigned
-	34,000	100,000	200,000	334,000	Minimal	Unassigned
-	-	94,000	300,000	394,000	Minimal	Unassigned
-	-	50,000	84,000	134,000	Minimal	Unassigned
-	16,000	30,000	100,000	146,000	Minimal	Unassigned
-	-	136,000	300,000	436,000	Minimal	Unassigned
54,300	50,000	150,000	40,000	294,300	Minimal	Unassigned
-	-	-	3,114,000	3,114,000	Minimal	Unassigned
275,000	-	-	-	275,000	Minimal	68550
-	-	-	600,000	600,000	Minimal	Unassigned
621,300	539,000	1,831,000	6,308,000	9,299,300		
16,132,199	15,074,899	2,347,000	17,193,369	64,414,084		

This page intentionally left blank

Funded Projects

Capital Improvement Program Project Details

Project Title: **Pomona Safety Action Plan**

Project Description: Develop the Pomona Safety Action Plan to identify significant roadway concerns, promote equity, enhance safety impact, and prioritize future projects with cost effective strategies for improvements.

Project Number:
428-2590-XXXX-68590

Department / Division
Public Works / Trans & Dev

Project Manager
Ron Chan

Council District: - 1 - 2 - 3 - 4 - 5 - 6 Citywide Outside City limits

Project Statistics: Origination Yr: 2023-24 Yr Amended: 2024-25 Changes from Prior Year: No Yes

Financial Requirements:

Funding Summary Total Proj Cost \$ **500,000** Total Funded \$ **500,000** Total Unfunded \$ **0**

Impact on Future Operating Costs Minimal Increase Decrease Annual Amt \$ - Incr/Decr Charged to Fund # 101

Funding Allocation

Funding Source(s)	Restr Fund	YTD Costs as of 2/29/24	Remaining Budget	Fiscal 2024-25	Plan 2025-26	Plan 2026-27	Plan 2027-28	Plan Beyond 2028
Measure R Fund	N	-	-	100,000				
SS4A Grant Funds	N	-	400,000	-				
Total		-	400,000	100,000	-	-	-	-

Pending
Unfunded

Project Location



Capital Improvement Program Project Details

Project Title: **Public Safety Improvements - District 2**

Project Description: This project will provide for the construction of public safety improvements within District 2. Improvements include installing crosswalks on all four approaches at the intersection of Commercial Street and Park Avenue, installing new streetlight concrete standard with luminaire at the southwest corner of Fremont Street and Catalina Drive, and installing a utility light on the existing utility pole along the south side of Fremont Street near Catalina Drive.
 The Project is located in a Qualified Census Tract and pedestrian safety features like crosswalks and streetlights can promote improved health and safety outcomes, as the project increases access to healthy foods and parks. These respond to the pre-existing disparities that contributed to the COVID disproportionate impacts on low-income communities.

Project Number: 428-2590-XXXXX-68584
Department / Division Public Works
Project Manager Ron Chan

Council District: - 1 - 2 - 3 - 4 - 5 - 6 Citywide Outside City limits

Project Statistics: Origination Yr: 2022-23 Yr Amended: 2023-24 Changes from Prior Year: No Yes

Financial Requirements:

Funding Summary Total Proj Cost \$ **24,000** Total Funded \$ **24,000** Total Unfunded \$ **0**


Impact on Future Operating Costs Minimal Increase Decrease Annual Amt \$ - Incr/Decr Charged to Fund # 208

Funding Allocation

Funding Source(s)	Restr Fund	YTD Costs as of 2/29/24	Remaining Budget	Fiscal 2024-25	Plan 2025-26	Plan 2026-27	Plan 2027-28	Plan Beyond 2028
American Rescue Plan (ARP) (D2) Fund	Y	3,439	20,561	-				
Total		3,439	20,561	-	-	-	-	-

Pending SS4A Grant Funds								
Unfunded								

Project Location



Capital Improvement Program Project Details

Project Title: **Speed Radar Feedback Signs - San Antonio Avenue**

Project Description: This project will purchase two radar feedback signs to help address speeding concerns along San Antonio Avenue. The radar feedback signs will help alert and bring awareness to speeders. San Antonio Avenue is a north south arterial street with multiple schools. Reducing speed on San Antonio Avenue will benefit the residents and students walking and/or biking to school, facilitating health and wellness with the use of ARP funds.

Phase 2: Lincoln Avenue between Mills Avenue and Beckford Street.

(Description Revised FY 24-25)

Project Number: 428-2590-XXXX-68586
Department / Division Public Works
Project Manager Ron Chan

Council District: - 1 - 2 - 3 - 4 - 5 - 6 Citywide Outside City limits

Project Statistics: Origination Yr: 2023-24 Yr Amended: 2024-25 Changes from Prior Year: No Yes

Financial Requirements:

Funding Summary Total Proj Cost \$ **36,000** Total Funded \$ **36,000** Total Unfunded \$ **0**

Impact on Future Operating Costs Minimal Increase Decrease Annual Amt \$ _____ - Incr/Decr Charged to Fund # 208

Funding Allocation

Funding Source(s)	Restr Fund	YTD Costs as of 2/29/24	Remaining Budget	Fiscal 2024-25	Plan 2025-26	Plan 2026-27	Plan 2027-28	Plan Beyond 2028
American Rescue Plan (ARP) (D4) Fund	Y	15,164	20,836	-				
Total		15,164	20,836	-	-	-	-	-
Pending								
Unfunded								

Project Location



Capital Improvement Program Project Details

Project Title: **Streetlights - Reservoir Street between County Road to 60 Freeway**

Project Description: This project will provide for installation of streetlights on Reservoir Street.	Project Number: 428-2590-XXXXX-68594
Department / Division Public Works	
Project Manager Ron Chan	

Council District:
 - 1
 - 2
 - 3
 - 4
 - 5
 - 6
 Citywide
 Outside City limits

Project Statistics: Origination Yr: 2024-25 Yr Amended: N/A Changes from Prior Year: No Yes

Financial Requirements:

Funding Summary Total Proj Cost \$ **152,000** Total Funded \$ **152,000** Total Unfunded \$ **0**

Impact on Future Operating Costs Minimal Increase Decrease Annual Amt \$ _____ - Incr/Decr Charged to Fund # 208

Funding Allocation

Funding Source(s)	Restr Fund	YTD Costs as of 2/29/24	Remaining Budget	Fiscal 2024-25	Plan 2025-26	Plan 2026-27	Plan 2027-28	Plan Beyond 2028
Measure M Fund	N	-	-	152,000				
Total		-	-	152,000	-	-	-	-
Pending								
Unfunded								

Project Location



Capital Improvement Program Project Details

Project Title: **Streetlights - Reservoir Street between Olive Street to County Road**

Project Description: This project will provide for installation of streetlights on Reservoir Street.	Project Number: 428-2590-XXXXX-68591
Department / Division <p style="text-align: center;">Public Works</p>	
Project Manager <p style="text-align: center;">Ron Chan</p>	

Council District: - 1 - 2 - 3 - 4 - 5 - 6 Citywide Outside City limits

Project Statistics: Origination Yr: 2024-25 Yr Amended: N/A Changes from Prior Year: No Yes

Financial Requirements:

Funding Summary Total Proj Cost \$ **353,000** Total Funded \$ **353,000** Total Unfunded \$ **0**

Impact on Future Operating Costs Minimal Increase Decrease Annual Amt \$ _____ - Incr/Decr Charged to Fund # 208

Funding Allocation

Funding Source(s)	Restr Fund	YTD Costs as of 2/29/24	Remaining Budget	Fiscal 2024-25	Plan 2025-26	Plan 2026-27	Plan 2027-28	Plan Beyond 2028
Measure M Fund	N	-	-	353,000				
Total		-	-	353,000	-	-	-	-

Pending							
Unfunded							

Project Location



Capital Improvement Program Project Details

Project Title: **Traffic Signal - Countdown Pedestrian Heads**

Project Description: This project will upgrade all existing pedestrian indications for City-owned traffic signals. The existing pedestrian indications will be replaced with LED countdown pedestrian indications.

Project Number:
428-2590-XXXXX-68563

Department / Division
PW/Trans & Dev

Project Manager
Ron Chan

Council District: - 1 - 2 - 3 - 4 - 5 - 6 Citywide Outside City limits

Project Statistics: Origination Yr: **2019-20** Yr Amended: **2022-23** Changes from Prior Year: No Yes

Financial Requirements:

Funding Summary Total Proj Cost \$ **375,000** Total Funded \$ **375,000** Total Unfunded \$ **0**

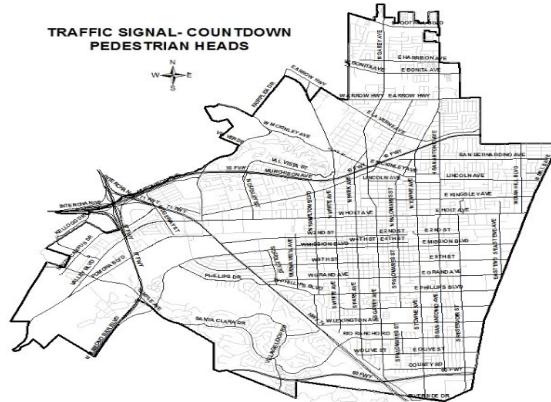
Impact on Future Operating Costs Minimal Increase Decrease Annual Amt \$ **-** Incr/Decr Charged to Fund # **208**

Funding Allocation

Funding Source(s)	Restr Fund	YTD Costs as of 2/29/24	Remaining Budget	Fiscal 2024-25	Plan 2025-26	Plan 2026-27	Plan 2027-28	Plan Beyond 2028
HSIP Grant Fund	Y	126,689	123,311	-				
Measure M Fund	N	1,479	48,521	-				
Measure R Fund	N	-	25,000	-				
Prop C Fund	N	7,274	42,726	-				
Total		135,442	239,558	-	-	-	-	-

Pending Unfunded

Project Location



Capital Improvement Program Project Details

Project Title: **Traffic Signal Improvement - McKinley Avenue and Canyon Way**

Project Description: This project will construct a new traffic signal and crosswalk improvements at the intersection of McKinley Avenue and Canyon Way. The Fairplex Mitigation Advisory Committee recommended its installation as a means of mitigating traffic impacts resulting from large events at the Fairplex.

Project Number:
428-2590-XXXXX-68587

Department / Division
Public Works

Project Manager
Ron Chan

Council District: - 1 - 2 - 3 - 4 - 5 - 6 Citywide Outside City limits

Project Statistics: Origination Yr: 2023-24 Yr Amended: N/A Changes from Prior Year: No Yes

Financial Requirements:

Funding Summary Total Proj Cost \$ **600,000** Total Funded \$ **600,000** Total Unfunded \$ **0**

Impact on Future Operating Costs Minimal Increase Decrease Annual Amt \$ _____ Incr/Decr Charged to Fund # 208

Funding Allocation

Funding Source(s)	Restr Fund	YTD Costs as of 2/29/24	Remaining Budget	Fiscal 2024-25	Plan 2025-26	Plan 2026-27	Plan 2027-28	Plan Beyond 2028
Fairplex Mitigation Fund	Y	24,594	575,406	-				
Total		24,594	575,406	-	-	-	-	-
Pending								
Unfunded								

Project Location



Capital Improvement Program Project Details

Project Title: **Traffic Signal Improvements - Towne Avenue & Philadelphia Street and Garey Avenue & Philadelphia Street**

Project Description: Phase I of this project consists of preparing engineering design plans for the installation of left-turn phasing for all directions, including the rewiring of the intersection with new conductor cables, controller, service cabinet, a video detection system and pedestrian countdown display. This project is to prepare the plans, specifications and estimates that will result in a shovel-ready project, for Towne Avenue and Philadelphia Street.

Phase II: Prepare engineering design plans for the installation of left-turn phasing for east/west directions at Garey Avenue and Philadelphia Street. Construction of project consists of installing left turn phasing (arrows) for east/west directions for Garey Avenue & Philadelphia Street and all directions for Towne Avenue & Philadelphia Street. This project will rewire the intersections with new conductor cables, replacing controllers, service cabinets, video detection systems and pedestrian countdown displays.

(Description changed FY 17-18)

Project Number: 428-2590-XXXX-68549
Department / Division PW/Trans & Dev
Project Manager Ron Chan

Council District: - 1 - 2 - 3 - 4 - 5 - 6 Citywide Outside City limits

Project Statistics: Origination Yr: 2013-14 Yr Amended: 2021-22 Changes from Prior Year: No Yes

Financial Requirements:

Funding Summary Total Proj Cost \$ **983,536** Total Funded \$ **983,536** Total Unfunded \$ **0**

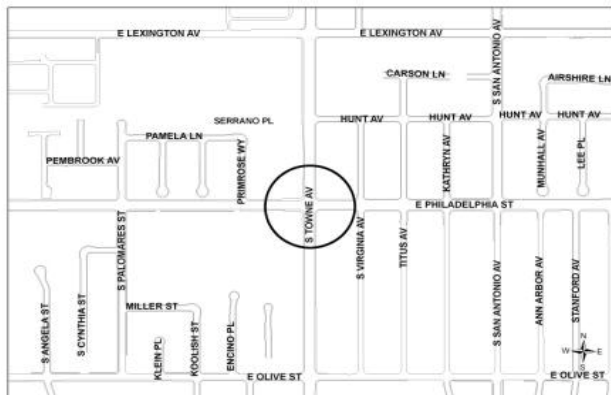
Impact on Future Operating Costs Minimal Increase Decrease Annual Amt \$ - Incr/Decr Charged to Fund # 208

Funding Allocation

Funding Source(s)	Restr Fund	YTD Costs as of 2/29/24	Remaining Budget	Fiscal 2024-25	Plan 2025-26	Plan 2026-27	Plan 2027-28	Plan Beyond 2028
Fair Share Fee	Y	-	1,400	-				
General Fund	Y	17,000	-	-				
HSIP Grant Fund	Y	564,195	98,405	-				
Measure M Fund	N	150,000	-	-				
Measure R Fund	N	3,772	105,764	-				
Prop C Fund	N	43,000	-	-				
Total		777,967	205,569	-	-	-	-	-

Pending Unfunded

Project Location



Traffic Signal Improvements - Towne Avenue and Philadelphia Street

Project Area



Traffic Signal Improvements - Towne Avenue and Philadelphia Street

Capital Improvement Program Project Details

Project Title: **Traffic Signal Modification Project - Towne Avenue and Bonita Avenue**

Project Description: This project consists of the design and modification of traffic signal to add protected left turn signals for all approaches. The improvements will upgrade poles, underground infrastructures, detection, controller cabinet, and existing equipment to meet current design standards.

Project Number: 428-2590-XXXX-68580
Department / Division Public Works
Project Manager Ron Chan

Council District: - 1 - 2 - 3 - 4 - 5 - 6 Citywide Outside City limits

Project Statistics: Origination Yr: 2022-23 Yr Amended: 2023-24 Changes from Prior Year: No Yes

Financial Requirements:

Funding Summary Total Proj Cost \$ **800,000** Total Funded \$ **800,000** Total Unfunded \$ **0**

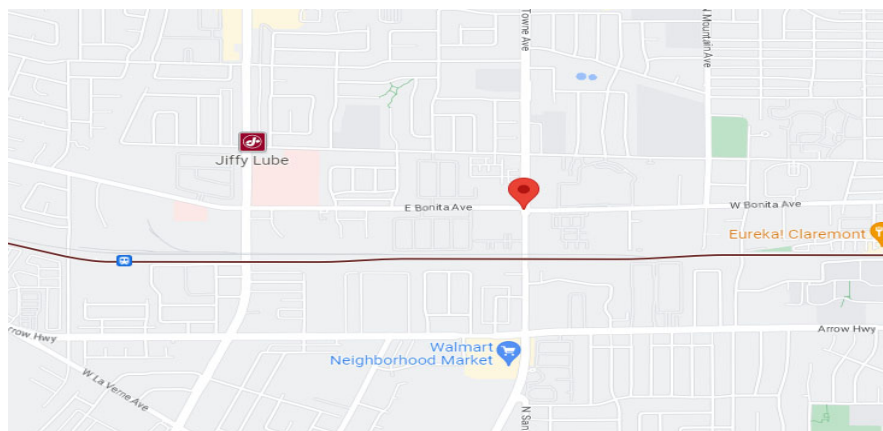
Impact on Future Operating Costs Minimal Increase Decrease Annual Amt \$ 1,500 Incr/Decr Charged to Fund # 208

Funding Allocation

Funding Source(s)	Restr Fund	YTD Costs as of 2/29/24	Remaining Budget	Fiscal 2024-25	Plan 2025-26	Plan 2026-27	Plan 2027-28	Plan Beyond 2028
General Fund	N	1,718	748,282	-				
Measure M Fund	N	50,000	-	-				
Total		51,718	748,282	-	-	-	-	-

Pending						
Unfunded				-		

Project Location



Capital Improvement Program Project Details

Project Title: **Vehicle Detection Technology Enhancements**

Project Description: The project will install newer detection system at the following two intersections, Phillips Ranch Rd./Village Loop Rd. and Rancho Valley/Rio Rancho Rd., to enhance vehicle detection systems.

Project Number:
428-2590-XXXXX-68595

Department / Division
Public Works

Project Manager
Ron Chan

Council District: - 1 - 2 - 3 - 4 - 5 - 6 Citywide Outside City limits

Project Statistics: Origination Yr: 2024-25 Yr Amended: N/A Changes from Prior Year: No Yes

Financial Requirements:

Funding Summary Total Proj Cost \$ **93,575** Total Funded \$ **0** Total Unfunded \$ **93,575**

Impact on Future Operating Costs Minimal Increase Decrease Annual Amt \$ - Incr/Decr Charged to Fund # 208

Funding Allocation

Funding Source(s)	Restr Fund	YTD Costs as of 2/29/24	Remaining Budget	Fiscal 2024-25	Plan 2025-26	Plan 2026-27	Plan 2027-28	Plan Beyond 2028
Fair Share Fees	Y	-	-	8,267				
Ser "AL/AM (AD294)" Auto Center Assessment District Bond Fund Proceeds	Y	-	-	3,604				
Series "BI (W)" Bond Proceeds	Y	-	-	81,704				
Total		-	-	93,575	-	-	-	-

Pending
Unfunded

Project Location



This page intentionally left blank

Partially Funded Projects

Capital Improvement Program Project Details

Project Title: ***Bike Path - San Jose Creek***

Project Description: This project is for the development of a bicycle path along the San Jose Creek from a point between the westerly City limits and Temple Avenue to I-10. Current project budget is to support coordination with Los Angeles County Flood Control and San Gabriel Valley Council of Governments for grants, and design coordination.

SGVCOG is administering a \$1.5M subregional Measure M grant for design of this project .

(Description changed FY 19-20)

Project Number: 428-2590-XXXXX-58072
Department / Division PW/Engineering
Project Manager Arnold Dichosa

Council District: - 1 - 2 - 3 - 4 - 5 - 6 Citywide Outside City limits

Project Statistics: Origination Yr: 2014-15 Yr Amended: 2022-23 Changes from Prior Year: No Yes

Financial Requirements:

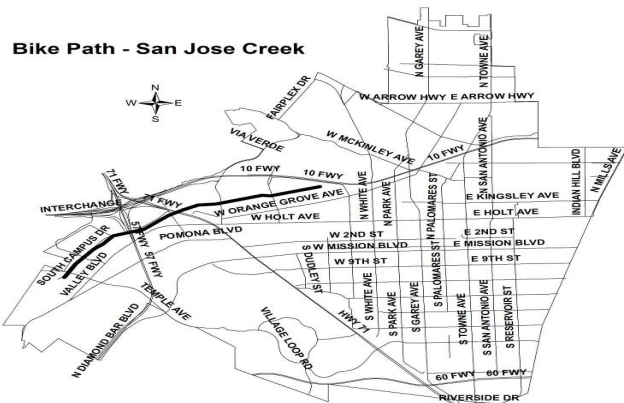
Funding Summary Total Proj Cost \$ **9,660,127** Total Funded \$ **1,773,370** Total Unfunded \$ **7,886,757**

Impact on Future Operating Costs Minimal Increase Decrease Annual Amt \$ _____ - Incr/Decr Charged to Fund # 272

Funding Allocation

Funding Source(s)	Restr Fund	YTD Costs as of 2/29/24	Remaining Budget	Fiscal 2024-25	Plan 2025-26	Plan 2026-27	Plan 2027-28	Plan Beyond 2028
Bike Trail Grant Fund (SB821 (TDA) Article III Fund)	N	9,719	53,471	-				
Measure M Multi-Year Subregional Program (MSP) Grant Fund	Y	356,252	1,072,624	-				
Measure R Fund	N	31,304	-	-				
Safe Clean Water Program (Measure W)	Y	69,940	180,060	-				
Total		467,215	1,306,155	-	-	-	-	-
Pending								
Unfunded					7,886,757			

Project Location



Before Construction



Capital Improvement Program Project Details

Project Title: **Engineering and Traffic Survey - Citywide**

Project Description: Conduct traffic counts, speed survey, review accident history, and prepare engineering, and traffic survey. Current traffic surveys will expire by the end of 2020. Collected traffic data in 2021, but data did not reflect pre-covid traffic pattern. Staff recommended extension of existing traffic surveys to 2023. In addition, AB-43 passed by State legislature in Oct. 2021 will affect how to set speed limits. Recollect traffic data in 2023 and update speed surveys based on AB-43.

(Description changed FY 22-23)

Project Number: 428-2590-XXXXX-68567
Department / Division PW/Engineering
Project Manager Ron Chan

Council District: - 1 - 2 - 3 - 4 - 5 - 6 Citywide Outside City limits

Project Statistics: Origination Yr: 2019-20 Yr Amended: 2022-23 Changes from Prior Year: No Yes

Financial Requirements:

Funding Summary Total Proj Cost \$ **249,852** Total Funded \$ **225,000** Total Unfunded \$ **24,852**

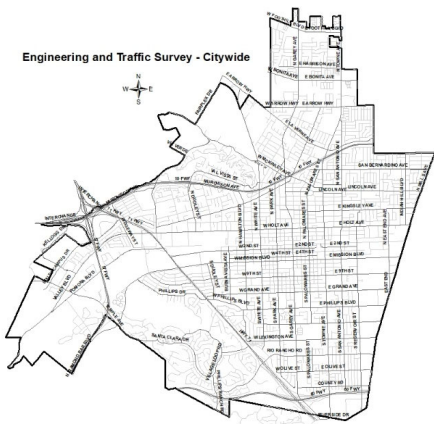
Impact on Future Operating Costs Minimal Increase Decrease Annual Amt \$ - Incr/Decr Charged to Fund # 101

Funding Allocation

Funding Source(s)	Restr Fund	YTD Costs as of 2/29/24	Remaining Budget	Fiscal 2024-25	Plan 2025-26	Plan 2026-27	Plan 2027-28	Plan Beyond 2028
Gas Tax Fund	N	98,093	51,907	-				
Prop C Fund	N	75,000	-	-				
Total		173,093	51,907	-	-	-	-	-

Pending								
Unfunded					24,852			

Project Location



Capital Improvement Program Project Details

Project Title: **Enhanced Traffic Signage Replacement Program - Citywide**

Project Description: This project will replace traffic signage at various locations throughout the City to enhance visibility, calm traffic, and increase pedestrian awareness. The new traffic signage may utilize LED's , flashing technology, and/or solar technology to enhance sustainable features and environmental awareness. Project locations will be added based on Council member requests, resident requests, and staff determination.

Project Number:
428-2590-XXXXX-68588

Department / Division
PW/Engineering

Project Manager
Ron Chan

Council District: - 1 - 2 - 3 - 4 - 5 - 6 Citywide Outside City limits

Project Statistics: Origination Yr: 2023-24 Yr Amended: 2024-25 Changes from Prior Year: No Yes

Financial Requirements:

Funding Summary Total Proj Cost \$ **27,000** Total Funded \$ **10,000** Total Unfunded \$ **17,000**

Impact on Future Operating Costs Minimal Increase Decrease Annual Amt \$ - Incr/Decr Charged to Fund # 101

Funding Allocation

Funding Source(s)	Restr Fund	YTD Costs as of 2/29/24	Remaining Budget	Fiscal 2024-25	Plan 2025-26	Plan 2026-27	Plan 2027-28	Plan Beyond 2028
Donation D5 Surplus Campaign Funds	Y	-	3,500	-				
General Fund	N	-	-	6,500				
Total		-	3,500	6,500	-	-	-	-

Pending								
Unfunded					17,000			

Project Location



Capital Improvement Program Project Details

Project Title: **Pomona LA-2028**

Project Description: This project, in collaboration with LA Metro, will improve Garey Avenue from White Oak Drive to Aliso Street by constructing various Class 2 and Class 4 bike facilities, curb extensions, additional street trees with irrigation, pedestrian lighting, new traffic signage and striping, and various traffic signal upgrades to accommodate safer and more efficient multi-modal mobility. These improvements will provide alternative modes of travel (bike, walk, transit) to meet the demands of the upcoming LA28 (Olympic 2028 Games). These improvements will also support the City of Pomona's Garey Avenue Rehabilitation Project from Aliso Street to Monterey Avenue, providing a more seamless corridor for multi-modal travel.

Project Number:
428-2590-XXXXX-68589

Department / Division
PW/Engineering

Project Manager
Arnold Dichosa

Council District: - 1 - 2 - 3 - 4 - 5 - 6 Citywide Outside City limits

Project Statistics: Origination Yr: **2024-25** Yr Amended: **N/A** Changes from Prior Year: No Yes

Financial Requirements:

Funding Summary Total Proj Cost \$ **21,000,000** Total Funded \$ **800,000** Total Unfunded \$ **20,200,000**


Impact on Future Operating Costs Minimal Increase Decrease Annual Amt \$ - Incr/Decr Charged to Fund # **101**

Funding Allocation

Funding Source(s)	Restr Fund	YTD Costs as of 2/29/24	Remaining Budget	Fiscal 2024-25	Plan 2025-26	Plan 2026-27	Plan 2027-28	Plan Beyond 2028
Prop C Fund	N	-	-	800,000				
Total		-	-	800,000	-	-	-	-

Pending					3,200,000	10,700,000		
Unfunded					3,300,000	3,000,000		

Project Location



The seal of the City of Pomona, California, featuring a central figure holding a staff and a bundle, surrounded by the text 'CITY OF POMONA CALIFORNIA' and 'INCORPORATED JAN. 1888'.

Capital Improvement Program Project Details

Project Title: **Streetlights - Citywide (CDBG) (FY 22-23 to FY 24-25)**

Project Description: This project will provide for the installation of streetlights in CDBG-eligible areas citywide. Priority locations to be identified. (Total Identified City Needs - \$1,905,000) D-1 (44); D-2 (55); D-3 (14); & D4 (14).

D1: Chester Place from White Ave. to Park Avenue, then Randolph Street.

(Title changed in FY 22-23)
(Description Chnaged in FY 24-25)

Project Number: 428-2590-XXXXX-64777
Department / Division PW/Engineering
Project Manager Matt Pilarz

Council District: - 1 - 2 - 3 - 4 - 5 - 6 Citywide Outside City limits

Project Statistics: Origination Yr: 2014-15 Yr Amended: 2024-25 Changes from Prior Year: No Yes

Financial Requirements:

Funding Summary Total Proj Cost \$ **1,905,000** Total Funded \$ **533,202** Total Unfunded \$ **1,371,798**

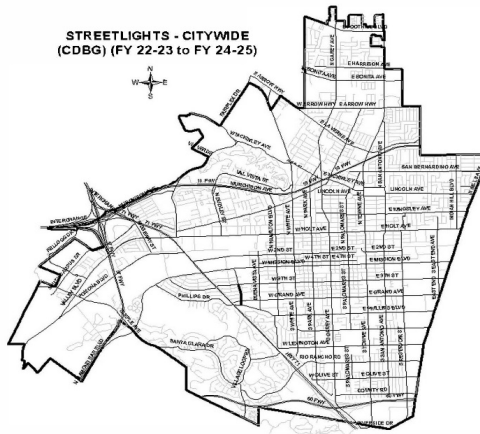
Impact on Future Operating Costs Minimal Increase Decrease Annual Amt \$ - Incr/Decr Charged to Fund # 208

Funding Allocation

Funding Source(s)	Restr Fund	YTD Costs as of 2/29/24	Remaining Budget	Fiscal 2024-25	Plan 2025-26	Plan 2026-27	Plan 2027-28	Plan Beyond 2028
CDBG Fund District 1	N	1,762	235,901	103,347				
Measure R Fund	N	-	-	192,192				
Total		1,762	235,901	295,539	-	-	-	-

Pending								
Unfunded					685,899	685,899		

Project Locations



Capital Improvement Program Project Details

Project Title: **Sustainable Transportation Infrastructure for Pomona East End Village Project**

Project Description: This project is to construct pedestrian and bicycle improvements as part of the AHSC Grant received jointly with private developer and SBCTA. These improvements include new sidewalk around Garfield Park, new sidewalk on Lexington Avenue near Harwood Drive, new bicycle routes/lanes along Palomares Street (from McKinley Ave. to Franklin Ave.), new bicycle routes/lanes along Second St (from Reservoir St to 71 Fwy), new bicycle routes/lanes along Casa Vista Drive (from Orange Grove Ave to Murchison) and other surrounding streets adjacent to the AHSC grant funded development site as funds allow.

Project Number: 428-2590-XXXXX-68583
Department / Division Public Works
Project Manager Ron Chan

Council District: - 1 - 2 - 3 - 4 - 5 - 6 Citywide Outside City Limits

Project Statistics: Origination Yr: 2023-24 Yr Amended: N/A Changes from Prior Year: No Yes

Financial Requirements:

Funding Summary Total Proj Cost \$ **656,850** Total Funded \$ **655,850** Total Unfunded \$ **1,000**

Impact on Future Operating Costs Minimal Increase Decrease Annual Amt \$ - Incr/Decr Charged to Fund # 208

Funding Allocation

Funding Source(s)	Restr Fund	YTD Costs as of 2/29/24	Remaining Budget	Fiscal 2024-25	Plan 2025-26	Plan 2026-27	Plan 2027-28	Plan Beyond 2028
Measure M Fund	N	1,051	88,949	-				
Affordable Housing and Sustainable Communities (AHSC) Program Grant Funds	Y	-	-	565,850				
Total		1,051	88,949	565,850	-	-	-	-
Pending								
Unfunded					1,000			

Project Location



Capital Improvement Program Project Details

Project Title: **Traffic Operations - Communication Upgrades II**

Project Description: This project will provide a fiber link from the Traffic Operations Center (TOC) to the City Yard/Signal Maintenance for a workstation to monitor traffic signals citywide and various communication modems for direct signal connection and improvements to the rooms used to house equipment at the Regional Transit Center. Phase I (Temple Avenue coordination) completed. Phase II (identify and repair existing fiber link) is ongoing. Phase III (Garey Avenue signal timing coordination, bicycle detection, wiring and conduit upgrade, and controller upgrades from Mission Boulevard to County Road). Phase IV (Establish remote communication with Temple Avenue and review/update signal timing coordination); Phase V (Restore fiber optic connections within the Downtown area). Phase VI (Prepare ITS/SmartCity Masterplan). Phase VI (Prepare ITS/SmartCity Masterplan).

Project Number: 428-2590-XXXX-68581
Department / Division PW/Trans & Dev
Project Manager Ron Chan

Council District: -1 -2 -3 -4 -5 -6 Citywide Outside City limits

Project Statistics: Origination Yr: 2022-23 Yr Amended: 2023-24 Changes from Prior Year: No Yes

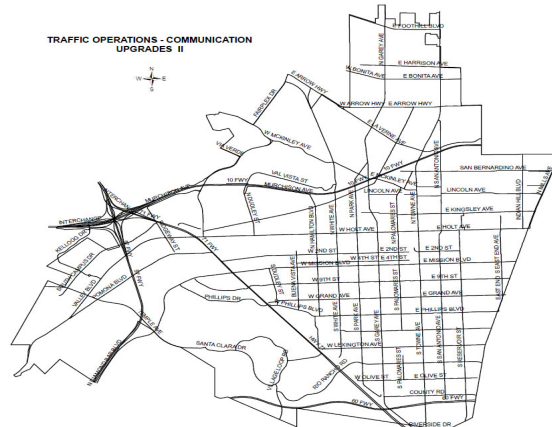
Financial Requirements:

Funding Summary Total Proj Cost \$ **650,000** Total Funded \$ **503,580** Total Unfunded \$ **146,420**
Impact on Future Operating Costs Minimal Increase Decrease Annual Amt \$ - Incr/Decr Charged to Fund # 128/208

Funding Allocation

Funding Source(s)	Restr Fund	YTD Costs as of 2/29/24	Remaining Budget	Fiscal 2024-25	Plan 2025-26	Plan 2026-27	Plan 2027-28	Plan Beyond 2028
Measure R Fund	N	-	155,439	-				
Prop C Fund	N	32,261	17,739	-				
SCAQMD Subvention Fund (AB 2766)	N	-	298,141	-				
Total		32,261	471,319	-	-	-	-	-
Pending Unfunded					146,420			

Project Locations



Capital Improvement Program Project Details

Project Title: **Traffic Signal Controller Cabinet Replacement - Citywide**

Project Description: This project consists of the design for and replacement of older and smaller traffic signal cabinets and controllers that are not to current standards.

Project Number:
428-2590-XXXXX-68578

Department / Division
Public Works / Trans & Dev

Project Manager
Ron Chan

Council District: - 1 - 2 - 3 - 4 - 5 - 6 Citywide Outside City limits

Project Statistics: Origination Yr: 2017-18 Yr Amended: 2023-24 Changes from Prior Year: No Yes

Financial Requirements:

Funding Summary Total Proj Cost \$ **3,661,000** Total Funded \$ **500,000** Total Unfunded \$ **3,161,000**

Impact on Future Operating Costs Minimal Increase Decrease Annual Amt \$ _____ - Incr/Decr Charged to Fund # 128

Funding Allocation

Funding Source(s)	Restr Fund	YTD Costs as of 2/29/24	Remaining Budget	Fiscal 2024-25	Plan 2025-26	Plan 2026-27	Plan 2027-28	Plan Beyond 2028
Measure R Fund	N	79,344	420,656	-				
Total		79,344	420,656	-	-	-	-	-

Pending Unfunded								3,161,000
-------------------------	--	--	--	--	--	--	--	-----------

Project Location



Capital Improvement Program Project Details

Project Title: **Traffic Signal Pole Replacement - Citywide**

Project Description: This project consists of the design and replacement of outdated traffic signal poles that are not to current standards. The replacement poles will be able to withstand more load and longer mast arm for proper placement of signal indications.

Project Number:
428-2590-XXXXX-68579

Department / Division
Public Works / Trans & Dev

Project Manager
Ron Chan

Council District: - 1 - 2 - 3 - 4 - 5 - 6 Citywide Outside City limits

Project Statistics: Origination Yr: 2017-18 Yr Amended: 2023-24 Changes from Prior Year: No Yes

Financial Requirements:

Funding Summary Total Proj Cost \$ **3,607,000** Total Funded \$ **450,000** Total Unfunded \$ **3,157,000**

Impact on Future Operating Costs Minimal Increase Decrease Annual Amt \$ _____ Incr/Decr Charged to Fund # 208

Funding Allocation

Funding Source(s)	Restr Fund	YTD Costs as of 2/29/24	Remaining Budget	Fiscal 2024-25	Plan 2025-26	Plan 2026-27	Plan 2027-28	Plan Beyond 2028
Measure M Fund	N	8,894	441,106	-				
Total		8,894	441,106	-	-	-	-	-

Pending _____
Unfunded _____ 3,157,000

Project Location



Capital Improvement Program Project Details

Project Title: **Transit Improvement Program - Gold Line**

Project Description: Phase 1: This Project proposes improvements at the North Pomona Station in conjunction with the Metro Gold Line Project. Additionally, the project proposes various improvements at the Pomona Transit Center and locations Citywide that provide transit related infrastructure improvements. Phase 2: Upgrade existing undersized street lighting circuits in the North Pomona Station parking lot with new underground conduits and wiring. Phase 3: Parking Planning Priorities Action Plan, First/Last Mile (FLM) Improvements & Grant Coordination, Specific Plan Improvements, Aesthetics, Betterments, etc.

(Description changed FY 2019-20, FY 2021-22 & FY 2022-23)

Project Number:
428-2590-XXXX-68559

Department / Division
PW/Trans & Dev

Project Manager
Matt Pilarz

Council District: - 1 - 2 - 3 - 4 - 5 - 6 Citywide Outside City limits

Project Statistics: Origination Yr: 2017-18 Yr Amended: 2022-23 Changes from Prior Year: No Yes

Financial Requirements:

Funding Summary Total Proj Cost \$ **7,000,000** Total Funded \$ **2,532,631** Total Unfunded \$ **4,467,369**

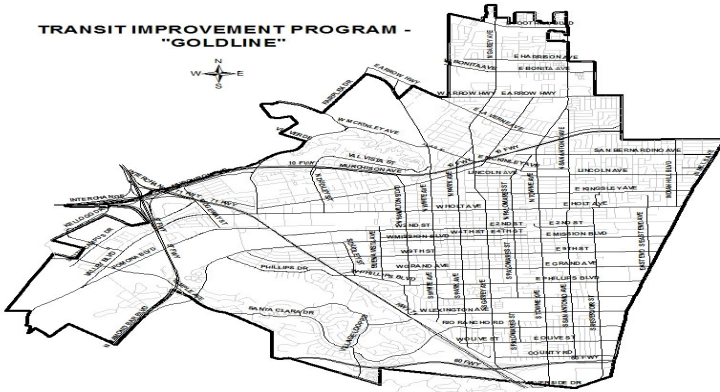
Impact on Future Operating Costs Minimal Increase Decrease Annual Amt \$ _____ - Incr/Decr Charged to Fund # 216

Funding Allocation

Funding Source(s)	Restr Fund	YTD Costs as of 2/29/24	Remaining Budget	Fiscal 2024-25	Plan 2025-26	Plan 2026-27	Plan 2027-28	Plan Beyond 2028
General Purpose Funds (Prop A Exchange Agreement with Foothill Transit)	N	16,472	2,170,376	-				
Prop A Fund	Y	224,895	120,888	-				
Total		241,367	2,291,264	-				

Pending								
Unfunded								4,467,369

Project Location



Capital Improvement Program Project Details

Project Title: **TSSP Project**

Project Description: Joint project with LA County to improve traffic flow LA County Traffic Signal Synchronization Project (TSSP). The typical TSSP project involves upgrading all the traffic signals along a route to keep the signals synchronized, placing vehicle detectors in the pavement to detect the presence of vehicles, coordinating the timing of the signals between successive intersections, and automatically adjusting the traffic signals to facilitate the movement of vehicles through the intersections. The TSSP project also improves traffic signal operations by upgrading each traffic signal to Federal and State standards and installing the appropriate components to enable each signal to be capable of time-based coordination. LA County is the lead agency. City cost share will be 20% local match of the Engineer's estimate.

Phase 1: Valley Boulevard / Holt Avenue (Lemon Avenue to Mills Avenue).
 Phase 2: Arrow Highway (from Rennell Avenue to Claremont Boulevard / Mills Avenue.)

(Description and project title changed FY 21-22)

Project Number:
428-2590-XXXXX-76026

Department / Division
PW/Engineering

Project Manager
Ron Chan

Council District: - 1 - 2 - 3 - 4 - 5 - 6 Citywide Outside City limits

Project Statistics: Origination Yr: **2018-19** Yr Amended: **2024-25** Changes from Prior Year: No Yes

Financial Requirements:

Funding Summary Total Proj Cost \$ **1,298,844** Total Funded \$ **1,199,873** Total Unfunded \$ **98,971**

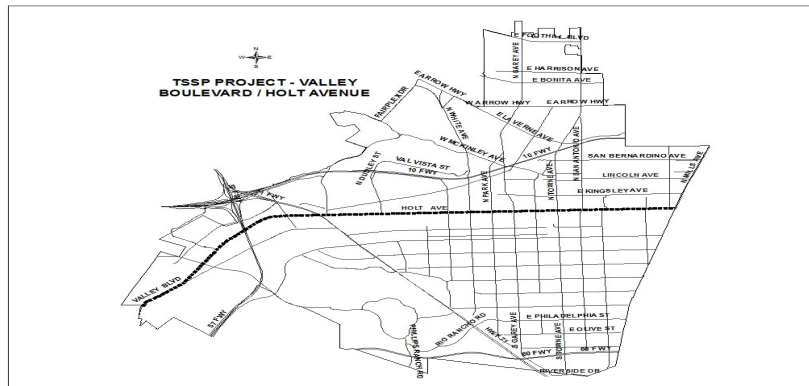
Impact on Future Operating Costs Minimal Increase Decrease Annual Amt \$ **-** Incr/Decr Charged to Fund # **208**

Funding Allocation

Funding Source(s)	Restr Fund	YTD Costs as of 2/29/24	Remaining Budget	Fiscal 2024-25	Plan 2025-26	Plan 2026-27	Plan 2027-28	Plan Beyond 2028
Measure M Fund	N	-	48,000	-				
Prop C Fund	N	102,425	394,427	200,000				
Reimbursement - Los Angeles County	Y	88,580	31,420	-				
SCAQMD Subvention Fund (AB 2766)	Y	-	190,148	137,998				
Fair Share Fees	Y	-	-	6,875				
Total		191,005	663,995	344,873	-	-	-	-

Pending								
Unfunded					98,971			

Project Location



Unfunded Projects

CITY OF POMONA
Capital Improvement Program
Unfunded Traffic Projects

Council Request	Council District	Project Title	Project Description	Estimated Cost	Origination Year
	Citywide	Crosswalk Enhancements	Implementation of crosswalk enhancements citywide including signage upgrades, striping upgrades, flashing warning beacons/lights etc.	50,000	FY 20-21
*	Citywide	Reflective Street Name Signs - Replacement	Standardize overhead street name signs with reflective street name signs at signalized intersections to comply with City Council action on 04/15/19	570,000	FY 20-21
	Citywide	Street Lighting - Citywide	Street Lighting for residential streets citywide	240,000	FY 24-25
*	3,4	Streetlights - Reservoir Street between Holt Avenue to Railroad overpass	Installation of streetlights on Reservoir Street between Holt Avenue and Railroad overpass	351,000	FY 24-25
*	3	Streetlights - Reservoir Street between Railroad overpass to Third Street	Installation of streetlights on Reservoir Street between Railroad overpass and Third Street	230,000	FY 24-25
*	3	Streetlights - Reservoir Street between Third Street to Mission Boulevard	Installation of streetlights on Reservoir Street between Third Street and Mission Boulevard	216,000	FY 24-25
*	3	Streetlights - Reservoir Street between Mission Boulevard to Seventh Street	Installation of streetlights on Reservoir Street between Mission Boulevard and Seventh Street	210,000	FY 24-25
*	3	Streetlights - Reservoir Street between Seventh Street to Ninth Street	Installation of streetlights on Reservoir Street between Seventh Street and Ninth Street	178,000	FY 24-25
*	3	Streetlights - Reservoir Street between Ninth Street to Transit Avenue	Installation of streetlights on Reservoir Street between Ninth Street and Transit Avenue	194,000	FY 24-25

CITY OF POMONA
Capital Improvement Program
Unfunded Traffic Projects

Council Request	Council District	Project Title	Project Description	Estimated Cost	Origination Year
*	3	Streetlights - Reservoir Street between Transit Avenue to Grand Avenue	Installation of streetlights on Reservoir Street between Transit Avenue and Grand Avenue	223,000	FY 24-25
*	3	Streetlights - Reservoir Street between Grand Avenue to Phillips Boulevard	Installation of streetlights on Reservoir Street between Grand Avenue and Phillips Boulevard	372,000	FY 24-25
*	3	Streetlights - Reservoir Street between Phillips Boulevard to Franklin Avenue	Installation of streetlights on Reservoir Street between Phillips Boulevard and Franklin Avenue	380,000	FY 24-25
*	3	Streetlights - Reservoir Street between Franklin Avenue to Lexington Avenue	Installation of streetlights on Reservoir Street between Franklin Avenue and Lexington Avenue	358,000	FY 24-25
*	3	Streetlights - Reservoir Street between Lexington Avenue to Philadelphia Street	Installation of streetlights on Reservoir Street between Lexington Avenue and Philadelphia Street	334,000	FY 24-25
*	3	Streetlights - Reservoir Street between Philadelphia Street to Olive Street	Installation of streetlights on Reservoir Street between Philadelphia Street and Olive Street	394,000	FY 24-25
*	3	Streetlights - Reservoir Street between 60 Freeway to Walnut Avenue	Installation of streetlights on Reservoir Street between 60 Freeway and Walnut Avenue	134,000	FY 24-25

CITY OF POMONA
Capital Improvement Program
Unfunded Traffic Projects

Council Request	Council District	Project Title	Project Description	Estimated Cost	Origination Year
*	3	Streetlights - Reservoir Street between Walnut Avenue to Railroad Crossing	Installation of streetlights on Reservoir Street between Walnut Avenue and Railroad Crossing	146,000	FY 24-25
		Streetlights - Reservoir Street between Railroad Crossing to Riverside Drive	Installation of streetlights on Reservoir Street between Railroad Crossing and Riverside Drive	436,000	FY 24-25
	5	Streetlights - Rock Crest Lane	Installation of streetlights on Rock Crest Lane	294,300	FY 24-25
*	Citywide	Traffic Signal Improvements – Conduit Replacements	Replacement of corroded and/or undersized underground conduits throughout signalized intersections citywide	3,114,000	FY 16-17
	6	Traffic Signal Modifications – Garey Avenue (McKinley Ave/10 Freeway WB-On Ramps)	Coordination of City with Caltrans for design to expedite project completion which includes traffic signal upgrade at McKinley Ave/10 Freeway Westbound on ramp to an east/west split phase operation	275,000	FY 13-14
	1	Traffic Signal - Roselawn Avenue and Humane Way	Preparation of engineering design plans and installation and replacement costs for installing a new traffic signal at Roselawn Avenue and Humane Way; intersection meets traffic signal warrants and provides direct connection from Pomona Boulevard to Humane Way thus requiring extensive research and planning due to its unique geographic location, which may require special engineering design	600,000	FY 19-20