

# *Traffic Projects*



### Five Year Capital Improvement Program

		Expended as of	Remaining	Adopted
	Page #	2/28/23	Budget	2023/24
<b>Traffic</b>				
~ Funded Projects ~				
Public Safety Improvements - District 2	1	-	14,000	-
Traffic Signal - Countdown Pedestrian Heads	2	95,545	279,455	-
Traffic Signal Improvements - Towne & Philadelphia and Garey & Philadelphia	3	749,576	232,560	-
Traffic Signal Modification Project - Towne Avenue and Bonita Avenue	4	26,803	523,197	-
TSSP Project	5	100,199	754,801	-
Subtotals:		972,123	1,804,013	-
~ Partially Funded Projects ~				
Bike Path - San Jose Creek	6	220,252	1,553,118	-
Engineering and Traffic Survey - Citywide	7	69,669	155,331	-
Streetlights - Citywide (CDBG) (FY 22-23 to FY 24-25)	8	-	120,168	117,495
Sustainable Transportation Infrastructure for Pomona East End Village Project	9	-	-	90,000
Traffic Operations - Communication Upgrades II	10	-	160,985	342,595
Traffic Signal Controller Cabinet Replacement - Citywide	11	-	300,000	200,000
Traffic Signal - Fairplex Drive & Arroyo Drive	12	-	50,000	-
Traffic Signal Improvements - Battery Backup System	13	23,428	492,572	-
Traffic Signal Pole Replacement - Citywide	14	-	250,000	200,000
Transit Improvement Program - Gold Line	15	177,241	2,355,390	-
Subtotals:		490,590	5,437,564	950,090
~ Unfunded Projects ~				
Crosswalk Enhancements	-	-	-	-
Reflective Street Name Signs - Replacement	-	-	-	-
Traffic Signal Improvements - Conduit Replacements	-	-	-	-
Traffic Signal Modifications - Garey Avenue (McKinley Ave/10 Fwy WB-On Ramps)	-	-	-	-
Traffic Signal - Roselawn Avenue and Humane Way	-	-	-	-
Subtotals:		-	-	-
<b>Traffic Category Totals:</b>		1,462,713	7,241,577	950,090

Plan 2024/25	Plan 2025/26	Plan 2026/27	Plan Beyond 2027	Total Project Cost	Impact to Future Operating	Project Number
-	-	-	-	14,000	Minimal	68584
-	-	-	-	375,000	Minimal	68563
-	-	-	-	982,136	Minimal	68549
-	-	-	-	550,000	1,500	68580
-	-	-	-	855,000	Minimal	76026
-	-	-	-	2,776,136		
7,886,757	-	-	-	9,660,127	Minimal	58072
24,852	-	-	-	249,852	Minimal	68567
555,779	555,779	555,779	-	1,905,000	Minimal	64777
566,850	-	-	-	656,850	Minimal	68583
146,420	-	-	-	650,000	Minimal	68581
-	-	-	3,161,000	3,661,000	Minimal	68578
150,000	150,000	150,000	100,000	600,000	1,200	68564
-	-	366,000	-	882,000	Minimal	68554
-	-	-	3,157,000	3,607,000	Minimal	68579
450,000	450,000	3,567,369	-	7,000,000	Minimal	68559
9,780,658	1,155,779	4,639,148	6,418,000	28,871,829		
10,000	10,000	10,000	20,000	50,000	Minimal	Unassigned
180,000	130,000	130,000	130,000	570,000	Minimal	Unassigned
-	-	-	3,114,000	3,114,000	Minimal	Unassigned
275,000	-	-	-	275,000	Minimal	68550
-	-	-	600,000	600,000	Minimal	Unassigned
465,000	140,000	140,000	3,864,000	4,609,000		
10,245,658	1,295,779	4,779,148	10,282,000	36,256,965		

*This page intentionally left blank*



# *Funded Projects*

### Capital Improvement Program Project Details

Project Title: **Public Safety Improvements - District 2**

**Project Description:** This project will provide for the construction of public safety improvements within District 2. Improvements include installing crosswalks on all four approaches at the intersection of Commercial Street and Park Avenue, installing new streetlight concrete standard with luminaire at the southwest corner of Fremont Street and Catalina Drive, and installing a utility light on the existing utility pole along the south side of Fremont Street near Catalina Drive.

The Project is located in a Qualified Census Tract and pedestrian safety features like crosswalks and streetlights can promote improved health and safety outcomes, as the project increases access to healthy foods and parks. These respond to the pre-existing disparities that contributed to the COVID disproportionate impacts on low-income communities.

Project Number:  
**428-2590-XXXX-68584**

Department / Division  
**Public Works**

Project Manager  
**Ron Chan**

Council District:  - 1  - 2  - 3  - 4  - 5  - 6  Citywide  Outside City limits

Project Statistics: Origination Yr: **2022-23** Yr Amended: **N/A** Changes from Prior Year:  No  Yes

**Financial Requirements:**

**Funding Summary** Total Proj Cost \$ **14,000** Total Funded \$ **14,000** Total Unfunded \$ **0**

**Impact on Future Operating Costs** Minimal  Increase  Decrease  Annual Amt \$ **-** Incr/Decr Charged to Fund # **101**

**Funding Allocation**

Funding Source(s)	Restr Fund	YTD Costs as of 2/28/23	Remaining Budget	Fiscal 2023-24	Plan 2024-25	Plan 2025-26	Plan 2026-27	Plan Beyond 2027
American Rescue Plan (ARP) (D2) Fund	Y	-	14,000	-				
<b>Total</b>		-	14,000	-	-	-	-	-

**Pending Unfunded**

**Project Location**



### Capital Improvement Program Project Details

Project Title: **Traffic Signal - Countdown Pedestrian Heads**

**Project Description:** This project will upgrade all existing pedestrian indications for City-owned traffic signals. The existing pedestrian indications will be replaced with LED countdown pedestrian indications.

Project Number: <b>428-2590-XXXX-68563</b>
Department / Division <b>PW/Trans &amp; Dev</b>
Project Manager <b>Ron Chan</b>

Council District:  - 1  - 2  - 3  - 4  - 5  - 6  Citywide  Outside City limits

Project Statistics: Origination Yr: 2019-20 Yr Amended: 2022-23 Changes from Prior Year:  No  Yes

**Financial Requirements:**

**Funding Summary** Total Proj Cost \$ **375,000** Total Funded \$ **375,000** Total Unfunded \$ **0**

**Impact on Future Operating Costs** Minimal  Increase  Decrease  Annual Amt \$ - Incr/Decr Charged to Fund # 208

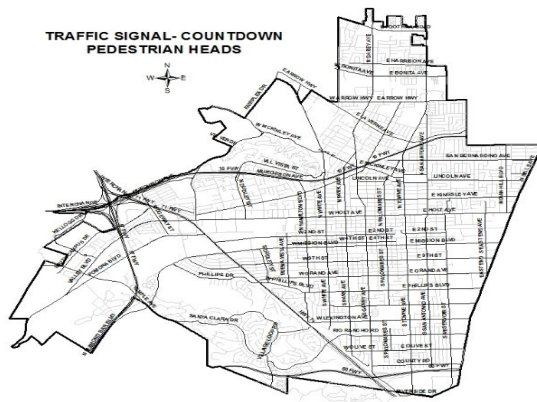
**Funding Allocation**

Funding Source(s)	Restr Fund	YTD Costs as of 2/28/23	Remaining Budget	Fiscal 2023-24	Plan 2024-25	Plan 2025-26	Plan 2026-27	Plan Beyond 2027
HSIP Grant Fund	Y	94,476	155,524	-				
Measure M Fund	N	1,069	48,931	-				
Measure R Fund	N	-	25,000	-				
Prop C Fund	N	-	50,000	-				
<b>Total</b>		95,545	279,455	-	-	-	-	-

**Pending**

**Unfunded**

**Project Location**



### Capital Improvement Program Project Details

Project Title: **Traffic Signal Improvements - Towne Avenue & Philadelphia Street and Garey Avenue & Philadelphia Street**

**Project Description:** Phase I of this project consists of preparing engineering design plans for the installation of left-turn phasing for all directions, including the rewiring of the intersection with new conductor cables, controller, service cabinet, a video detection system and pedestrian countdown display. This project is to prepare the plans, specifications and estimates that will result in a shovel-ready project, for Towne Avenue and Philadelphia Street.

Phase II: Prepare engineering design plans for the installation of left-turn phasing for east/west directions at Garey Avenue and Philadelphia Street. Construction of project consists of installing left turn phasing (arrows) for east/west directions for Garey Avenue & Philadelphia Street and all directions for Towne Avenue & Philadelphia Street. This project will rewire the intersections with new conductor cables, replacing controllers, service cabinets, video detection systems and pedestrian countdown displays.

(Description changed FY 17-18)

Project Number: <b>428-2590-XXXX-68549</b>
Department / Division <b>PW/Trans &amp; Dev</b>
Project Manager <b>Ron Chan</b>

Council District:  - 1  - 2  - 3  - 4  - 5  - 6  Citywide  Outside City limits

Project Statistics: Origination Yr: 2013-14 Yr Amended: 2021-22 Changes from Prior Year:  No  Yes

**Financial Requirements:**

**Funding Summary** Total Proj Cost \$ **982,136** Total Funded \$ **982,136** Total Unfunded \$ **0**

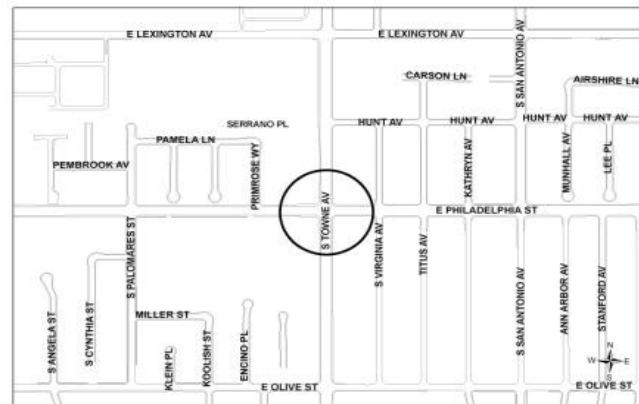
**Impact on Future Operating Costs** Minimal  Increase  Decrease  Annual Amt \$ - - Incr/Decr Charged to Fund # 208

**Funding Allocation**

Funding Source(s)	Restr Fund	YTD Costs as of 2/28/23	Remaining Budget	Fiscal 2023-24	Plan 2024-25	Plan 2025-26	Plan 2026-27	Plan Beyond 2027
General Fund	Y	17,000	-	-				
HSIP Grant Fund	Y	584,441	78,159	-				
Measure M Fund	N	105,135	44,865	-				
Measure R Fund	N	-	109,536	-				
Prop C Fund	N	43,000	-	-				
<b>Total</b>		<b>749,576</b>	<b>232,560</b>	<b>-</b>	<b>-</b>	<b>-</b>	<b>-</b>	<b>-</b>

<b>Pending</b>								
<b>Unfunded</b>								

**Project Location**



**Traffic Signal Improvements - Towne Avenue and Philadelphia Street**

**Project Area**



**Traffic Signal Improvements - Towne Avenue and Philadelphia Street**





Capital Improvement Program Project Details

Project Title: **TSSP Project**

**Project Description:** Joint project with LA County to improve traffic flow LA County Traffic Signal Synchronization Project (TSSP). The typical TSSP project involves upgrading all the traffic signals along a route to keep the signals synchronized, placing vehicle detectors in the pavement to detect the presence of vehicles, coordinating the timing of the signals between successive intersections, and automatically adjusting the traffic signals to facilitate the movement of vehicles through the intersections. The TSSP project also improves traffic signal operations by upgrading each traffic signal to Federal and State standards and installing the appropriate components to enable each signal to be capable of time-based coordination. LA County is the lead agency. City cost share will be 20% local match of the Engineer's estimate.

Phase 1: Valley Boulevard / Holt Avenue (Lemon Avenue to Mills Avenue).  
 Phase 2: Arrow Highway (from Rennell Avenue to Claremont Boulevard / Mills Avenue.)

(Description and project title changed FY 21-22)

Project Number:  
**428-2590-XXXXX-76026**

Department / Division  
**PW/Engineering**

Project Manager  
**Ron Chan**

Council District:  -1  -2  -3  -4  -5  -6  Citywide  Outside City limits

Project Statistics: Origination Yr: 2018-19 Yr Amended: 2021-22 Changes from Prior Year:  No  Yes

Financial Requirements:

**Funding Summary** Total Proj Cost \$ **855,000** Total Funded \$ **855,000** Total Unfunded \$ **0**

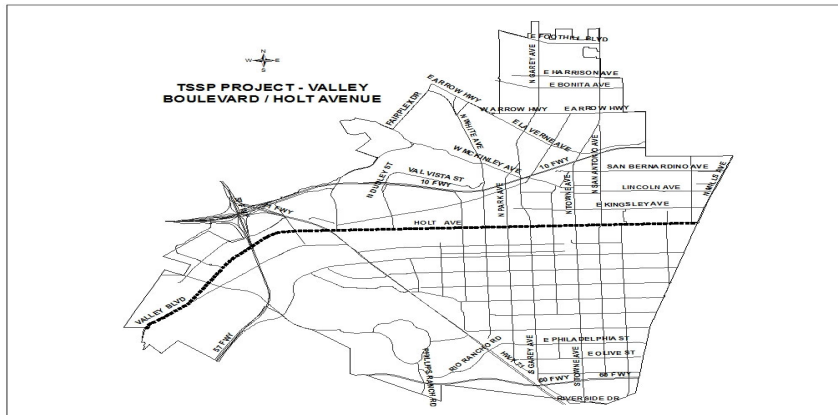
**Impact on Future Operating Costs** Minimal  Increase  Decrease  Annual Amt \$ - Incr/Decr Charged to Fund # 208

Funding Allocation

Funding Source(s)	Restr Fund	YTD Costs as of 2/28/23	Remaining Budget	Fiscal 2023-24	Plan 2024-25	Plan 2025-26	Plan 2026-27	Plan Beyond 2027
Measure M Fund	N	-	48,000	-				
Prop C Fund	N	11,619	485,233	-				
Reimbursement - Los Angeles County	Y	88,580	31,420	-				
SCAQMD Subvention Fund (AB 2766)	Y	-	190,148	-				
<b>Total</b>		100,199	754,801	-	-	-	-	-

Pending  
 Unfunded

Project Location



# *Partially Funded Projects*

Capital Improvement Program Project Details

Project Title: **Bike Path - San Jose Creek**

**Project Description:** This project is for the development of a bicycle path along the San Jose Creek from a point between the westerly City limits and Temple Avenue to I-10. Current project budget is to support coordination with Los Angeles County Flood Control and San Gabriel Valley Council of Governments for grants, and design coordination.

SGVCOG is administering a \$1.5M subregional Measure M grant for design of this project .

(Description changed FY 19-20)

Project Number:  
**428-2590-XXXXX-58072**

Department / Division  
**PW/Engineering**

Project Manager  
**Arnold Dichosa**

Council District:  - 1    - 2    - 3    - 4    - 5    - 6    Citywide    Outside City limits

Project Statistics:   Origination Yr: 2014-15   Yr Amended: 2022-23   Changes from Prior Year:  No    Yes

Financial Requirements:

**Funding Summary**   Total Proj Cost \$ **9,660,127**   Total Funded \$ **1,773,370**   Total Unfunded \$ **7,886,757**

**Impact on Future Operating Costs**   Minimal  Increase  Decrease    Annual Amt \$ -   Incr/Decr Charged to Fund # 272

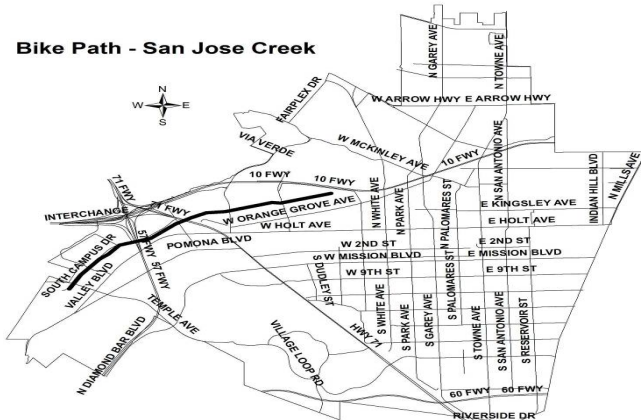
Funding Allocation

Funding Source(s)	Restr Fund	YTD Costs as of 2/28/23	Remaining Budget	Fiscal 2023-24	Plan 2024-25	Plan 2025-26	Plan 2026-27	Plan Beyond 2027
Bike Trail Grant Fund (SB821 (TDA) Article III Fund)	N	6,386	56,804	-				
Measure M Multi-Year Subregional Program (MSP) Grant Fund	Y	182,562	1,246,314	-				
Measure R Fund	N	31,304	-	-				
Safe Clean Water Program (Measure W)	Y	-	250,000	-				
<b>Total</b>		<b>220,252</b>	<b>1,553,118</b>	<b>-</b>	<b>-</b>	<b>-</b>	<b>-</b>	<b>-</b>

<b>Pending Unfunded</b>					7,886,757			
-------------------------	--	--	--	--	-----------	--	--	--

Project Location

Before Construction



Capital Improvement Program Project Details

Project Title: **Engineering and Traffic Survey - Citywide**

**Project Description:** Conduct traffic counts, speed survey, review accident history, and prepare engineering, and traffic survey. Current traffic surveys will expire by the end of 2020. Collected traffic data in 2021, but data did not reflect pre-covid traffic pattern. Staff recommended extension of existing traffic surveys to 2023. In addition, AB-43 passed by State legislature in Oct. 2021 will affect how to set speed limits. Recollect traffic data in 2023 and update speed surveys based on AB-43.

(Description changed FY 22-23)

Project Number:  
**428-2590-XXXXX-68567**

Department / Division  
**PW/Engineering**

Project Manager  
**Ron Chan**

Council District:  - 1  - 2  - 3  - 4  - 5  - 6  Citywide  Outside City limits

Project Statistics: Origination Yr: 2019-20 Yr Amended: 2022-23 Changes from Prior Year:  No  Yes

Financial Requirements:

**Funding Summary** Total Proj Cost \$ **249,852** Total Funded \$ **225,000** Total Unfunded \$ **24,852**

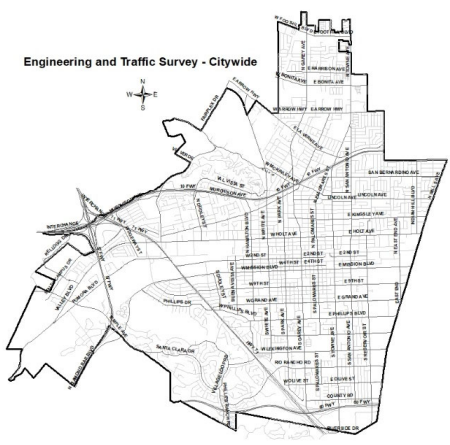
**Impact on Future Operating Costs** Minimal  Increase  Decrease  Annual Amt \$ - Incr/Decr Charged to Fund # 101

Funding Allocation

Funding Source(s)	Restr Fund	YTD Costs as of 2/28/23	Remaining Budget	Fiscal 2023-24	Plan 2024-25	Plan 2025-26	Plan 2026-27	Plan Beyond 2027
Gas Tax Fund	N	-	150,000	-				
Prop C Fund	N	69,669	5,331	-				
<b>Total</b>		69,669	155,331	-	-	-	-	-

<b>Pending Unfunded</b>					24,852			
-------------------------	--	--	--	--	--------	--	--	--

Project Location



Capital Improvement Program Project Details

Project Title: **Streetlights - Citywide (CDBG) (FY 22-23 to FY 24-25)**

**Project Description:** This project will provide for the installation of streetlights in CDBG-eligible areas citywide. Priority locations to be identified. (Total Identified City Needs - \$1,905,000) D-1 (44); D-2 (55); D-3 (14); & D4 (14).

(Title changed in FY 22-23)

Project Number: <b>428-2590-XXXXX-64777</b>
Department / Division <b>PW/Engineering</b>
Project Manager <b>Matt Pilarz</b>

Council District:  - 1  - 2  - 3  - 4  - 5  - 6  Citywide  Outside City limits

Project Statistics: Origination Yr: 2014-15 Yr Amended: 2023-24 Changes from Prior Year:  No  Yes

Financial Requirements:

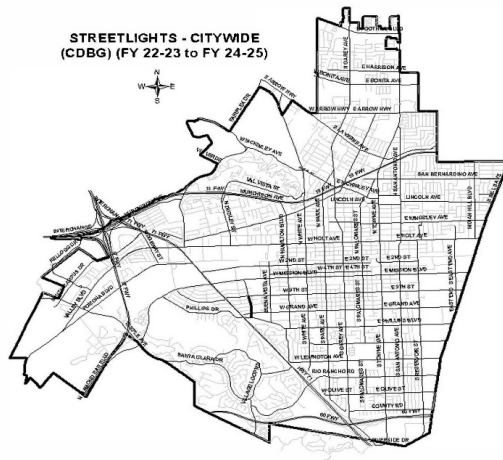
**Funding Summary** Total Proj Cost \$ **1,905,000** Total Funded \$ **237,663** Total Unfunded \$ **1,667,337**

**Impact on Future Operating Costs** Minimal  Increase  Decrease  Annual Amt \$ - Incr/Decr Charged to Fund # 208

Funding Allocation

Funding Source(s)	Restr Fund	YTD Costs as of 2/28/23	Remaining Budget	Fiscal 2023-24	Plan 2024-25	Plan 2025-26	Plan 2026-27	Plan Beyond 2027
CDBG (111-64777)	N	-	120,168	117,495				
<b>Total</b>		-	120,168	117,495	-	-	-	-
<b>Pending Unfunded</b>					555,779	555,779	555,779	

Project Locations



Capital Improvement Program Project Details

Project Title: **Sustainable Transportation Infrastructure for Pomona East End Village Project**

**Project Description:** This project is to construct pedestrian and bicycle improvements as part of the AHSC Grant received jointly with private developer and SBCTA. These improvements include new sidewalk around Garfield Park, new sidewalk on Lexington Avenue near Harwood Drive, new bicycle routes/lanes along Palomares Street (from McKinley Ave. to Franklin Ave.), new bicycle routes/lanes along Second St (from Reservoir St to 71 Fwy), new bicycle routes/lanes along Casa Vista Drive (from Orange Grove Ave to Murchison) and other surrounding streets adjacent to the AHSC grant funded development site as funds allow.

Project Number:  
**428-2590-XXXXX-68583**

Department / Division  
**Public Works**

Project Manager  
**Ron Chan**

Council District:  - 1  - 2  - 3  - 4  - 5  - 6  Citywide  Outside City limits

Project Statistics: Origination Yr: 2023-24 Yr Amended: N/A Changes from Prior Year:  No  Yes

Financial Requirements:

**Funding Summary** Total Proj Cost \$ **656,850** Total Funded \$ **90,000** Total Unfunded \$ **566,850**

**Impact on Future Operating Costs** Minimal  Increase  Decrease  Annual Amt \$ \_\_\_\_\_ - Incr/Decr Charged to Fund # 208

Funding Allocation

Funding Source(s)	Restr Fund	YTD Costs as of 2/28/23	Remaining Budget	Fiscal 2023-24	Plan 2024-25	Plan 2025-26	Plan 2026-27	Plan Beyond 2027
Measure M Fund	N	-	-	90,000				
<b>Total</b>		-	-	90,000	-	-	-	-
<b>Pending</b>			AHSC Grant		565,850			
<b>Unfunded</b>					1,000			

Project Location







### Capital Improvement Program Project Details

Project Title: **Traffic Signal Controller Cabinet Replacement - Citywide**

**Project Description:** This project consists of the design for and replacement of older and smaller traffic signal cabinets and controllers that are not to current standards.

Project Number:  
**428-2590-XXXXX-68578**

Department / Division  
**Public Works / Trans & Dev**

Project Manager  
**Ron Chan**

Council District:  - 1  - 2  - 3  - 4  - 5  - 6  Citywide  Outside City limits

Project Statistics: Origination Yr: 2017-18 Yr Amended: 2023-24 Changes from Prior Year:  No  Yes

**Financial Requirements:**

**Funding Summary** Total Proj Cost \$ **3,661,000** Total Funded \$ **500,000** Total Unfunded \$ **3,161,000**

**Impact on Future Operating Costs** Minimal  Increase  Decrease  Annual Amt \$ - Incr/Decr Charged to Fund # 128

**Funding Allocation**

Funding Source(s)	Restr Fund	YTD Costs as of 2/28/23	Remaining Budget	Fiscal 2023-24	Plan 2024-25	Plan 2025-26	Plan 2026-27	Plan Beyond 2027
Measure R Fund	N	-	300,000	200,000				
<b>Total</b>		-	300,000	200,000	-	-	-	-

**Pending Unfunded** 3,161,000

**Project Location**





Capital Improvement Program Project Details

Project Title: **Traffic Signal Improvements - Battery Backup System**

**Project Description:** This project consists of installing a battery backup system (BBS) to traffic signal controllers. The BBS will provide back-up electricity in the event electrical power is interrupted. This is a key component to reduce or prevent blackouts during unexpected power outages.

Project Number: <b>428-2590-XXXX-68554</b>
Department / Division PW/Trans & Dev
Project Manager Ron Chan

Council District:  - 1  - 2  - 3  - 4  - 5  - 6  Citywide  Outside City limits

Project Statistics: Origination Yr: 2016-17 Yr Amended: 2021-22 Changes from Prior Year:  No  Yes

Financial Requirements:

**Funding Summary** Total Proj Cost \$ **882,000** Total Funded \$ **516,000** Total Unfunded \$ **366,000**

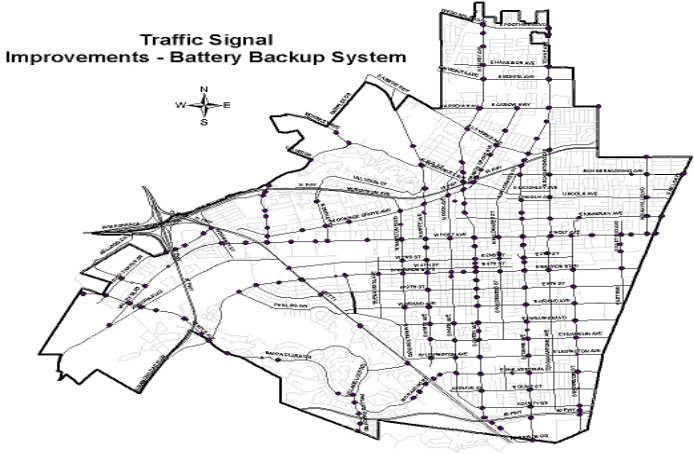
**Impact on Future Operating Costs** Minimal  Increase  Decrease  Annual Amt \$ - Incr/Decr Charged to Fund # 128/208

Funding Allocation

Funding Source(s)	Restr Fund	YTD Costs as of 2/28/23	Remaining Budget	Fiscal 2023-24	Plan 2024-25	Plan 2025-26	Plan 2026-27	Plan Beyond 2027
Prop C Fund	N	23,428	492,572	-				
<b>Total</b>		23,428	492,572	-	-	-	-	-

<b>Pending</b>								
<b>Unfunded</b>							366,000	

Project Location



### Capital Improvement Program Project Details

Project Title: **Traffic Signal Pole Replacement - Citywide**

**Project Description:** This project consists of the design and replacement of outdated traffic signal poles that are not to current standards. The replacement poles will be able to withstand more load and longer mast arm for proper placement of signal indications.

Project Number: <b>428-2590-XXXXX-68579</b>
Department / Division Public Works / Trans & Dev
Project Manager Ron Chan

Council District:  - 1    - 2    - 3    - 4    - 5    - 6    Citywide    Outside City limits

Project Statistics:    Origination Yr:    2017-18    Yr Amended:    2023-24    Changes from Prior Year:     No     Yes

**Financial Requirements:**

**Funding Summary**    Total Proj Cost \$ **3,607,000**    Total Funded \$ **450,000**    Total Unfunded \$ **3,157,000**

**Impact on Future Operating Costs**    Minimal     Increase     Decrease     Annual Amt \$ \_\_\_\_\_    -    Incr/Decr Charged to Fund # 208

**Funding Allocation**

Funding Source(s)	Restr Fund	YTD Costs as of 2/28/23	Remaining Budget	Fiscal 2023-24	Plan 2024-25	Plan 2025-26	Plan 2026-27	Plan Beyond 2027
Measure M Fund	N	-	250,000	200,000				
<b>Total</b>		-	250,000	200,000	-	-	-	-

<b>Pending Unfunded</b>								3,157,000
-------------------------	--	--	--	--	--	--	--	-----------

**Project Location**



### Capital Improvement Program Project Details

Project Title: **Transit Improvement Program - Gold Line**

**Project Description:** Phase 1: This Project proposes improvements at the North Pomona Station in conjunction with the Metro Gold Line Project. Additionally, the project proposes various improvements at the Pomona Transit Center and locations Citywide that provide transit related infrastructure improvements. Phase 2: Upgrade existing undersized street lighting circuits in the North Pomona Station parking lot with new underground conduits and wiring. Phase 3: Parking Planning Priorities Action Plan, First/Last Mile (FLM) Improvements & Grant Coordination, Specific Plan Improvements, Aesthetics, Betterments, etc.

(Description changed FY 2019-20, FY 2021-22 & FY 2022-23)

Project Number: <b>428-2590-XXXX-68559</b>
Department / Division <b>PW/Trans &amp; Dev</b>
Project Manager <b>Matt Pilarz</b>

Council District:  - 1  - 2  - 3  - 4  - 5  - 6  Citywide  Outside City limits

Project Statistics: Origination Yr: 2017-18 Yr Amended: 2022-23 Changes from Prior Year:  No  Yes

**Financial Requirements:**

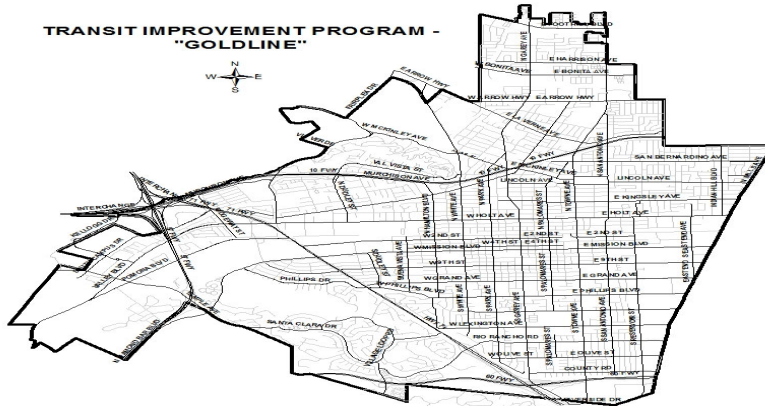
**Funding Summary** Total Proj Cost \$ **7,000,000** Total Funded \$ **2,532,631** Total Unfunded \$ **4,467,369**

**Impact on Future Operating Costs** Minimal  Increase  Decrease  Annual Amt \$ - Incr/Decr Charged to Fund # 216

**Funding Allocation**

Funding Source(s)	Restr Fund	YTD Costs as of 2/28/23	Remaining Budget	Fiscal 2023-24	Plan 2024-25	Plan 2025-26	Plan 2026-27	Plan Beyond 2027
General Purpose Funds (Prop A Exchange Agreement with Foothill Transit)	N	-	2,186,848	-				
Prop A Fund	Y	177,241	168,542	-				
<b>Total</b>		177,241	2,355,390	-	-	-	-	-
<b>Pending Unfunded</b>					450,000	450,000	3,567,369	

**Project Location**



*This page intentionally left blank*



# *Unfunded Projects*

**CITY OF POMONA**  
**Capital Improvement Program**  
**Unfunded Traffic Projects**

<b>Council Request</b>	<b>Council District</b>	<b>Project Title</b>	<b>Project Description</b>	<b>Estimated Cost</b>	<b>Origination Year</b>
	Citywide	Crosswalk Enhancements	Implementation of crosswalk enhancements citywide including signage upgrades, striping upgrades, flashing warning beacons/lights etc.	50,000	FY 20-21
*	Citywide	Reflective Street Name Signs - Replacement	Standardize overhead street name signs with reflective street name signs at signalized intersections to comply with City Council action on 04/15/19	570,000	FY 20-21
	Citywide	Traffic Signal Improvements – Conduit Replacements	Replacement of corroded and/or undersized underground conduits throughout signalized intersections citywide	3,114,000	FY 16-17
	6	Traffic Signal Modifications – Garey Avenue (McKinley Ave/10 Freeway WB-On Ramps)	Coordination of City with Caltrans for design to expedite project completion which includes traffic signal upgrade at McKinley Ave/10 Freeway Westbound on ramp to an east/west split phase operation	275,000	FY 13-14
	1	Traffic Signal - Roselawn Avenue and Humane Way	Preparation of engineering design plans and installation and replacement costs for installing a new traffic signal at Roselawn Avenue and Humane Way; intersection meets traffic signal warrants and provides direct connection from Pomona Boulevard to Humane Way thus requiring extensive research and planning due to its unique geographic location, which may require special engineering design	600,000	FY 19-20