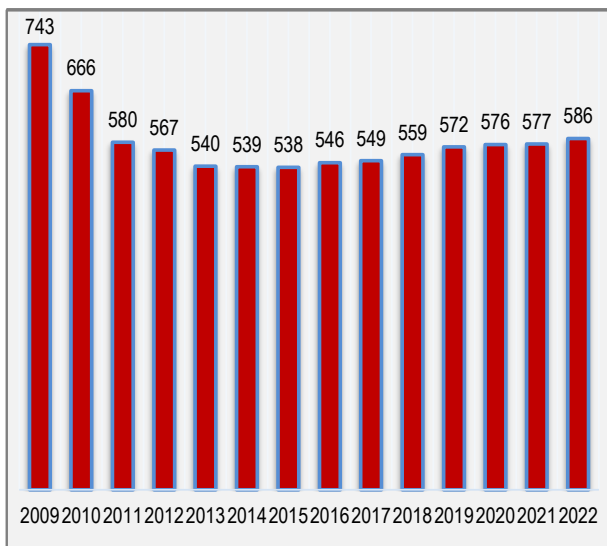


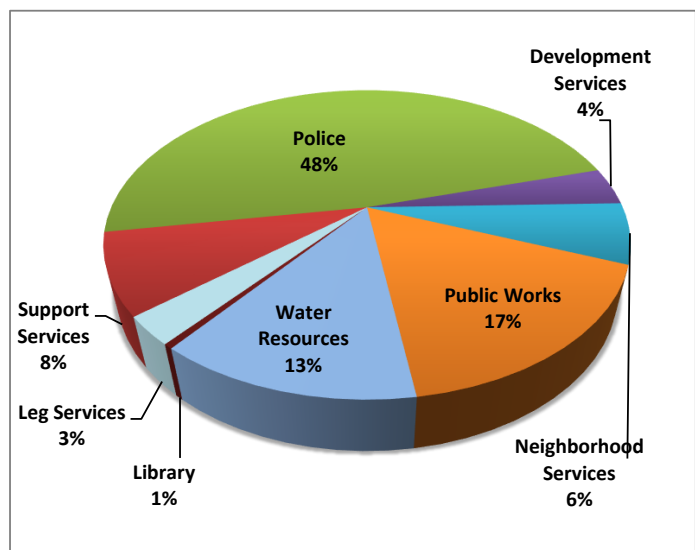
Fiscal Year Comparison of Positions By Department

Department	Authorized 16-17	Authorized 17-18	Authorized 18-19	Authorized 19-20	Amended 20-21	Adopted 2021-22	2021-22 Funding	
							GF	Other
Mayor & City Council	7	7	7	7	7	7	7.00	-
Administration	7	7	7	6	6	6	4.15	1.85
City Clerk	3	3	3	4	4	4	4.00	0.00
City Treasurer	1	1	1	1	1	1	1.00	-
City Attorney	2	2	2	-	-	-	-	-
Human Resources	7	7	7	9	9	9	5.40	3.60
Finance	23	32	32	33	33	33	15.88	17.12
Information Technology	3	8	7	7	7	7	-	7.00
Police	271	271	280	282	282	282	281.40	0.60
Development Services	19	23	23	23	23	23	20.60	2.40
Neighborhood Services	29	29	30	31	33	37	11.78	25.22
Public Works	107	93	96	96	96	98	19.15	79.85
Water Resources	68	74	75	75	75	76	0.00	76.00
Library	1.60	1.60	1.60	1.60	1.60	2.80	2.80	-
Total Benefitted Staffing	548.60	558.60	571.60	575.60	577.60	585.80	373.16	213.64

Staffing



Positions by Department



Authorized Staffing Change Reconciliation

Action Date	Department	FTE Net Change	Details
2019-20 Authorized Staffing			
		575.60	Adopted Staffing Levels at 12-16-19
2020-21 Adopted Staffing			
		575.60	Proposed Staffing Levels at July 1, 2020
7-20-20	Neighborhood Services	1.00	Add Homeless Programs Coordinator
3-21-21	Neighborhood Services	1.00	Add Recreation Coordinator
3-22-21	Public Works	-	Reclass Storekeeper to Senior Storekeeper
2020-21 Authorized Staffing			
		577.60	Adopted Staffing Levels at 03-22-21
2021-22 Proposed Changes			
	Human Resources	-	Reclass HR Assistant to HR Assistant I/II
	Library	-	Reclass Librarian I/II to .60 Library Assistant I/II
	Library	0.60	Add library Assistant I/II (.60)
	Library	0.60	Add Library Supervisor (.60)
	Neighborhood Services-CS	2.00	Add Recreation Coordinators (2)
	Neighborhood Services-CS	1.00	Add Facilities Maintenance Technician
	Neighborhood Services-Hsg	1.00	Add Housing Analyst
	Public Works	1.00	Add Heavy Equipment Mechanic
	Public Works	1.00	Add Facilities Maintenance Technician
	Public Works	-	Reclass Senior Civil Engineer to Principal Traffic Engineer
	Public Works	-	Reclass Senior Civil Engineer to Principal Civil Engineer
	Water Resources	1.00	Add Public Services Maintenance Worker I/II
	Water Resources	-	Reclass Water Resources Manager to Principal Water Engineer
	Water Resources	-	Reclass Water Utility Worker to Senior Storekeeper
2021-22 Adopted Staffing			
		585.80	Adopted Staffing Levels at July 1, 2021

Authorized Staffing - Citywide

Position Title	Authorized	Authorized	Amended	Authorized	Monthly Salaries	
	18-19	19-20	20-21	2021-22	Min \$	Max \$
CITY COUNCIL						
Councilmember	6	6	6	6	819	819
Mayor	1	1	1	1	1,638	1,638
Total - CITY COUNCIL	7	7	7	7		
ADMINISTRATION						
City Manager	1	1	1	1	23,833	23,833
Deputy City Manager	2	2	2	2	10,072	13,497
Senior Administrative Assistant	2	2	2	2	4,564	5,548
Senior Project Manager	1	1	1	1	8,053	9,788
Governmental and Community Affairs Mgr.	1	-	-	-	-	-
Total - ADMINISTRATION	7	6	6	6		
CITY CLERK						
City Clerk	1	1	1	1	8,374	14,998
Deputy City Clerk I/II	2	2	2	2	4,034	5,548
Administrative Clerk	-	1	1	1	3,153	3,829
Total - CITY CLERK	3	4	4	4		
CITY TREASURER						
City Treasurer	1	1	1	1	-	-
Total - CITY TREASURER	1	1	1	1		
CITY ATTORNEY						
Administrative Assistant I/II/III	1	-	-	-	3,310	4,903
Legal Administrative Assistant	1	-	-	-	6,608	8,036
Total - CITY ATTORNEY	2	-	-	-		
HUMAN RESOURCES						
Human Resources Assistant	1	1	1	-	3,655	4,442
Human Resources Assistant I/II	-	-	-	1	3,655	4,903
Human Resources Manager	1	1	1	1	9,339	11,355
Human Resources/Risk Management Director	1	1	1	1	12,578	16,855
Human Resources Technician/Analyst	-	-	-	-	-	-
Human Resources Analyst I/II	1	2	2	2	4,914	7,278
Legal Administrative Assistant	-	1	1	1	6,608	8,036
Risk Manager	1	1	1	1	9,339	11,355
Safety and Emergency Preparedness Officer	1	1	1	1	6,945	8,439
Senior Human Resources Analyst	1	1	1	1	6,945	8,439
Total - HUMAN RESOURCES	7	9	9	9		

Authorized Staffing - Citywide

Position Title	Authorized	Authorized	Amended	Authorized	Monthly Salaries	
	18-19	19-20	20-21	2021-22	Min \$	Max \$
FINANCE						
Accounting Technician I/II	2	2	2	2	3,228	4,335
Accounting Manager	1	1	1	1	9,339	11,355
Accounting Supervisor	1	1	1	1	7,668	9,318
Budget Officer	1	1	1	1	7,298	8,872
Buyer	-	1	1	1	5,038	6,122
Customer Service Specialist I/II	8	8	8	8	3,392	4,552
Deputy Finance Director	-	1	1	1	10,312	12,534
Finance Director/City Treasurer	1	1	1	1	13,215	17,709
Finance Manager	1	-	-	-	-	-
Payroll Coordinator	2	2	2	2	4,136	5,026
Principal Accountant	2	2	2	2	6,945	8,439
Purchasing Manager	1	1	1	1	7,669	9,319
Revenue Operations Manager	-	1	1	1	7,669	9,319
Revenue Operations Supervisor	2	1	1	1	6,450	7,842
Senior Accountant	3	3	3	3	6,293	7,648
Senior Accounting Technician	1	1	1	1	4,136	5,026
Senior Customer Service Specialist	5	5	5	5	4,136	5,026
Senior Purchasing Technician	1	1	1	1	4,136	5,026
Total - FINANCE	32	33	33	33		
INFORMATION TECHNOLOGY						
Database Administrator	1	1	1	1	7,669	9,319
Information Technology Director	1	1	1	1	9,826	13,168
Senior Systems Analyst	2	2	2	2	6,293	7,648
Systems Technician	3	3	3	3	4,564	5,548
Total - INFORMATION TECHNOLOGY	7	7	7	7		
POLICE						
NON-SWORN						
Accounting Technician I/II	1	-	-	-	-	-
Administrative Services Manager	1	1	1	1	7,297	8,868
Community Services Officer I/II	17	17	17	17	3,565	4,784
Crime Scene Investigator (Civilian)	3	2	2	2	5,561	6,760
Criminal Intelligence Coordinator	1	1	1	1	4,914	5,973
Jail Supervisor	1	1	1	1	5,699	6,927
Jailer	13	15	15	15	4,136	5,026
Management Analyst	1	1	1	1	5,561	6,760
Parking Enforcement Officer	4	4	4	4	3,228	3,924
Payroll Technician I/II	1	1	1	1	3,392	4,442
Police Building Facility Coordinator	1	1	1	1	5,561	6,760
Police Civilian Division Commander	1	1	1	1	10,312	12,534
Police Department Coordinator	2	2	2	2	4,564	5,548
Police Dispatch and Jail Services Manager	1	1	1	1	8,460	10,285
Police Dispatch Shift Supervisor	6	6	6	6	6,775	8,236

Authorized Staffing - Citywide

Position Title	Authorized	Authorized	Amended	Authorized	Monthly Salaries	
	18-19	19-20	20-21	2021-22	Min \$	Max \$
Police Dispatcher I/II	17	17	17	17	4,564	6,122
Police Division Coordinator I/II/III	4	4	4	4	3,310	4,903
Police Records Manager	1	1	1	1	6,945	8,439
Police Records Shift Supervisor	2	2	2	2	4,793	5,829
Police Records Specialist I/II	13	13	13	13	3,392	4,552
Property and Evidence Technician	2	2	2	2	3,936	4,784
Public Information Specialist I/II	1	1	1	1	4,564	6,760
Rangemaster	1	1	1	1	5,038	6,122
Senior Accounting Technician	-	1	1	1	4,136	5,026
Senior Communication Technician	2	2	2	2	6,138	7,460
Senior Crime Scene Investigator	-	1	1	1	6,138	7,460
Senior Jailer	4	4	4	4	4,793	5,829
Senior Parking Enforcement Officer	1	1	1	1	3,565	4,335
Senior Police Dispatcher	3	3	3	3	5,561	6,760
Senior Police Records Specialist	5	5	5	5	4,136	5,026
Senior Property and Evidence Technician	1	1	1	1	4,564	5,548
Subtotal - Police - Non Sworn	111	113	113	113		
SWORN						
Deputy Police Chief	1	1	1	1	12,819	15,655
Police Captain	2	2	2	2	12,209	14,910
Police Chief	1	1	1	1	17,662	23,669
Police Corporal	18	18	18	18	7,558	9,228
Police Investigator	23	23	23	23	7,695	9,395
Police Lieutenant	6	7	7	7	10,620	12,965
Police Officer	100	100	100	100	6,871	8,388
Police Sergeant	18	17	17	17	8,848	10,805
Subtotal - Police - Sworn	169	169	169	169		
Total - POLICE	280	282	282	282		

Authorized Staffing - Citywide

Position Title	Authorized	Authorized	Amended	Authorized	Monthly Salaries	
	18-19	19-20	20-21	2021-22	Min \$	Max \$
NEIGHBORHOOD SERVICES						
Administrative Assistant I/II/III	1	1	1	1	3,310	4,903
Community Services Manager	1	1	1	1	8,892	10,809
Facilities Custodian	1	1	1	1	3,077	3,735
Facilities Maintenance Technician	-	-	-	1	4,564	5,548
Family Self Sufficiency Coordinator	1	1	1	1	6,608	8,036
Governmental & Community Affairs Manager	-	1	1	1	8,053	9,792
Homeless Programs Coordinator	-	-	1	1	6,608	8,036
Homeless Programs Supervisor	1	1	1	1	7,297	8,868
Housing Analyst	2	2	2	3	5,561	6,760
Housing Authority Manager	1	1	1	1	8,892	10,809
Housing Grants Supervisor	1	1	1	1	7,297	8,868
Housing Inspector I/II	2	2	2	2	4,678	6,277
Housing Loan Coordinator I/II	2	2	2	2	4,564	6,122
Housing Rehabilitation Specialist	2	2	2	2	5,430	6,595
Housing Services Manager	1	1	1	1	8,892	10,809
Housing Specialist I/II/III	4	4	4	4	4,034	6,433
Housing Technician	3	-	-	-	-	-
Housing Technician I/II		3	3	3	3,748	5,026
Lead Facilities Custodian	1	1	1	1	3,565	4,335
Management Analyst	2	2	2	2	5,561	6,760
Neighborhood Services Director	1	1	1	1	11,680	15,652
Recreation Coordinator	1	1	2	4	5,038	6,122
Recreation Supervisor	2	2	2	2	6,138	7,460
Total - NEIGHBORHOOD SVCS	30	31	33	37		
DEVELOPMENT SERVICES						
Administrative Assistant I/II/III	1	2	2	2	3,310	4,903
Administrative Clerk	1	-	-	-	3,153	3,829
Assistant/Associate Planner	5	5	5	5	5,430	7,278
Code Compliance Inspector	7	7	7	7	4,914	5,973
Code Compliance Manager	-	1	1	1	8,892	10,809
Code Compliance Supervisor	1	1	1	1	6,608	8,036
Development Services Director	1	1	1	1	12,578	16,855

Authorized Staffing - Citywide


Position Title	Authorized 18-19	Authorized 19-20	Amended 20-21	Authorized 2021-22	Monthly Salaries	
					Min \$	Max \$
Planning Manager	1	1	1	1	10,312	12,534
Planning Technician	2	2	2	2	4,453	5,408
Program Specialist	1	1	1	1	4,678	5,687
Senior Code Compliance Inspector	1	-	-	-	-	-
Senior Planner	2	1	1	1	6,945	8,439
Supervising Planner	-	1	1	1	8,460	10,285
Homeless Programs Coordinator						
Total - DEVELOP SVCS	23	23	23	23		
PUBLIC WORKS						
Accounting Technician I/II	1	1	1	1	3,228	4,335
Administrative Assistant I/II/III	3	3	3	3	3,310	4,903
Administrative Clerk	1	1	1	1	3,153	3,829
Assistant/Associate/Associate Civil Engineer	-	5	5	5	6,608	9,788
City Engineer	1	1	1	1	11,957	14,536
Engineering Assistant / Associate	5	-	-	-	-	-
Engineering Technician	2	2	2	2	5,164	6,277
Equipment Mechanic	3	3	3	3	4,344	5,280
Facilities Maintenance Supervisor	1	1	1	1	6,608	8,036
Facilities Maintenance Technician	2	2	2	3	4,564	5,548
Fleet Services Manager	1	1	1	1	8,053	9,792
Fleet Services Supervisor	1	1	1	1	6,138	7,460
Graffiti Removal Worker	6	6	6	6	3,153	3,829
Heavy Equipment Mechanic	6	6	6	7	4,793	5,829
Lead Equipment Mechanic	1	1	1	1	5,561	6,760
Lead Facilities Maintenance Technician	2	2	2	2	5,292	6,433
Lead Graffiti Removal Worker	1	1	1	1	3,655	4,442
Lead Landscape Maintenance Technician	1	1	1	1	4,238	5,150
Lead Signal/Lighting Technician	-	1	1	1	5,561	6,760
Management Analyst	1	1	1	1	5,561	6,760
Paint and Sign Technician I / II	2	2	2	2	3,480	4,669
Parks and Facilities Manager	1	1	1	1	8,892	10,809
Parks and Landscape Supervisor	1	1	1	1	6,608	8,036
Principal Civil Engineer	-	-	-	1	10,312	12,534
Principal Traffic Engineer	-	-	-	1	10,312	12,534
Program Assistant	3	3	3	3	4,034	4,903
Program Specialist	-	-	-	-	4,678	5,687
Public Services Crew Leader	3	3	3	3	4,238	5,150
Public Services Supervisor	1	1	1	1	6,608	8,036
Public Services Maintenance Worker I/II	9	9	9	9	3,310	4,442
Public Works Director	1	1	1	1	12,271	16,444
Public Works Inspector I/II	3	3	3	3	5,430	7,278
Senior Administrative Assistant	1	1	1	1	4,564	5,548
Senior Civil Engineer	2	2	2	-	9,337	11,353
Senior Management Analyst	2	2	2	2	6,608	8,036

Authorized Staffing - Citywide

Position Title	Authorized	Authorized	Amended	Authorized	Monthly Salaries	
	18-19	19-20	20-21	2021-22	Min \$	Max \$
Senior Storekeeper	-	-	1	1		
Signal/Lighting Technician	3	2	2	2	5,038	6,122
Solid Waste Driver	20	20	20	20	4,136	5,026
Solid Waste Supervisor	2	2	2	2	6,138	7,460
Storekeeper	1	1	-	-	3,565	4,335
Streets and Solid Waste Services Manager	1	1	1	1	8,892	10,809
Traffic Operations Crew Chief	1	1	1	1	5,985	7,278
Total - PUBLIC WORKS	96	96	96	98		
WATER RESOURCES						
Environmental Programs Supervisor	1	-	-	-	-	-
Environmental Compliance Supervisor	-	1	1	1	8,254	10,033
Distribution & Wastewater Op Supervisor	1	1	1	1	8,890	10,806
Lead Meter Technician	1	1	1	1	4,678	5,687
Meter Technician	3	3	3	3	4,034	4,903
Program Assistant	3	3	3	3	4,034	4,903
Program Specialist	1	1	1	1	4,678	5,687
Principal Water Engineer	-	-	-	1	10,312	12,534
Public Services Maintenance Worker I/II	2	-	-	1	3,310	4,442
Senior Administrative Assistant	1	1	1	1	4,564	5,548
Senior Management Analyst	1	1	1	1	6,608	8,036
Senior Storekeeper	-	-	-	1	4,136	5,026
Senior Utility System Technician	1	1	1	1	7,118	8,652
Senior Water Resources Engineer	2	2	2	2	9,337	11,353
Supervising Water Resources Engineer	1	-	-	-	-	-
Utility Assist/Assoc/Assoc Civil Engineer	-	1	1	1	6,608	9,788
Utility System Technician	1	1	1	1	6,450	7,842
Wastewater Collection Systems Crew Chief	1	1	1	1	7,118	8,652
Wastewater Maintenance Technician I/II/III	7	7	7	7	3,936	6,122
Water Facilities Worker I/II	-	2	2	2	3,310	4,442
Water Resources Director	1	1	1	1	12,271	16,444
Water Resources Manager	1	1	1	-	11,379	13,836
Water Operations Crew Chief	5	5	5	5	7,118	8,652
Water Operations Manager	1	1	1	1	10,312	12,534
Water Production & Treatment Operations Super	1	1	1	1	8,890	10,806
Water Quality Control Technician I/II	2	2	2	2	5,164	8,036
Water System Operator I/II/III	3	3	3	3	4,564	7,101
Water Treatment & Quality Crew Chief	2	2	2	2	7,118	8,652
Water Treatment & Quality Supervisor	1	1	1	1	8,254	10,033
Water Treatment Plant Operator I/II/III	5	5	5	5	4,793	7,460
Water Utility Crew Leader	8	8	8	8	5,038	6,122
Water Utility Worker I/II	17	17	17	16	3,936	5,280
Welder/Fabricator	1	1	1	1	5,561	6,760
Total - WATER RESOURCES	75	75	75	76		

Authorized Staffing - Citywide

Position Title	Authorized	Authorized	Amended	Authorized	Monthly Salaries	
	18-19	19-20	20-21	2021-22	Min \$	Max \$
LIBRARY						
Librarian I/II	0.60	0.60	0.60	-	2,807	3,766
Library Assistant I/II	-	-	-	1.20	1,986	2,665
Library Manager	1.00	1.00	1.00	1.00	7,669	9,319
Library Supervisor	-	-	-	0.60	2,693	3,275
Total - LIBRARY	1.6	1.6	1.6	2.8		
TOTAL - ALL BENEFITTED POSITIONS	571.60	575.60	577.60	585.80		



This Page Intentionally Left Blank

