



# Homeless Services In Pomona

How can we make a  
difference?

---

# City of Pomona Homeless Services

Since 1997, the City of Pomona has implemented a coordinated effort to address homelessness:

- The Pomona Continuum of Care Coalition
- Hiring a Homeless Services Coordinator
- Leadership in supporting regional and countywide solutions to addressing homelessness
- Administering annually over \$1.5 million in grants that focus on services that reduce homelessness

## Pomona Continuum of Care Coalition

- The goal is to address gaps in services and minimize duplication of effort to effectively address homelessness.
- The Coalition meets on a monthly basis.
- Consists of over 40 community and faith-based organizations, local government agencies, and residents, homeless representatives and other community stakeholders.

# Homeless Services Coordinator

A position within the City established to:

- Serve as a community liaison and central contact person for the City at a local, regional and county level regarding homeless issues and services.
- Act as a resource to City Council, City staff and community partners, providing technical assistance and subject matter expertise on issues of homelessness.
- Serve as a City Liaison to the Pomona Continuum of Care Coalition, the regional Consortium and LAHSA.
- Coordinate intake, referral and evaluation services for homeless persons seeking assistance.
- Coordinate service response between the Outreach Team and law enforcement, code enforcement and other City staff when requested.

# City Administered Programs

- Emergency Solutions Grant
- Continuum of Care Grants
  - ❖ Permanent Supportive Housing
  - ❖ Transitional Living Center
  - ❖ Pomona Street Outreach Team
  - ❖ Rapid Re-Housing Program
- The City recently applied for \$600,000 in new Rapid Re-Housing funding for FY 2016.

# Emergency Solutions Grant (ESG)

In FY2014-15, the City received an allocation of \$194,984 in ESG funding. This funding is used to:

1. Engage homeless individuals and families living on the street;
  2. Improve the number and quality of emergency shelters for homeless individuals and families;
  3. Help operate these shelters;
  4. Provide essential services to shelter residents,
  5. Rapidly re-house homeless individuals and families, and
  6. Prevent families/individuals from becoming homeless.
- In 2014-15, 467 homeless persons were provided homeless services with these funds.
  - Over the past 10 years 16,339 people have received homeless related services utilizing this funding.

# Continuum of Care Programs

## Permanent Supportive Housing

- In 2014, the City received \$988,231 to provide rental assistance to qualified homeless persons with a disability and their families.
- To implement this program the Pomona Housing Authority is provided funding for 54 rental assistance vouchers.
- With the funding available we have been able to increase our participant capacity and have provided rental assistance to an average of 80 homeless families annually.
- In 2014-15, 93 homeless families were provided rental assistance with supportive services.
- Over the past 10 years 732 homeless families have been housed with these funds.

# Continuum of Care Programs

- Transitional Living Center
  - The City receives an annual award of \$165,243
  - This program provides transitional housing for up to 6 homeless individuals at capacity
  - Because transitional housing is not something that is projected to be funded by HUD in the future. Staff is working to change the focus of this program to rapid re-housing.
  - In 2014-15, 28 homeless individuals were provided transitional housing. Of those, 9 were permanently housed.
  - Over the past 10 years 182 homeless individuals were provided housing services with this program.



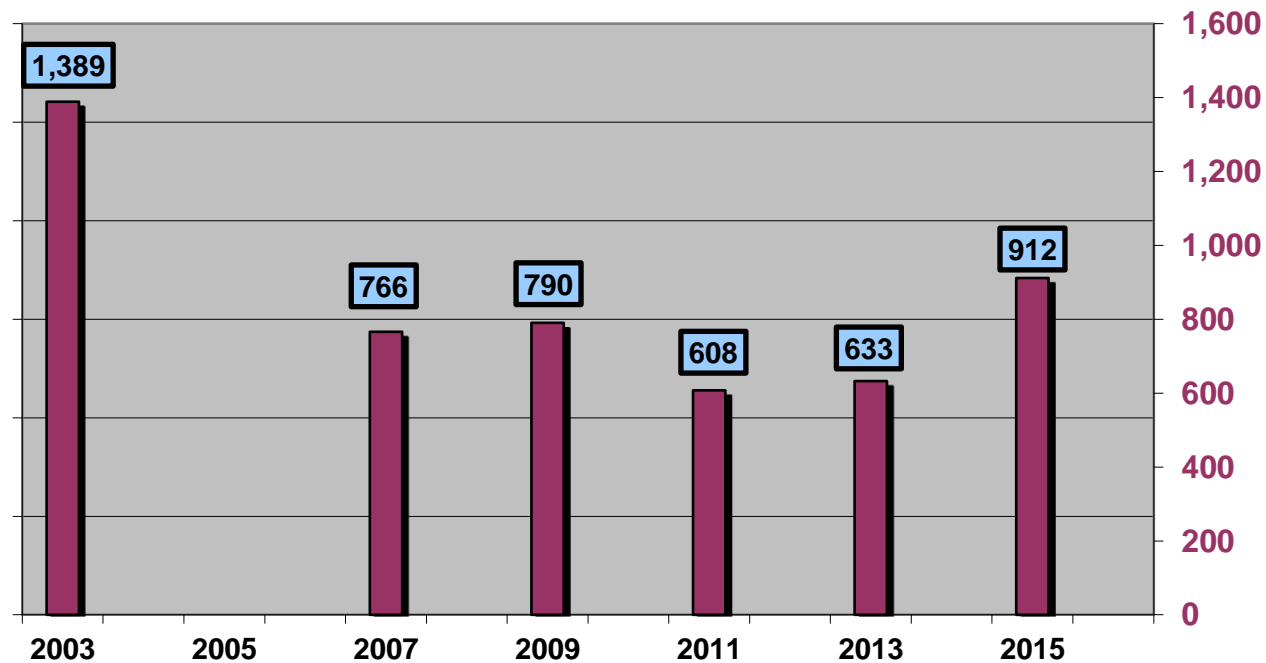
# Continuum of Care Programs

- Pomona Street Outreach Program
  - The City receives an annual award of \$203,809
  - This program funds the Pomona Street Outreach Team
  - Next year this program will focus on implementing a Rapid Re-Housing (RRH) model to increase the number of individuals stabilized in housing.
  - It is expected that the RRH program will house 75 homeless individuals.
  - In 2014-15, 786 homeless persons were provided outreach services. Of those, 266 were provided housing
  - Over the past 10 years 13,751 homeless persons have been provided services through the Pomona Street Outreach Team

# 10 Year Homeless Services Review

- Over the past 10 years City of Pomona's Homeless Services has administered \$18,472,448 in grant funds
- As a result, 33,318 homeless individuals and families have been provided with homeless services. Of those:
  - 11,990 were prevented from becoming homeless,
  - 9,374 were provided either emergency, transitional or permanent housing and
  - 11,954 were provided with outreach or coordinating services
- **The average cost to assist these individuals was \$554**

# Pomona Homeless Count



# Pomona Point in Time Count

Pomona	Total	Sheltered	Unsheltered
2015	912	324	588
2013	630	285	345
Difference	282	39	243
	44.76%	13.68%	70.43%

# A Look at Homelessness in our Region

Regional Analysis	Total SPA 3 Count	Total Pomona Count	SPA 3 less Pomona Count	Pomona % of Total Region Count
2015	3093	912	2,181	29.49%
2013	2794	630	2,164	22.55%
<b>Increase in homeless #</b>	<b>299</b>	<b>282</b>	<b>17</b>	<b>94.31%</b>
Increase in homeless %	10.70%	44.76%	0.79%	

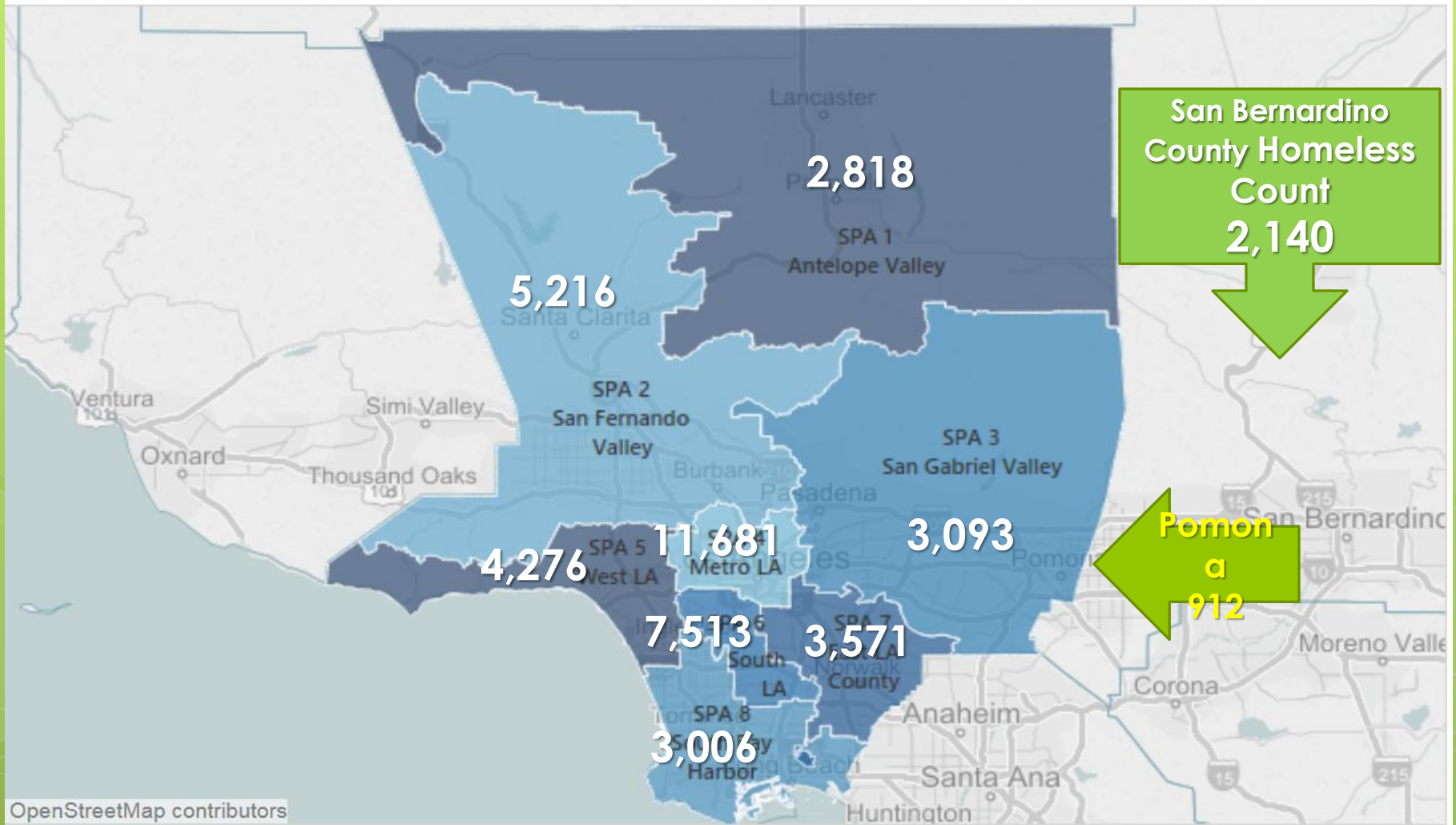
# Los Angeles County

County Regions	Service Planning Area	2015	2013	Increase	%
Antelope Valley	SPA 1	2,818	2,113	705	33.36%
San Fernando Valley	SPA 2	5,216	4,836	380	7.86%
San Gabriel Valley	SPA 3	3,093	2,794	299	10.70%
Metro Los Angeles	SPA 4	11,681	10,472	1,209	11.55%
West Los Angeles	SPA 5	4,276	3,667	609	16.61%
South Los Angeles	SPA 6	7,513	7,045	468	6.64%
East Los Angeles	SPA 7	3,571	2,429	1,142	47.02%
South Bay Harbor	SPA 8	3,006	2,168	838	38.65%
Los Angeles Continuum of Care	LA COC	41,174	35,524	5,650	15.90%

**Pomona is in SPA 3**

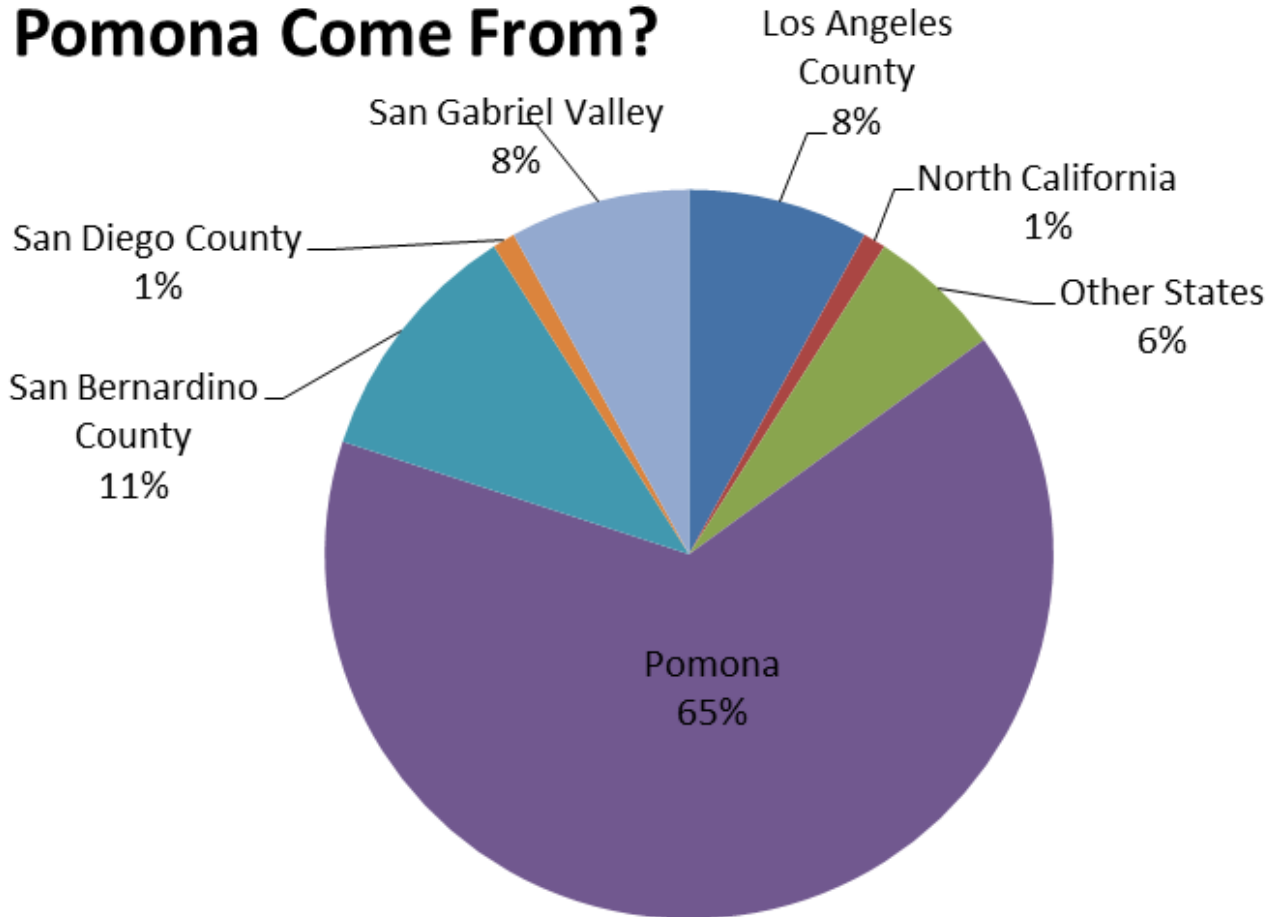
Source: LAHSA Point in Time Homeless Count

## 2015 Greater Los Angeles Homeless Count



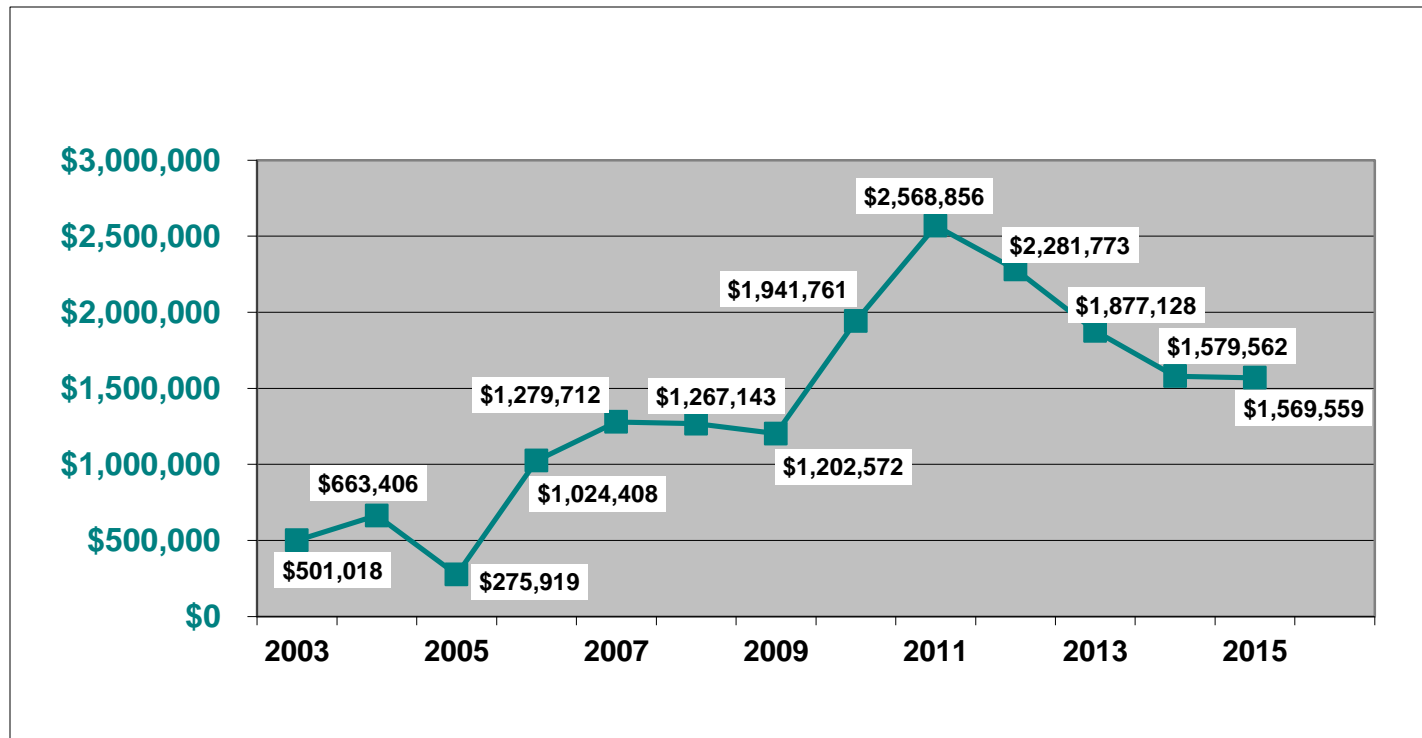
Source: LAHSA 2015 Point in Time Homeless Count

## Where Do The Homeless in Pomona Come From?

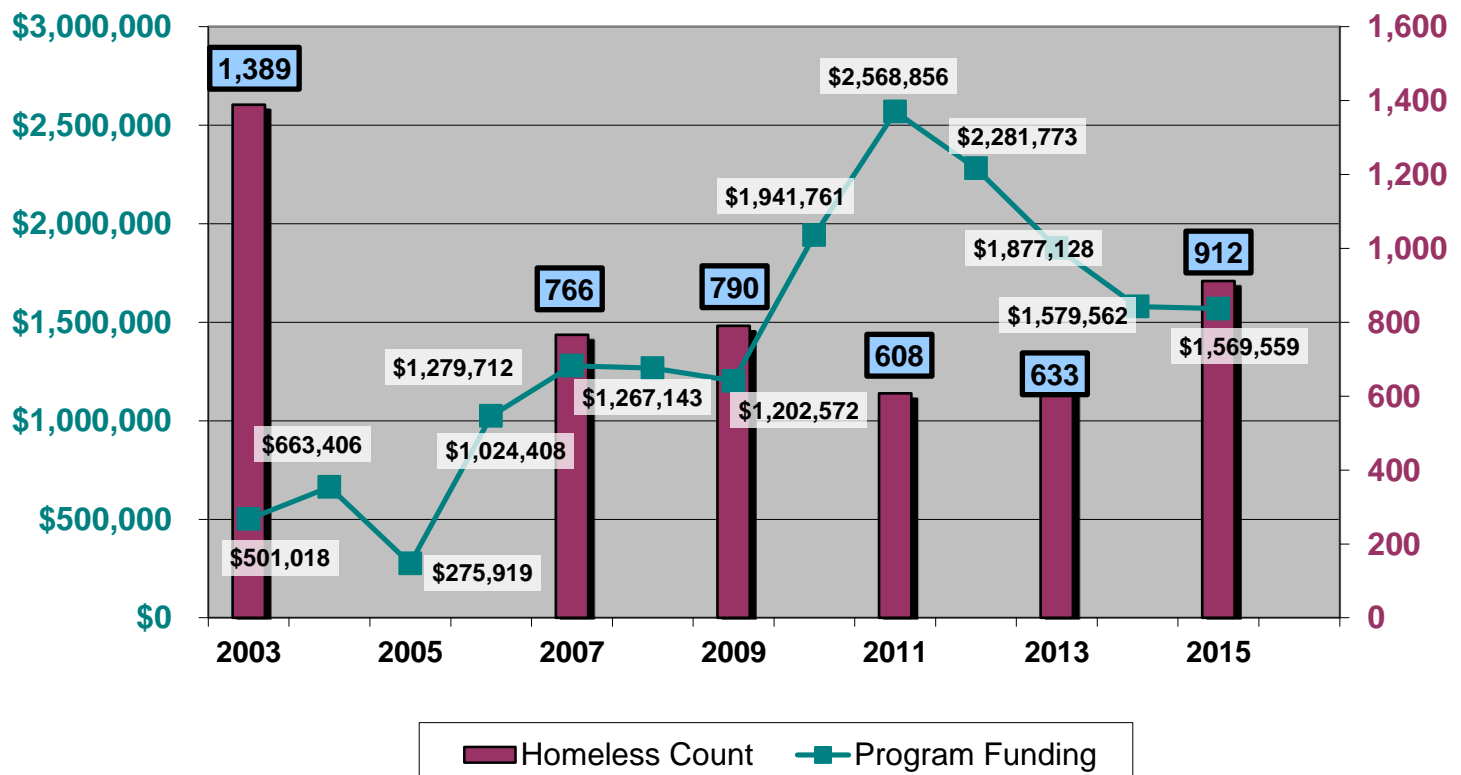




# Homeless Services Program Funding

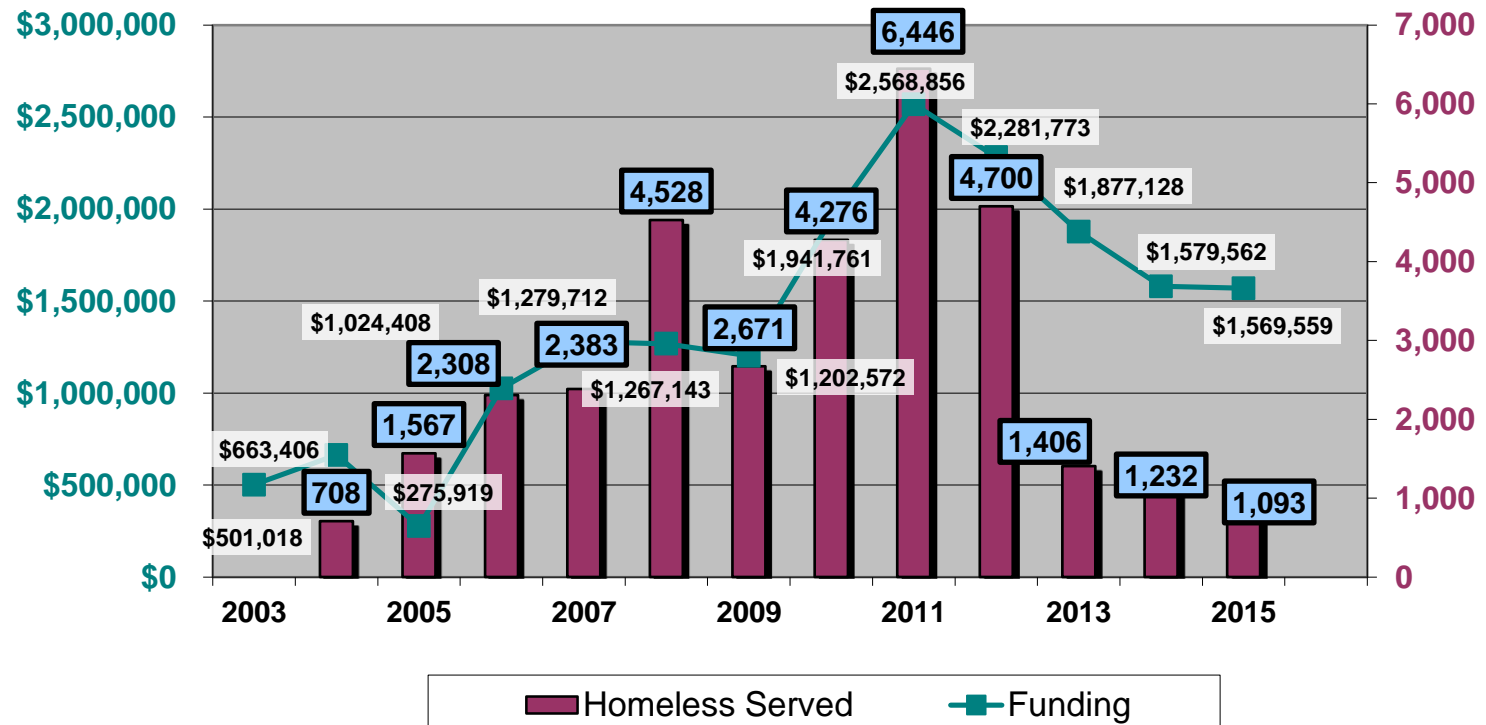


Source: The City of Pomona The State of Homelessness in Pomona, 2013  
(Updated)



Source: The City of Pomona The State of Homelessness in Pomona, 2013 (Updated)

# Program Funding and Homeless Count



Source: The City of Pomona The State of Homelessness in Pomona, 2013 (Updated)