

# DEVELOPMENT OF THE 2019-2020 ANNUAL ACTION PLAN

PRESENTED  
BY  
CITY OF POMONA

NEIGHBORHOOD SERVICES DEPARTMENT  
HOUSING DIVISION



# PURPOSE OF THE CONSOLIDATED PLAN

The Plan serves as:

- A planning document which builds on a comprehensive consultation and citizen participation process;
- An application for HUD federal funds;
- A five-(5) year strategy to meet housing, homelessness, community development, and economic development needs;
- An outline for Development of the Annual Action Plan for investing Federal funds in the community;

The City currently participates in the following Federal Entitlement Programs:

- Community Development Block Grant (CDBG) Funds;
- HOME Investment Partnership Act (HOME) Funds;
- Emergency Solutions Grant (ESG) Funds;

HUD Consolidated Plan requirements:

- Build consensus for the Plan;
- Seek partners (community based organizations & citizens);
- Identify priority needs, goals and strategies based on Community Participation;
- Target efforts for Federal Funds (build on existing capital improvements and infrastructure plans housing needs; public services needs; neighborhood sustainable efforts);
- Focus on leveraging additional money (not just CDBG, HOME and ESG);
- Target emphasis (Low-income persons and CDBG-eligible areas in the City).

# CONSULTATION & CITIZEN PARTICIPATION

During the development of the 2019-2020 Annual Action Plan and as part of the public participation process, the City is consulting with the following stakeholders to solicit their input on the City's housing and community development needs in order to identify goals and strategies :

- City Council;
- Community Residents;
- Community Agencies serving Children, the Elderly, Persons with Disabilities, the Homeless and Persons w/ AIDS;
- State and Local Health Agencies;
- Adjacent Local Governments;
- Economic Development Interests;
- Public Housing Agencies;

Staff will utilize the following forums to receive stakeholder input:

- Study Sessions/Public Hearing
- Stakeholder Focus Groups
- Community Needs Survey through Mailing, Distribution, Press Release and Posting of Survey on the Internet
- Telephone/Personal Interviews

# PREVIOUS CONSOLIDATED PLAN GOALS

## Housing Strategies

- Preserve the City's existing affordable housing stock through rehabilitation;
- Preserve the City's existing moderate housing stock through homeowner rehabilitation;
- Further fair housing efforts;
- Preserve at-risk housing stock and prevent slum/blight through Mobile Home Rehabilitation;
- Increase affordable housing opportunities by assisting CHDO's;
- Increase affordable housing opportunities for low- to moderate first-time homebuyers;
- Increase affordable housing opportunities through Section 8 Rental Assistance;
- Increase affordable housing opportunities through HOME-funded Tenant-Based Rental Assistance;
- Increase the supply of affordable housing through acquisition, rehabilitation and/or resale;
- Conduct proactive code enforcement in targeted areas to prevent slum and blighted conditions;
- Reduce the number of housing units with lead-based paint hazards through education, testing and remediation.

# PREVIOUS CONSOLIDATED PLAN GOALS (CONT.)

## Homeless Strategies:

- Strengthen the Continuum of Care by addressing gaps in residential and non-residential services
- Implement a plan of homeless prevention
- Increase essential services to the homeless population
- Develop and Implement a Homeless Management Information System
- Develop and implement a Strategic Plan to end homelessness
- Improve access to services and information and increase levels of referral

## Community Development Strategies:

- Improve overall infrastructure of low- to moderate-income neighborhoods
- Improve recreational and community facilities located in low- to moderate-income neighborhoods
- Improve ADA accessibility throughout the City
- Improve access to public services for special needs population (youth and families)
- Improve access to health care for at-risk households
- Improve the quality of life and mobility for the senior population
- Improve public safety through crime prevention oriented policing

## Economic Development Strategies:

- Provide funds to organizations that will create, retain or expand job opportunities to low- to moderate-income persons

# FIVE-YEAR SNAPSHOT OF HUD ALLOCATIONS

<b>Year</b>	<b>CDBG</b>	<b>HOME</b>	<b>ESG</b>
<b>2018-19</b>	<b>\$2,167,226</b>	<b>\$803,709</b>	<b>\$181,281</b>
<b>2017-18</b>	<b>\$2,013,735</b>	<b>\$555,790</b>	<b>\$178,441</b>
<b>2016-17</b>	<b>\$1,982,076</b>	<b>\$535,235</b>	<b>\$181,083</b>
<b>2015-16</b>	<b>\$2,011,586</b>	<b>\$514,397</b>	<b>\$180,540</b>
<b>2014-15</b>	<b>\$2,025,433</b>	<b>\$546,702</b>	<b>\$172,577</b>

The City's planning for FY 19-20 is based on the current allocation until we receive notification of the final award.

# STATUTORY SPENDING CAPS

## CDBG

20% Admin

15% Public Services

Remaining funds are spent on eligible activities

## HOME

10% Admin

15% Community Housing Development Orgs (CHDO's)

Remaining funds are spent on eligible activities

## ESG

- 7.5% Admin
- A combined 60% cap on Street Outreach and Emergency Shelter
- Eligible activities include, Shelter Operations, Homeless Prevention, Street Outreach, Rapid Re-housing and HMIS

# ELIGIBLE ACTIVITIES

Eligible activities include, but are not limited to the following activities under the three sources funding:

## CDBG

Public Facilities and Improvements

Fair Housing Services

Housing Rehabilitation

Code Enforcement

Public Services

Historic Preservation

Lead-Based Paint Testing and Abatement

Economic Development

Administrative Costs

## HOME

Homeowner Rehabilitation: (repair and/or rehabilitation of homes)

Homebuyer Activities: (acquisition, rehabilitation or new construction for homebuyers)

Rental Housing: (acquisition, rehabilitation or new construction of affordable rental housing)

Tenant-Based Rental Assistance: (rent, security deposits and, under w/conditions, utility deposits)

Administrative Costs

## ESG

Homeless Management Information System (HMIS)

Rapid Re-Housing

Emergency Shelter

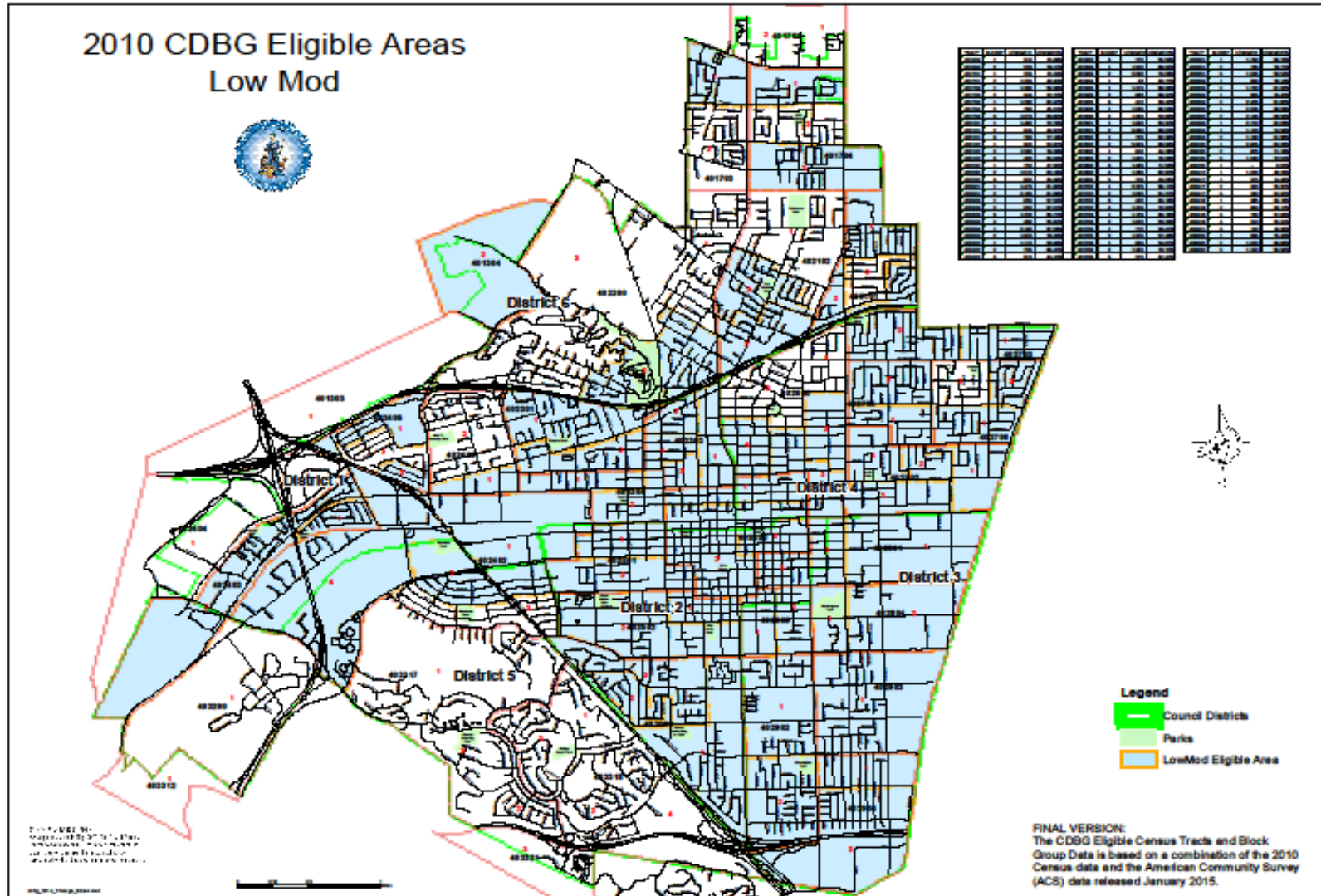
Street Outreach

Homeless Prevention

Administration Costs



# 2010 CENSUS MAP



# FIVE - YEAR HIGHLIGHTS

## (CDBG-FUNDED PROJECTS 2013-2018)

These are the activities that were funded during the last Consolidated Plan period (2013-2018) using Community Development Block Grant (CDBG) funds:

### Neighborhood Services

- Code Enforcement
- Community Oriented Policing
- Housing Facade Program
- Emergency Housing Repair Grant
- Economic Development



### Public Infrastructure

- Alley Improvements
- Street Improvements
- Sidewalk Improvements
- ADA Curb Ramp Installation

### Public Services

After School Recreational and Educational Programs

Fair Housing Services

Youth Leadership Programs

Domestic Violence Programs

Human Services Programs




# AFFORDABLE HOUSING HIGHLIGHTS



# SUBSTANTIAL REHABILITATION

Before and After



# SUBSTANTIAL REHABILITATION


## Interior Improvements




Floors




Ceiling and Wall Paint




Sliding Door



Sink, Plumbing and Kitchen  
Counters



Bathroom



Electrical Work

# SUBSTANTIAL REHABILITATION

## Exterior Improvements



Sod and Driveway



Room Addition



Re-roof



Walkway



Repaired Patio Cover



Garage Door



windows




Fence



Stucco & Exterior Paint

# EMERGENCY REPAIR



New Electrical Panel

# MOBILE HOME REHABILITATION



Before



After



# FACADE PROGRAM



New driveway, windows and exterior paint

# INFRASTRUCTURE AND FACILITIES IMPROVEMENTS



**Towne Ave.**



**San Antonio Ave.**



**New playground at Ganesha Park**



**Streetlights**

**YOUR INPUT  
IS OUR  
PRIORITY!  
DEADLINE IS  
JANUARY  
31<sup>ST</sup>!**

**CITY OF POMONA  
COMMUNITY NEEDS SURVEY**

*Dedicated to improving the quality of life for our community*

The City of Pomona is conducting a community needs survey in your neighborhood to gather information on the types of services and improvements that may be needed. Please tell us what you feel is important in your neighborhood by rating the need for each item.

Please fill in all the blanks completely, like this ● not like this ✕/○.

District (blank if unknown) 

1	2	3	4	5	6
○	○	○	○	○	○

	Priority			
	High	Medium	Low	No Priority
<b>COMMUNITY FACILITIES</b>				
Senior centers				
Youth centers				
Child care centers				
Park and recreation facilities				
Health care facilities				
Community centers				
Libraries				
<b>INFRASTRUCTURE</b>				
Drainage improvement				
Water/Sewer improvement				
Street/Alley improvement				
Street lighting				
Sidewalk improvement				
<b>SPECIAL NEEDS SERVICES</b>				
Centers/Services for people with disabilities				
Accessibility improvements				
Domestic violence services				
Substance abuse services				
Homeless shelter/services				
HIV/AIDS centers and services				
Neglected/Abused children centers and services				
<b>HOUSING</b>				
Improvements for individuals with disabilities				
Homeowners housing rehabilitation				
<b>HOUSING CONTINUED</b>				
Foreclosure				
<b>COMMUNITY SERVICES</b>				
Senior services				
Youth activities				
Child care services				
Transportation services				
Anti-crime programs				
Health services				
Mental health services				
Legal services				
Youth employment				
<b>NEIGHBORHOOD SERVICES</b>				
Tree planting				
Trash and debris removal				
Graffiti removal				
Code enforcement				
Parking facilities				
Clean up abandoned lots and buildings				
<b>BUSINESSES AND JOBS</b>				
Start-up business assistance				
Small business loans				
Job creation and retention				
Employment training				
Business mentoring				

**To fill out the survey online  
go to  
[www.ci.pomona.ca.us](http://www.ci.pomona.ca.us)**

# FY 18-19 SURVEY RESULTS

(CONTRIBUTED TO THE DEVELOPMENT OF FY 18-19 ANNUAL ACTION PLAN)

The top three (3) priority needs for each category are identified as follows:

## Housing

- Special Needs (seniors, persons with disabilities) (71%)
- Affordable Housing (acquisition, rehabilitation, new construction) (72%)
  - First Time Homebuyers (down payment assistance) (69%)

## Community Development

- Public Infrastructure (streets, alleys & streetlights) (86%)
- Economic Development (job creation, new business) (84%)
  - Park and Community Centers (79%)

## Homeless Services

- Homeless Prevention (86%)
- Emergency Shelter (74%)
- Case Management/Counseling (73%)

## Public Service

- Senior Services (wellness, physical, nutritional programs) (84%)
  - Anti-Crime Program (community oriented policing) (84%)
- Social Services (food bank, domestic violence, counseling) (72%)

# FY 2019-2020 ANNUAL ACTION PLANS

## SCHEDULE DATES

DATE	ACTIVITY
October 25, 2018	CDBG Request for funding (RFP) application release date
November 7, 2018	RFP Technical Assistance Workshop
January 11, 2019	CDBG Proposals Due by 4:00pm (ONLINE )
October 9, 2018 - January 31, 2019	Conduct citizen participation outreach via meetings and surveys; other community input via stakeholder meetings
January - February 2019	Proposal review. Send notification letters to applicants and advise public of meeting/hearing
March - May, 2019	Budget meetings, draft plan and public hearings
May 15, 2019	HUD deadline for receipt of the Consolidated and Annual Action Plan
July 1, 2019	Fiscal year 2019-2020 program year begins

# STAFF CONTACT LIST

**Beverly Johnson, Housing Services Manager  
(909) 620-2433**

**Isabel Abundis, Housing Analyst  
(909) 620-3772**

**Tracy Byl, Housing Technician  
(909) 620-2437**

**Veronica Perez, Housing Technician  
(909) 620-2467**

**Donyielle Holley, Homeless Programs Supervisor  
(909) 620-2571**