


Traffic Projects



Five Year Capital Improvement Program

	Page #	Council Request *	YTD Costs as of 2/28/07	Remaining Budget
Traffic				
~ Funded Projects ~				
Bikeway - Citrus Bikeway Construction	1		15,645	133,475
School Crossing Traffic Signal - Valley Boulevard and Omar Street	2	*	408	149,592
Speed Humps - Citywide (Phase II)	3	*	-	220,000
Speed Humps - District 1	4	*	557	42,443
Speed Humps - District 2	5	*	388	27,612
Speed Humps - District 2 (FY 2007/08)	6	*	-	-
Speed Humps - District 3	7	*	388	19,612
Speed Humps - District 3 (FY 2007/08)	8	*	-	-
Speed Humps - District 4	9	*	388	24,712
Speed Humps - District 5	10	*	388	38,212
Speed Humps - District 5 (FY 2007/08)	11	*	-	-
Speed Humps - District 6	12	*	394	46,606
Speed Humps - District 6 (FY 2007/08)	13	*	-	-
Streetlights - District 1(25), District 2 (9), District 4 (42), District 6 (7)	14		605,129	70,856
Streetlights - District 1	15	*	-	195,000
Streetlights - District 3	16	*	95	129,905
Streetlights - District 4	17	*	-	150,000
Streetlights - Glen Park and Hamilton Boulevard Area	18	*	225	344,775
Streetlights - Val Vista Street and Westwood Place Area	19	*	125	169,875
Streetlights - Various Locations District 4	20	*	181	64,819
Streetlights - Vejar Avenue	21		69,122	878
Streetlights and Sidewalks - District 2	22		6,487	93,027
Traffic Signal - Avenida Rancheros and Santa Clara Drive	23	*	6,275	193,725
Traffic Signal - Left Turn Phasing (Indian Hill and San Bernardino)	24		32,981	67,019
Traffic Signal Modifications - Garey Avenue and Monterey Avenue	25		11,326	60,674
Traffic Signal Modifications - Holt Avenue and East End Avenue	26		-	30,000
Traffic Signal Modifications - Holt Avenue and White Avenue	27		85	63,415
Traffic Signal Modifications - Various Locations	28		9,423	230,577
Subtotals:			760,010	2,566,809
~ Partially Funded Projects ~				
Streetlights - District 1 (Phase I and II)	29	*	120	66,933
Streetlights - District 2	30	*	120	157,287
Streetlights - District 2 (Phase II and Phase III)	31		326	76,620
Subtotals:			566	300,840
~ Unfunded Projects ~				
Bus Stop Improvements - Phillips Ranch Road	-		-	-
Emergency Veh Preemption - Fire Transmitters/Mission (Phase I)	-		-	-
Emergency Veh Preemption - Garey Avenue (Phase II)	-		-	-
Speed Humps - District 4 (FY 2007/08)	-	*	-	-
Streetlights - District 6 (Priority I)	-	*	-	-
Streetlights - District 6 (Priority II)	-	*	-	-
Streetlights - District 6 (Priority III)	-	*	-	-
Streetlights - Philadelphia Street and Reservoir Street	-	*	-	-
Streetlights - Temple Avenue	-	*	-	-
Streetlights and Sidewalks - Temple Avenue and South Campus Drive	-	*	-	-
Traffic Signal - Foothill Boulevard and Summer Avenue	-		-	-
Traffic Signal - Village Loop Road and Santa Clara Drive	-		-	-
Traffic Signal Detection Upgrade	-		-	-
Traffic Signal Interconnect - Philadelphia St (Garey Ave/San Antonio)	-		-	-

* Council Request tracked since FY 03/04

Five Year Capital Improvement Program

Adopted 2007/08	Plan 2008/09	Plan 2009/10	Plan 2010/11	Plan Beyond 2011	Impact to Future Operating
-	-	-	-	-	Minimal
-	-	-	-	-	1,500
-	-	-	-	-	Minimal
-	-	-	-	-	Minimal
-	-	-	-	-	Minimal
21,700	-	-	-	-	Minimal
-	-	-	-	-	Minimal
25,000	-	-	-	-	Minimal
-	-	-	-	-	Minimal
-	-	-	-	-	Minimal
20,000	-	-	-	-	Minimal
4,700	-	-	-	-	Minimal
15,300	-	-	-	-	Minimal
-	-	-	-	-	9,700
-	-	-	-	-	3,900
-	-	-	-	-	2,600
-	-	-	-	-	3,000
-	-	-	-	-	7,000
-	-	-	-	-	3,400
-	-	-	-	-	Minimal
-	-	-	-	-	1,200
-	-	-	-	-	Minimal
-	-	-	-	-	Minimal
-	-	-	-	-	Minimal
-	-	-	-	-	Minimal
-	-	-	-	-	200
-	-	-	-	-	Minimal
-	-	-	-	-	Minimal
86,700	-	-	-	-	-
-	-	-	-	532,947	10,000
-	-	-	-	277,593	8,700
-	-	-	-	504,279	4,400
-	-	-	-	1,314,819	-
-	-	-	-	120,000	1,200
-	-	-	-	166,000	Minimal
-	-	-	-	258,700	Minimal
-	20,000	-	-	-	Minimal
-	-	-	-	255,000	2,000
-	-	-	-	140,000	2,000
-	-	-	-	152,000	2,000
-	-	-	-	156,000	9,700
-	-	-	-	20,000	360
-	-	-	-	30,000	Minimal
-	-	-	-	100,000	1,200
-	-	-	-	150,000	1,200
-	-	-	-	60,000	Minimal
-	-	-	-	105,000	Minimal


Five Year Capital Improvement Program

	Page #	Council Request *	YTD Costs as of 2/28/07	Remaining Budget
Traffic Signal Interconnect - Ridgeway (S Campus/Valley) Priority III	-		-	-
Traffic Signal Interconnect - S Campus (Temple/Ridgeway) Priority II	-		-	-
Traffic Signal Interconnect - Valley (Fairplex to Ridgeway) Priority IV	-		-	-
Traffic Signal Modification - Temple Avenue and Golden Springs Road	-		-	-
Subtotals:			-	-
Traffic Category Totals:			760,576	2,867,649



* Council Request tracked since FY 03/04

Five Year Capital Improvement Program

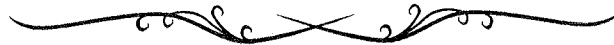

Adopted 2007/08	Plan 2008/09	Plan 2009/10	Plan 2010/11	Plan Beyond 2011	Impact to Future Operating
-	-	-	-	65,000	Minimal
-	-	-	-	210,000	Minimal
-	-	-	-	65,000	Minimal
-	-	-	-	30,000	Minimal
-	20,000	-	-	2,082,700	
86,700	20,000	-	-	3,397,519	



THIS PAGE INTENTIONALLY LEFT BLANK



Funded Projects



CITY OF POMONA
Capital Improvement Program Project Details

Project Title: School Crossing Traffic Signal - Valley Boulevard and Omar Street

Project Description: This project will construct a new school crossing traffic signal at the intersection of Valley Boulevard and Omar Street. This school area traffic signal will improve pedestrian safety for nearby Kellogg Elementary School.

Project Number:
 418-2590-XXXXX-76022

Department / Division
 PW/Trans & Dev

Council District: <input checked="" type="checkbox"/> - 1 <input type="checkbox"/> - 2 <input type="checkbox"/> - 3 <input type="checkbox"/> - 4 <input type="checkbox"/> - 5 <input type="checkbox"/> - 6 <input type="checkbox"/> Citywide <input checked="" type="checkbox"/> Council Request	Project Status: <input type="checkbox"/> New <input type="checkbox"/> Pending <input type="checkbox"/> RFP prepared <input checked="" type="checkbox"/> In design <input type="checkbox"/> Out to Bid <input type="checkbox"/> Under Construction	Changes from Prior Year: <input checked="" type="checkbox"/> No Change <input type="checkbox"/> Project Accelerated <input type="checkbox"/> Project Delayed <input type="checkbox"/> Additional Approp <input type="checkbox"/> Decrease Approp	Project Statistics: Project related to: <input checked="" type="checkbox"/> Safety & Health <input type="checkbox"/> Masterplan <input checked="" type="checkbox"/> Council Goal <u>Maint & Improve Infrastructure</u> Origination Yr: FY04/05 Yr Amended: FY06/07 % Completed: 0%
--	--	--	--

Financial Requirements:

Cost by Project Categorization	Cost	Funding Summary	Impact on Future Operating Costs
Land Acquisition / Right of Way		Total Proj Cost \$ 150,000	Increase <input checked="" type="checkbox"/> Annual Amt \$ 1,500
Engineering / Architecture	10,000	Total Funded \$ 150,000	Decrease <input type="checkbox"/> Annual Amt \$
Internal Costs (staff & operational expenses)		Total Unfunded \$ -	Minimal <input type="checkbox"/> Chg'd to fund # 208
Construction	130,000	Restricted Funding <input checked="" type="checkbox"/> Yes <input type="checkbox"/> No	
Construction Mgmt / Inspection	10,000		
Other - Specify			
Total	150,000		

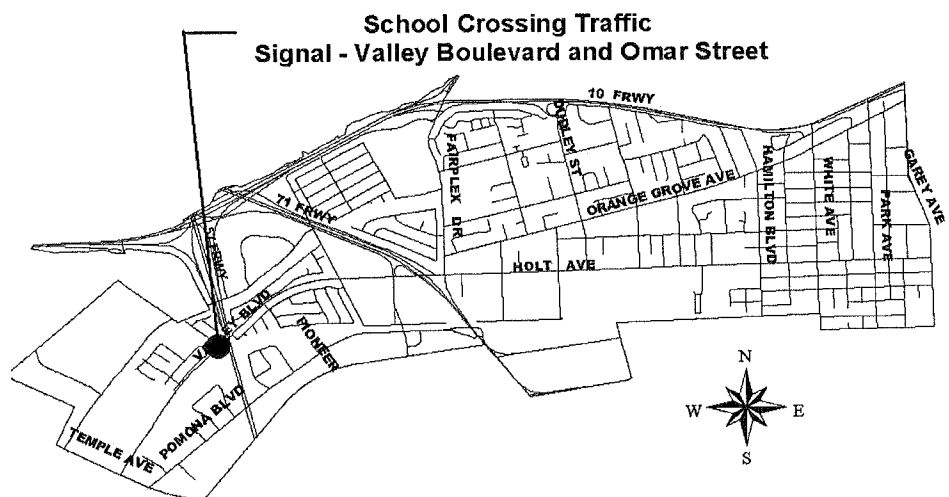
Funding Allocation

Funding Source(s)	YTD Costs as of 02/28/07	Remaining Budget	Fiscal 2007/08	Plan 2008/09	Plan 2009/10	Plan 2010/11	Plan Beyond 2011
Development Fees (Traffic and Safety)	150	99,850					
Gas Tax	258	49,742					
Total	408	149,592	-	-	-	-	-

Proposed

Unfunded Project Costs

Project Location



CITY OF POMONA
Capital Improvement Program Project Details

Project Title: Speed Humps - Citywide (Phase II)

Project Description: This project will install speed humps at a total of 31 locations throughout the city per the approved list.

Project Number:
 418-2590-XXXXX-70956

Department / Division
 PW/Trans & Dev

Council District: <input type="checkbox"/> - 1 <input type="checkbox"/> - 2 <input type="checkbox"/> - 3 <input type="checkbox"/> - 4 <input type="checkbox"/> - 5 <input type="checkbox"/> - 6 <input checked="" type="checkbox"/> Citywide <input checked="" type="checkbox"/> Council Request	Project Status: <input type="checkbox"/> New <input type="checkbox"/> Pending <input checked="" type="checkbox"/> RFP prepared <input type="checkbox"/> In design <input type="checkbox"/> Out to Bid <input type="checkbox"/> Under Construction	Changes from Prior Year: <input type="checkbox"/> No Change <input type="checkbox"/> Project Accelerated <input type="checkbox"/> Project Delayed <input type="checkbox"/> Additional Approp <input type="checkbox"/> Decrease Approp	Project Statistics: Project related to: <input checked="" type="checkbox"/> Safety & Health <input type="checkbox"/> Masterplan <input checked="" type="checkbox"/> Council Goal <u>Maint & Improve Infrastructure</u>	Origination Yr: FY06/07 Yr Amended: N/A % Completed: 0%
--	--	---	---	---

Financial Requirements:

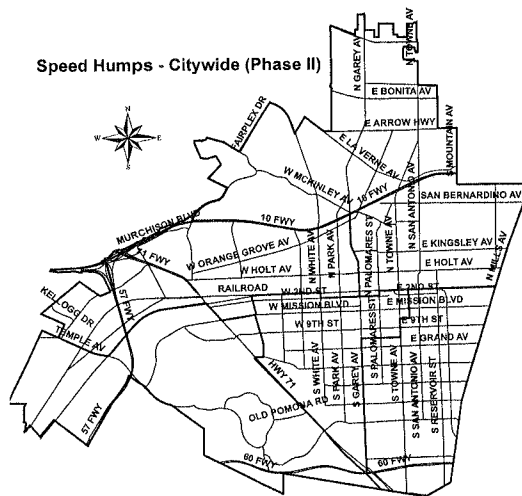
Cost by Project Categorization	Cost	Funding Summary	Impact on Future Operating Costs
Land Acquisition / Right of Way		Total Proj Cost \$ 220,000	Increase <input type="checkbox"/> Annual Amt \$
Engineering / Architecture	10,000	Total Funded \$ 220,000	Decrease <input type="checkbox"/> Annual Amt \$
Internal Costs (staff & operational expenses)		Total Unfunded \$ -	Minimal <input checked="" type="checkbox"/> Chg'd to fund # 208
Construction	200,000	Restricted Funding <input checked="" type="checkbox"/> Yes <input type="checkbox"/> No	
Construction Mgmt / Inspection	10,000		
Other - Specify			
Total	220,000		

Funding Allocation

Funding Source(s)	YTD Costs as of 02/28/07	Remaining Budget	Fiscal 2007/08	Plan 2008/09	Plan 2009/10	Plan 2010/11	Plan Beyond 2011
Capital Outlay		220,000					
Total	-	220,000	-	-	-	-	-

Proposed Unfunded Project Costs

Project Location



CITY OF POMONA
Capital Improvement Program Project Details

Project Title: Speed Humps - District 1

Project Description: This project provides for speed hump construction at locations in District 1. A portion of the project will be to suffice a petition for the following locations: Hamilton Boulevard (Murchison Ave and Orange Grove Ave), Murchison Avenue (Hamilton Blvd and Cleveland St), and Canterbury Avenue (Cromwell St and Augusta St).

Project Number: 421-2590-XXXXX-81038
 Department / Division: PW/Trans & Dev

Council District: <input checked="" type="checkbox"/> - 1 <input type="checkbox"/> - 2 <input type="checkbox"/> - 3 <input type="checkbox"/> - 4 <input type="checkbox"/> - 5 <input type="checkbox"/> - 6 <input type="checkbox"/> Citywide <input checked="" type="checkbox"/> Council Request	Project Status: <input type="checkbox"/> New <input type="checkbox"/> Pending <input type="checkbox"/> RFP prepared <input type="checkbox"/> In design <input checked="" type="checkbox"/> Out to Bid <input type="checkbox"/> Under Construction	Changes from Prior Year: <input checked="" type="checkbox"/> No Change <input type="checkbox"/> Project Accelerated <input type="checkbox"/> Project Delayed <input type="checkbox"/> Additional Approp <input type="checkbox"/> Decrease Approp	Project Statistics: Project related to: <input checked="" type="checkbox"/> Safety & Health <input type="checkbox"/> Masterplan <input checked="" type="checkbox"/> Council Goal <u>Maint & Improve Infrastructure</u> Origination Yr: FY06/07 Yr Amended: N/A % Completed: 25%
--	--	--	---

Financial Requirements:

Cost by Project Categorization	Cost	Funding Summary	Impact on Future Operating Costs
Land Acquisition / Right of Way		Total Proj Cost \$ 43,000	Increase <input type="checkbox"/> Annual Amt \$
Engineering / Architecture	4,000	Total Funded \$ 43,000	Decrease <input type="checkbox"/> Annual Amt \$
Internal Costs (staff & operational expenses)		Total Unfunded \$ -	Minimal <input checked="" type="checkbox"/> Chg'd to fund # 101
Construction	35,000	Restricted Funding <input checked="" type="checkbox"/> Yes <input type="checkbox"/> No	
Construction Mgmt / Inspection	4,000		
Other - Specify			
Total	43,000		

Funding Allocation

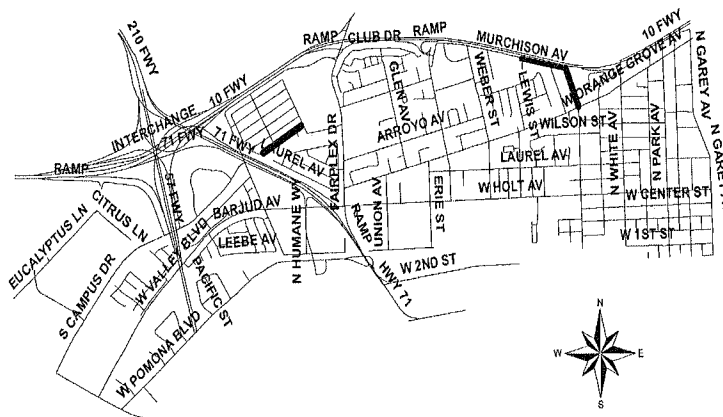
Funding Source(s)	YTD Costs as of 02/28/07	Remaining Budget	Fiscal 2007/08	Plan 2008/09	Plan 2009/10	Plan 2010/11	Plan Beyond 2011
Series "AG" Bonds	557	42,443					
Total	557	42,443	-	-	-	-	-

Proposed

Unfunded Project Costs

Project Location

Speed Humps - District 1



CITY OF POMONA
Capital Improvement Program Project Details

Project Title: Speed Humps - District 2

Project Description: This project provides for speed hump construction at locations to be determined.

Project Number:
 422-2590-XXXXX-83006

Department / Division
 PW/Trans & Dev

Council District: <input type="checkbox"/> - 1 <input checked="" type="checkbox"/> - 2 <input type="checkbox"/> - 3 <input type="checkbox"/> - 4 <input type="checkbox"/> - 5 <input type="checkbox"/> - 6 <input type="checkbox"/> Citywide <input checked="" type="checkbox"/> Council Request	Project Status: <input type="checkbox"/> New <input type="checkbox"/> Pending <input type="checkbox"/> RFP prepared <input type="checkbox"/> In design <input checked="" type="checkbox"/> Out to Bid <input type="checkbox"/> Under Construction	Changes from Prior Year: <input checked="" type="checkbox"/> No Change <input type="checkbox"/> Project Accelerated <input type="checkbox"/> Project Delayed <input type="checkbox"/> Additional Approp <input type="checkbox"/> Decrease Approp	Project Statistics: Project related to: <input type="checkbox"/> Safety & Health <input type="checkbox"/> Masterplan <input checked="" type="checkbox"/> Council Goal <u>Maint. & Improve Infrastructure</u> Origination Yr: FY06/07 Yr Amended: N/A % Completed: 25%
--	--	--	---

Financial Requirements:

Cost by Project Categorization	Cost	Funding Summary	Impact on Future Operating Costs
Land Acquisition / Right of Way		Total Proj Cost \$ 28,000	Increase <input type="checkbox"/> Annual Amt \$
Engineering / Architecture	2,000	Total Funded \$ 28,000	Decrease <input type="checkbox"/> Annual Amt \$
Internal Costs (staff & operational expenses)		Total Unfunded \$ -	Minimal <input checked="" type="checkbox"/> Chg'd to fund # 101
Construction	24,000	Restricted Funding <input checked="" type="checkbox"/> Yes <input type="checkbox"/> No	
Construction Mgmt / Inspection	2,000		
Other - Specify			
Total	28,000		

Funding Allocation

Funding Source(s)	YTD Costs as of 02/28/07	Remaining Budget	Fiscal 2007/08	Plan 2008/09	Plan 2009/10	Plan 2010/11	Plan Beyond 2011
Series "AN" Bonds	388	27,612					
Total	388	27,612	-	-	-	-	-

Proposed

Unfunded Project Costs

Project Location



CITY OF POMONA
Capital Improvement Program Project Details

Project Title: Speed Humps - District 2 (FY 2007/08)

Project Description: This project provides for speed humps construction at locations in District 2.

Project Number:
 421-2590-XXXXX-81039
 Department / Division
 PW/Trans & Dev

Council District: <input type="checkbox"/> - 1 <input checked="" type="checkbox"/> - 2 <input type="checkbox"/> - 3 <input type="checkbox"/> - 4 <input type="checkbox"/> - 5 <input type="checkbox"/> - 6 <input type="checkbox"/> Citywide <input checked="" type="checkbox"/> Council Request	Project Status: <input checked="" type="checkbox"/> New <input type="checkbox"/> Pending <input type="checkbox"/> RFP prepared <input type="checkbox"/> In design <input type="checkbox"/> Out to Bid <input type="checkbox"/> Under Construction	Changes from Prior Year: <input checked="" type="checkbox"/> No Change <input type="checkbox"/> Project Accelerated <input type="checkbox"/> Project Delayed <input type="checkbox"/> Additional Approp <input type="checkbox"/> Decrease Approp	Project Statistics: Project related to: <input checked="" type="checkbox"/> Safety & Health <input type="checkbox"/> Masterplan <input checked="" type="checkbox"/> Council Goal <u>Maint. & Improve Infrastructure</u> Origination Yr: FY07/08 Yr Amended: N/A % Completed: 0%
--	--	--	---

Financial Requirements:

Cost by Project Categorization	Cost	Funding Summary	Impact on Future Operating Costs
Land Acquisition / Right of Way		Total Proj Cost \$ 21,700	Increase <input type="checkbox"/> Annual Amt \$ _____
Engineering / Architecture	2,000	Total Funded \$ 21,700	Decrease <input type="checkbox"/> Annual Amt \$ _____
Internal Costs (staff & operational expenses)		Total Unfunded \$ -	Minimal <input checked="" type="checkbox"/> Chg'd to fund # 101
Construction	17,700	Restricted Funding <input type="checkbox"/> Yes <input type="checkbox"/> No	
Construction Mgmt / Inspection	2,000		
Other - Sepcify			
Total	21,700		

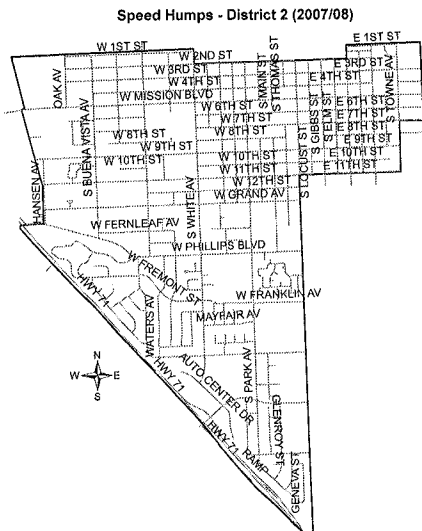
Funding Allocation

Funding Source(s)	YTD Costs as of 2/28/07	Remaining Budget	Fiscal 2007/08	Plan 2008/09	Plan 2009/10	Plan 2010/11	Plan Beyond 2011
Series "AG" Bonds			21,700				
Total	-	-	21,700	-	-	-	-

Proposed Unfunded Project Costs

--	--	--	--	--	--	--	--

Project Location



CITY OF POMONA
Capital Improvement Program Project Details

Project Title: Speed Humps - District 3

Project Description: This project provides for speed hump construction at locations to be determined.

Project Number:
 422-2590-XXXXX-83007

Department / Division
 PW/Trans & Dev

Council District: <input type="checkbox"/> - 1 <input type="checkbox"/> - 2 <input checked="" type="checkbox"/> - 3 <input type="checkbox"/> - 4 <input type="checkbox"/> - 5 <input type="checkbox"/> - 6 <input type="checkbox"/> Citywide <input checked="" type="checkbox"/> Council Request	Project Status: <input type="checkbox"/> New <input type="checkbox"/> Pending <input type="checkbox"/> RFP prepared <input type="checkbox"/> In design <input checked="" type="checkbox"/> Out to Bid <input type="checkbox"/> Under Construction	Changes from Prior Year: <input checked="" type="checkbox"/> No Change <input type="checkbox"/> Project Accelerated <input type="checkbox"/> Project Delayed <input type="checkbox"/> Additional Approp <input type="checkbox"/> Decrease Approp	Project Statistics: Project related to: <input type="checkbox"/> Safety & Health <input type="checkbox"/> Masterplan <input checked="" type="checkbox"/> Council Goal <u>Maint. & Improve Infrastructure</u> Origination Yr: FY06/07 Yr Amended: N/A % Completed: 25%
--	--	--	---

Financial Requirements:

Cost by Project Categorization	Cost	Funding Summary	Impact on Future Operating Costs
Land Acquisition / Right of Way		Total Proj Cost \$ 20,000	Increase <input type="checkbox"/> Annual Amt \$
Engineering / Architecture	2,500	Total Funded \$ 20,000	Decrease <input type="checkbox"/> Annual Amt \$
Internal Costs (staff & operational expenses)		Total Unfunded \$ -	Minimal <input checked="" type="checkbox"/> Chg'd to fund # 101
Construction	15,000	Restricted Funding <input checked="" type="checkbox"/> Yes <input type="checkbox"/> No	
Construction Mgmt / Inspection	2,500		
Other - Specify			
Total	20,000		

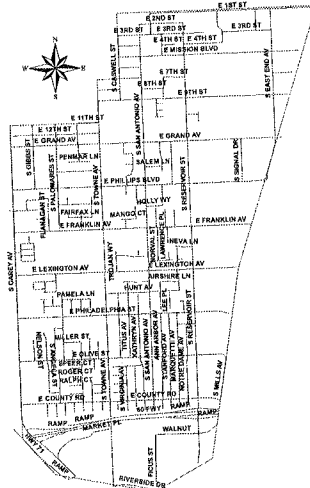
Funding Allocation

Funding Source(s)	YTD Costs as of 02/28/07	Remaining Budget	Fiscal 2007/08	Plan 2008/09	Plan 2009/10	Plan 2010/11	Plan Beyond 2011
Series "AN" Bonds	388	19,612					
Total	388	19,612	-	-	-	-	-

Proposed							
Unfunded Project Costs							

Project Location

Speed Humps - District 3



CITY OF POMONA
Capital Improvement Program Project Details

Project Title: Speed Humps - District 3 (FY 2007/08)

Project Description: This project provides for speed humps construction at locations in District 3.

Project Number:
 422-2590-XXXXX-83026
 Department / Division
 PW/Trans & Dev

Council District: <input type="checkbox"/> - 1 <input type="checkbox"/> - 2 <input checked="" type="checkbox"/> - 3 <input type="checkbox"/> - 4 <input type="checkbox"/> - 5 <input type="checkbox"/> - 6 <input type="checkbox"/> Citywide <input checked="" type="checkbox"/> Council Request	Project Status: <input checked="" type="checkbox"/> New <input type="checkbox"/> Pending <input type="checkbox"/> RFP prepared <input type="checkbox"/> In design <input type="checkbox"/> Out to Bid <input type="checkbox"/> Under Construction	Changes from Prior Year: <input checked="" type="checkbox"/> No Change <input type="checkbox"/> Project Accelerated <input type="checkbox"/> Project Delayed <input type="checkbox"/> Additional Approp <input type="checkbox"/> Decrease Approp	Project Statistics: Project related to: <input checked="" type="checkbox"/> Safety & Health <input type="checkbox"/> Masterplan <input checked="" type="checkbox"/> Council Goal <u>Maint. & Improve Infrastructure</u> Origination Yr: FY07/08 Yr Amended: N/A % Completed: 0%
--	--	--	---

Financial Requirements:

Cost by Project Categorization	Cost	Funding Summary	Impact on Future Operating Costs
Land Acquisition / Right of Way		Total Proj Cost \$ 25,000	Increase <input type="checkbox"/> Annual Amt \$ _____
Engineering / Architecture	2,000	Total Funded \$ 25,000	Decrease <input type="checkbox"/> Annual Amt \$ _____
Internal Costs (staff & operational expenses)		Total Unfunded \$ -	Minimal <input checked="" type="checkbox"/> Chg'd to fund # 101
Construction	21,000	Restricted Funding <input type="checkbox"/> Yes <input type="checkbox"/> No	
Construction Mgmt / Inspection	2,000		
Other - Sepcify			
Total	25,000		

Funding Allocation

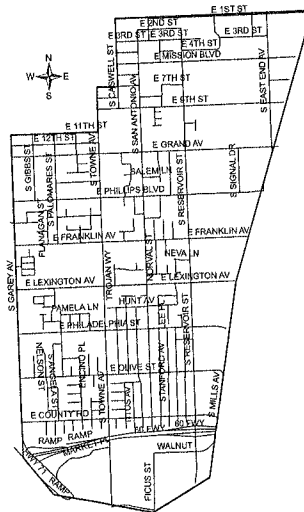
Funding Source(s)	YTD Costs as of 2/28/07	Remaining Budget	Fiscal 2007/08	Plan 2008/09	Plan 2009/10	Plan 2010/11	Plan Beyond 2011
Series "AN" Bonds			25,000				
Total	-	-	25,000	-	-	-	-

Proposed Unfunded Project Costs

--	--	--	--	--	--	--	--

Project Location

Speed Humps - District 3 (2007/08)



CITY OF POMONA
Capital Improvement Program Project Details

Project Title: _____

Speed Humps - District 4

Project Description: This project provides for speed hump construction at the following locations: Mindo Dr. (Signal Dr and East End Ave), Kingsley Ave. (Eleanor St and Towne Ave), Marigold St. (Terryview Ave and Russell Pl) and Jefferson Ave. (Gary Ave. and Bradford St).

Project Number:
422-2590-XXXXX-83008

Department / Division
PW/Trans & Dev

Council District:	Project Status:	Changes from Prior Year:	Project Statistics:						
<input type="checkbox"/> - 1 <input type="checkbox"/> - 2 <input type="checkbox"/> - 3 <input checked="" type="checkbox"/> - 4 <input type="checkbox"/> - 5 <input type="checkbox"/> - 6 <input type="checkbox"/> Citywide <input checked="" type="checkbox"/> Council Request	<input type="checkbox"/> New <input type="checkbox"/> Pending <input type="checkbox"/> RFP prepared <input type="checkbox"/> In design <input checked="" type="checkbox"/> Out to Bid <input type="checkbox"/> Under Construction	<input checked="" type="checkbox"/> No Change <input type="checkbox"/> Project Accelerated <input type="checkbox"/> Project Delayed <input type="checkbox"/> Additional Approp <input type="checkbox"/> Decrease Approp	Project related to: <table style="width: 100%; margin-left: 20px;"> <tr> <td><input type="checkbox"/> Safety & Health</td> <td>Origination Yr: FY06/07</td> </tr> <tr> <td><input type="checkbox"/> Masterplan _____</td> <td>Yr Amended: N/A</td> </tr> <tr> <td><input checked="" type="checkbox"/> Council Goal _____</td> <td>% Completed: 25%</td> </tr> </table>	<input type="checkbox"/> Safety & Health	Origination Yr: FY06/07	<input type="checkbox"/> Masterplan _____	Yr Amended: N/A	<input checked="" type="checkbox"/> Council Goal _____	% Completed: 25%
<input type="checkbox"/> Safety & Health	Origination Yr: FY06/07								
<input type="checkbox"/> Masterplan _____	Yr Amended: N/A								
<input checked="" type="checkbox"/> Council Goal _____	% Completed: 25%								

Financial Requirements:

Cost by Project Categorization	Cost	Funding Summary	Impact on Future Operating Costs
Land Acquisition / Right of Way	_____	Total Proj Cost \$ <u>25,100</u>	Increase <input type="checkbox"/> Annual Amt \$ _____
Engineering / Architecture	1,200	Total Funded \$ <u>25,100</u>	Decrease <input type="checkbox"/> Annual Amt \$ _____
Internal Costs (staff & operational expenses)	_____	Total Unfunded \$ <u>-</u>	Minimal <input checked="" type="checkbox"/> Chg'd to fund # <u>101</u>
Construction	22,600	Restricted Funding <input checked="" type="checkbox"/> Yes <input type="checkbox"/> No	
Construction Mgmt / Inspection	1,300		
Other - Specify _____	_____		
Total	25,100		

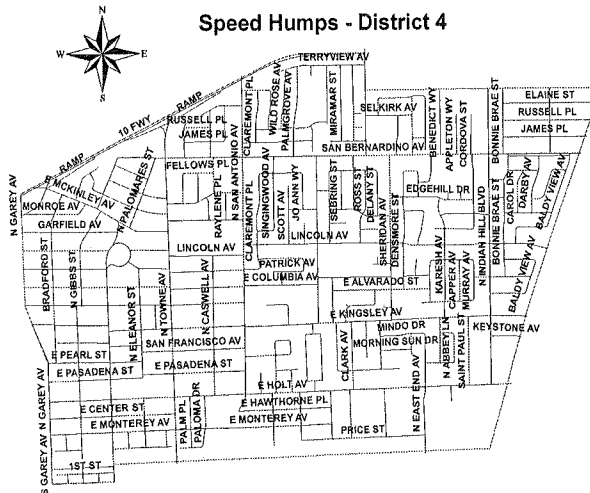
Funding Allocation

Funding Source(s)	YTD Costs as of 02/28/07	Remaining Budget	Fiscal 2007/08	Plan 2008/09	Plan 2009/10	Plan 2010/11	Plan Beyond 2011
Series "AN" Bonds	388	24,712					
Total	388	24,712	-	-	-	-	-

Proposed

Unfunded Project Costs

Project Location



CITY OF POMONA
Capital Improvement Program Project Details

Project Title: Speed Humps - District 5

Project Description: This project provides for speed hump construction at the following locations: Storrs Place, Phillips Drive to Redwood View Drive; Quail Creek Lane, Rustic Glen Drive to Tangle Wood Drive; Falcon Ridge Drive, Rustic Glen Drive to Mesa Ridge Drive; Silverwood Lane, Willowbrook Lane to Shady View Drive.

Project Number:
 422-2590-XXXXX-83009
 Department / Division
 PW/Engineering

Council District: <input type="checkbox"/> - 1 <input type="checkbox"/> - 2 <input type="checkbox"/> - 3 <input type="checkbox"/> - 4 <input checked="" type="checkbox"/> - 5 <input type="checkbox"/> - 6 <input type="checkbox"/> Citywide <input checked="" type="checkbox"/> Council Request	Project Status: <input type="checkbox"/> New <input type="checkbox"/> Pending <input type="checkbox"/> RFP prepared <input type="checkbox"/> In design <input checked="" type="checkbox"/> Out to Bid <input type="checkbox"/> Under Construction	Changes from Prior Year: <input checked="" type="checkbox"/> No Change <input type="checkbox"/> Project Accelerated <input type="checkbox"/> Project Delayed <input type="checkbox"/> Additional Approp <input type="checkbox"/> Decrease Approp	Project Statistics: Project related to: <input type="checkbox"/> Safety & Health <input type="checkbox"/> Masterplan <input checked="" type="checkbox"/> Council Goal <u>Maint. & Improve Infrastructure</u> Origination Yr: FY06/07 Yr Amended: N/A % Completed: 25%
--	--	--	---

Financial Requirements:

Cost by Project Categorization	Cost	Funding Summary	Impact on Future Operating Costs
Land Acquisition / Right of Way		Total Proj Cost \$ 38,600	Increase <input type="checkbox"/> Annual Amt \$
Engineering / Architecture	3,000	Total Funded \$ 38,600	Decrease <input type="checkbox"/> Annual Amt \$
Internal Costs (staff & operational expenses)		Total Unfunded \$ -	Minimal <input checked="" type="checkbox"/> Chg'd to fund # 101
Construction	32,600	Restricted Funding <input checked="" type="checkbox"/> Yes <input type="checkbox"/> No	
Construction Mgmt / Inspection	3,000		
Other - Specify			
Total	38,600		

Funding Allocation

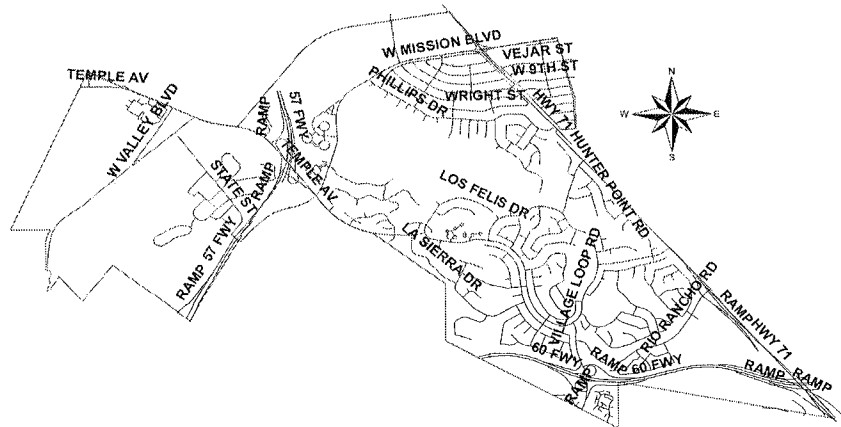
Funding Source(s)	YTD Costs as of 02/28/07	Remaining Budget	Fiscal 2007/08	Plan 2008/09	Plan 2009/10	Plan 2010/11	Plan Beyond 2011
Series "AN" Bonds		17,871					
Series "W" Bonds	388	20,341					
Total	388	38,212	-	-	-	-	-

Proposed Unfunded Project Costs

--	--	--	--	--	--	--	--

Project Location

Speed Humps - District 5



CITY OF POMONA
Capital Improvement Program Project Details

Project Title: Speed Humps - District 5 (FY 2007/08)

Project Description: This project provides for speed humps construction at locations in District 5.

Project Number:
 421-2590-XXXXX-81041
 Department / Division
 PW/Trans & Dev

Council District: <input type="checkbox"/> - 1 <input type="checkbox"/> - 2 <input type="checkbox"/> - 3 <input type="checkbox"/> - 4 <input checked="" type="checkbox"/> - 5 <input type="checkbox"/> - 6 <input type="checkbox"/> Citywide <input checked="" type="checkbox"/> Council Request	Project Status: <input checked="" type="checkbox"/> New <input type="checkbox"/> Pending <input type="checkbox"/> RFP prepared <input type="checkbox"/> In design <input type="checkbox"/> Out to Bid <input type="checkbox"/> Under Construction	Changes from Prior Year: <input checked="" type="checkbox"/> No Change <input type="checkbox"/> Project Accelerated <input type="checkbox"/> Project Delayed <input type="checkbox"/> Additional Approp <input type="checkbox"/> Decrease Approp	Project Statistics: Project related to: <input checked="" type="checkbox"/> Safety & Health <input type="checkbox"/> Masterplan <input checked="" type="checkbox"/> Council Goal <u>Maint. & Improve Infrastructure</u> Origination Yr: FY07/08 Yr Amended: N/A % Completed: 0%
--	--	--	--

Financial Requirements:

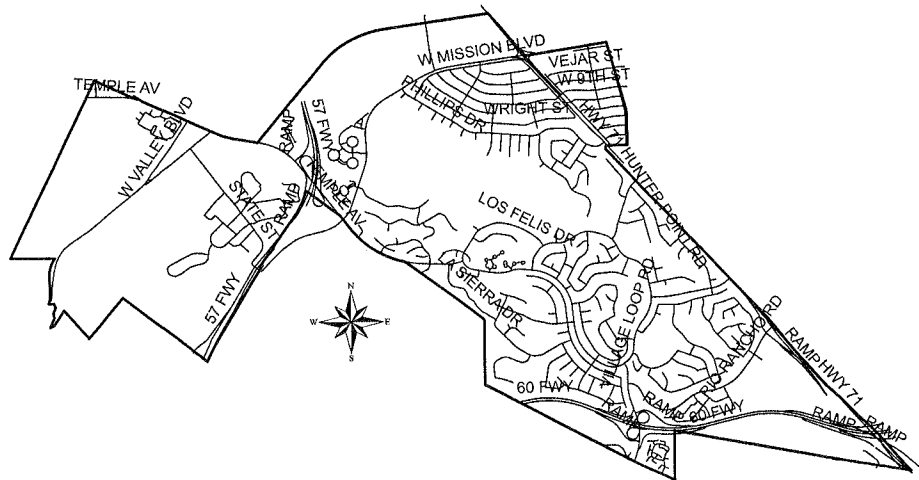
Cost by Project Categorization	Cost	Funding Summary	Impact on Future Operating Costs
Land Acquisition / Right of Way		Total Proj Cost \$ 20,000	Increase <input type="checkbox"/> Annual Amt \$ _____
Engineering / Architecture	2,000	Total Funded \$ 20,000	Decrease <input type="checkbox"/> Annual Amt \$ _____
Internal Costs (staff & operational expenses)		Total Unfunded \$ -	Minimal <input checked="" type="checkbox"/> Chg'd to fund # 101
Construction	16,000	Restricted Funding <input checked="" type="checkbox"/> Yes <input type="checkbox"/> No	
Construction Mgmt / Inspection	2,000		
Other - Specify			
Total	20,000		

Funding Allocation

Funding Source(s)	YTD Costs as of 2/28/07	Remaining Budget	Fiscal 2007/08	Plan 2008/09	Plan 2009/10	Plan 2010/11	Plan Beyond 2011
Series "AG" Bonds			19,800				
Series "AN" Bonds			200				
Total	-	-	20,000	-	-	-	-

Proposed Unfunded Project Costs

Project Location Speed Humps - District 5 (FY 2007/08)



CITY OF POMONA
Capital Improvement Program Project Details

Project Title: **Speed Humps - District 6**

Project Description: This Project provides for speed hump construction at locations to be determined. Manville St (Arrow Hwy to Vassar St), Mural Dr (Fox Park Dr to Richbook Dr), Fair Ave (Arrow Hwy and Cul-de-sac) Merrywood St (Arrow Hwy to Vassar St), Albert Ave (Las Vegas to Maple Ave) Logan St (Arrow Hwy to Vassar St), Sinclair St (Tasman to Bangor). Add Ashbury St (Ashfield Ave to Larchmont)

Project Number:
 422-2590-XXXXX-83010
 Department / Division
 PW/Trans & Dev

Council District: <input type="checkbox"/> - 1 <input type="checkbox"/> - 2 <input type="checkbox"/> - 3 <input type="checkbox"/> - 4 <input type="checkbox"/> - 5 <input checked="" type="checkbox"/> - 6 <input type="checkbox"/> Citywide <input checked="" type="checkbox"/> Council Request	Project Status: <input type="checkbox"/> New <input type="checkbox"/> Pending <input type="checkbox"/> RFP prepared <input type="checkbox"/> In design <input type="checkbox"/> Out to Bid <input checked="" type="checkbox"/> Under Construction	Changes from Prior Year: <input type="checkbox"/> No Change <input type="checkbox"/> Project Accelerated <input type="checkbox"/> Project Delayed <input checked="" type="checkbox"/> Additional Approp <input type="checkbox"/> Decrease Approp	Project Statistics: Project related to: <input type="checkbox"/> Safety & Health <input type="checkbox"/> Masterplan <input checked="" type="checkbox"/> Council Goal <small>Maint. & Improve Infrastructure</small> Origination Yr: FY06/07 Yr Amended: FY07/08 % Completed: 25%
--	--	--	---

Financial Requirements:

Cost by Project Categorization	Cost	Funding Summary	Impact on Future Operating Costs
Land Acquisition / Right of Way		Total Proj Cost \$ 51,700	Increase <input type="checkbox"/> Annual Amt \$
Engineering / Architecture	5,000	Total Funded \$ 51,700	Decrease <input type="checkbox"/> Annual Amt \$
Internal Costs (staff & operational expenses)		Total Unfunded \$ -	Minimal <input checked="" type="checkbox"/> Chg'd to fund # 101
Construction	41,000	Restricted Funding <input checked="" type="checkbox"/> Yes <input type="checkbox"/> No	
Construction Mgmt / Inspection	5,700		
Other - Specify			
Total	51,700		

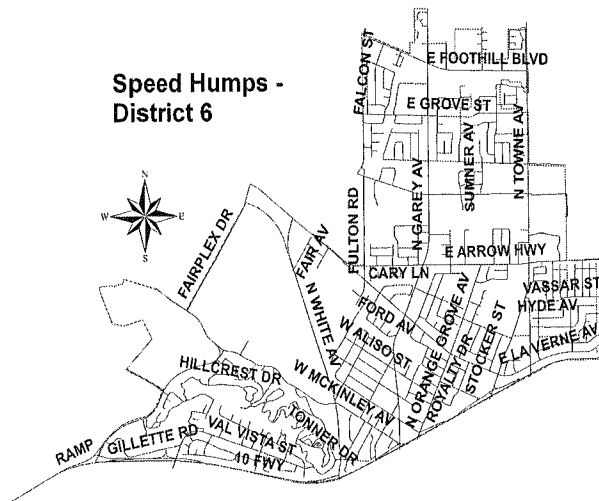
Funding Allocation

Funding Source(s)	YTD Costs as of 02/28/07	Remaining Budget	Fiscal 2007/08	Plan 2008/09	Plan 2009/10	Plan 2010/11	Plan Beyond 2011
Series "AN" Bonds	394	46,606	4,700				
Total	394	46,606	4,700	-	-	-	-

Proposed Unfunded Project Costs

--	--	--	--	--	--	--	--

Project Location



CITY OF POMONA
Capital Improvement Program Project Details

Project Title: Speed Humps - District 6 (FY 2007/08)

Project Description: This project provides for speed humps construction at locations in District 6.

Project Number:
 421-2590-XXXXX-81042
 Department / Division
 PW/Trans & Dev

Council District: <input type="checkbox"/> - 1 <input type="checkbox"/> - 2 <input type="checkbox"/> - 3 <input type="checkbox"/> - 4 <input type="checkbox"/> - 5 <input checked="" type="checkbox"/> - 6 <input type="checkbox"/> Citywide <input checked="" type="checkbox"/> Council Request	Project Status: <input checked="" type="checkbox"/> New <input type="checkbox"/> Pending <input type="checkbox"/> RFP prepared <input type="checkbox"/> In design <input type="checkbox"/> Out to Bid <input type="checkbox"/> Under Construction	Changes from Prior Year: <input checked="" type="checkbox"/> No Change <input type="checkbox"/> Project Accelerated <input type="checkbox"/> Project Delayed <input type="checkbox"/> Additional Approp <input type="checkbox"/> Decrease Approp	Project Statistics: Project related to: Origination Yr: FY07/08 <input checked="" type="checkbox"/> Safety & Health Yr Amended: N/A <input type="checkbox"/> Masterplan % Completed: 0% <input checked="" type="checkbox"/> Council Goal Maint. & Improve Infrastructure
--	--	--	--

Financial Requirements:

Cost by Project Categorization	Cost	Funding Summary	Impact on Future Operating Costs
Land Acquisition / Right of Way		Total Proj Cost \$ 15,300	Increase <input type="checkbox"/> Annual Amt \$
Engineering / Architecture	1,200	Total Funded \$ 15,300	Decrease <input type="checkbox"/> Annual Amt \$
Internal Costs (staff & operational expenses)		Total Unfunded \$ -	Minimal <input checked="" type="checkbox"/> Chg'd to fund # 101
Construction	12,900	Restricted Funding <input checked="" type="checkbox"/> Yes <input type="checkbox"/> No	
Construction Mgmt / Inspection	1,200		
Other - Specify			
Total	15,300		

Funding Allocation

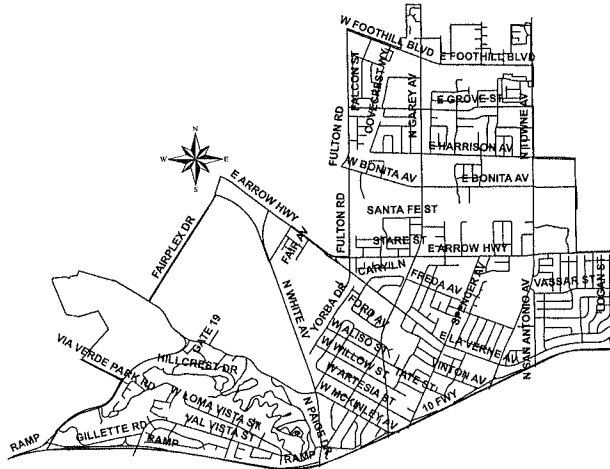
Funding Source(s)	YTD Costs as of 2/28/07	Remaining Budget	Fiscal 2007/08	Plan 2008/09	Plan 2009/10	Plan 2010/11	Plan Beyond 2011
Series "AG" Bonds			15,300				
Total	-	-	15,300	-	-	-	-

Proposed Unfunded Project Costs

--	--	--	--	--	--	--	--

Project Location

Speed Humps - District 6 (FY 2007/08)



CITY OF POMONA
Capital Improvement Program Project Details

Project Title: **Streetlights - District 1 (25), District 2 (9), District 4 (42), District 6 (7)**

Project Description: Installation of street lights on the following streets: District 2 - Tenth St. between White & Towne (9); District 1 - William St. between west end & White (6), Laural Ave between Hamilton & White (6), Texas St. between Huntington & White (3), Chester Place between Huntington & White (3), Randolph St between Huntington & White (3), Alvarado Street between Huntington & White (4); District 4 - Kingsley Ave Between Palomares & Towne (8), Pearl St between Garey & Eleanor (12), Pasadena St between Garey & Towne (16), San Francisco between Palomares & Towne (8); District 6 - Kimball Ave between Arrow Hwy & north end (7).

Project Number:
 418-2590-XXXXX-64409
 Department / Division
 PW/Trans & Dev

Council District: <input checked="" type="checkbox"/> - 1 <input checked="" type="checkbox"/> - 2 <input type="checkbox"/> - 3 <input checked="" type="checkbox"/> - 4 <input type="checkbox"/> - 5 <input checked="" type="checkbox"/> - 6 <input type="checkbox"/> Citywide <input type="checkbox"/> Council Request	Project Status: <input type="checkbox"/> New <input type="checkbox"/> Pending <input type="checkbox"/> RFP prepared <input type="checkbox"/> In design <input type="checkbox"/> Out to Bid <input checked="" type="checkbox"/> Under Construction	Changes from Prior Year: <input checked="" type="checkbox"/> No Change <input type="checkbox"/> Project Accelerated <input type="checkbox"/> Project Delayed <input type="checkbox"/> Additional Approp <input type="checkbox"/> Decrease Approp	Project Statistics: Project related to: <input checked="" type="checkbox"/> Safety & Health <input checked="" type="checkbox"/> Masterplan Streetlights <input checked="" type="checkbox"/> Council Goal Maint & Improve Infrastructure Origination Yr: FY03/04 Yr Amended: FY04/05 % Completed: 95%
--	--	--	--

Financial Requirements:

Cost by Project Categorization	Cost	Funding Summary	Impact on Future Operating Costs
Land Acquisition / Right of Way		Total Proj Cost \$ 675,985	Increase <input checked="" type="checkbox"/> Annual Amt \$ 9,700
Engineering / Architecture	76,500	Total Funded \$ 675,985	Decrease <input type="checkbox"/> Annual Amt \$
Internal Costs (staff & operational expenses)	37,000	Total Unfunded \$ -	Minimal <input type="checkbox"/> Chg'd to fund # 101
Construction	485,985	Restricted Funding <input checked="" type="checkbox"/> Yes <input type="checkbox"/> No	
Construction Mgmt / Inspection	76,500		
Other - Specify			
Total	675,985		

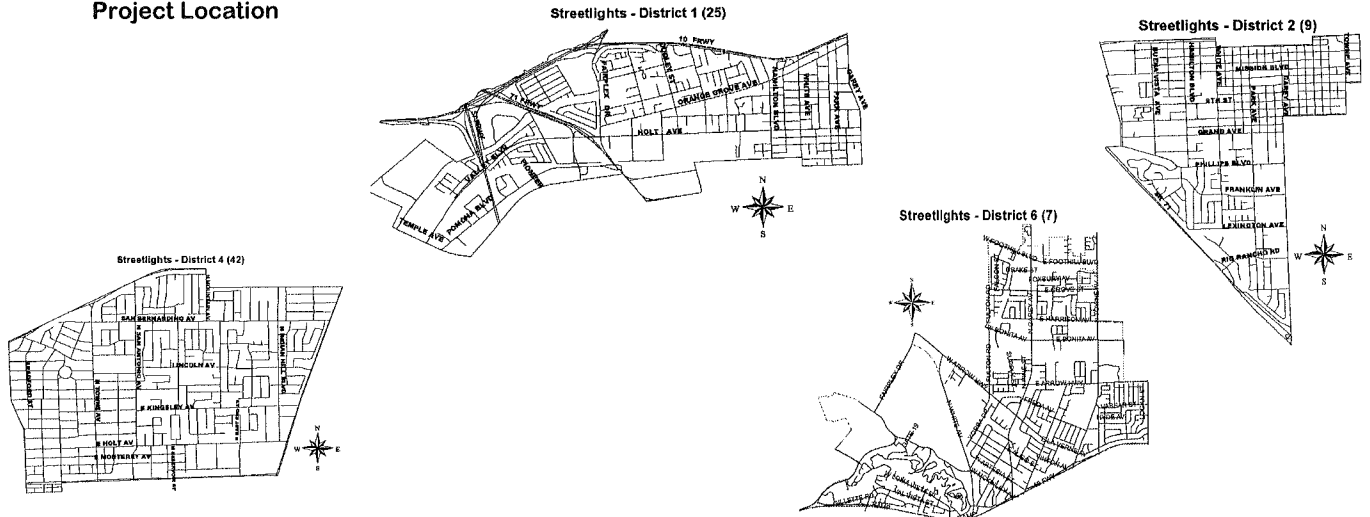
Funding Allocation

Funding Source(s)	YTD Costs as of 02/28/07	Remaining Budget	Fiscal 2007/08	Plan 2008/09	Plan 2009/10	Plan 2010/11	Plan Beyond 2011
CDBG (111-64409)	120,000						
CDBG (112-64409)	98,260						
CDBG (114-64409)	31,463						
CDBG (117-64409)	87,500						
CDBG (213-64409)	152,882	70,856					
Series "S" Bonds	81,024						
Series "T" Bonds	34,000						
Total	605,129	70,856	-	-	-	-	-

Proposed

Unfunded Project Costs

Project Location



CITY OF POMONA
Capital Improvement Program Project Details

Project Title: Streetlights - District 1

Project Description: This project provides for the installation of streetlights at the following locations: Cambria Ave (2), Lavita Ave (3), Cambrin Rd (4), Erickson Dr (4), Tyler Pl (3), Arroyo Park Dr (2), Ashport St (4), Claire Pl (1), Groff St (3), Brookwin Dr (2), Breon St (2), Casa Hermosa Dr (7), Commercial St (2)

Project Number:
 111-2590-XXXXX-64548

Department / Division
 PW/Trans & Dev

Council District: <input checked="" type="checkbox"/> - 1 <input type="checkbox"/> - 2 <input type="checkbox"/> - 3 <input type="checkbox"/> - 4 <input type="checkbox"/> - 5 <input type="checkbox"/> - 6 <input type="checkbox"/> Citywide <input checked="" type="checkbox"/> Council Request	Project Status: <input type="checkbox"/> New <input checked="" type="checkbox"/> Pending <input type="checkbox"/> RFP prepared <input type="checkbox"/> In design <input type="checkbox"/> Out to Bid <input type="checkbox"/> Under Construction	Changes from Prior Year: <input checked="" type="checkbox"/> No Change <input type="checkbox"/> Project Accelerated <input type="checkbox"/> Project Delayed <input type="checkbox"/> Additional Approp <input type="checkbox"/> Decrease Approp	Project Statistics: Project related to: <input type="checkbox"/> Safety & Health <input checked="" type="checkbox"/> Masterplan <u>Streetlights</u> <input checked="" type="checkbox"/> Council Goal <u>Maint & Improve Infrastructure</u> Origination Yr: FY06/07 Yr Amended: FY06/07 % Completed: 0%
--	--	--	--

Financial Requirements:

Cost by Project Categorization	Cost	Funding Summary	Impact on Future Operating Costs
Land Acquisition / Right of Way		Total Proj Cost \$ 195,000	Increase <input checked="" type="checkbox"/> Annual Amt \$ 3,900
Engineering / Architecture	19,000	Total Funded \$ 195,000	Decrease <input type="checkbox"/> Annual Amt \$
Internal Costs (staff & operational expenses)		Total Unfunded \$ -	Minimal <input type="checkbox"/> Chg'd to fund # 101
Construction	157,000	Restricted Funding <input checked="" type="checkbox"/> Yes <input type="checkbox"/> No	
Construction Mgmt / Inspection	19,000		
Other - Specify			
Total	195,000		

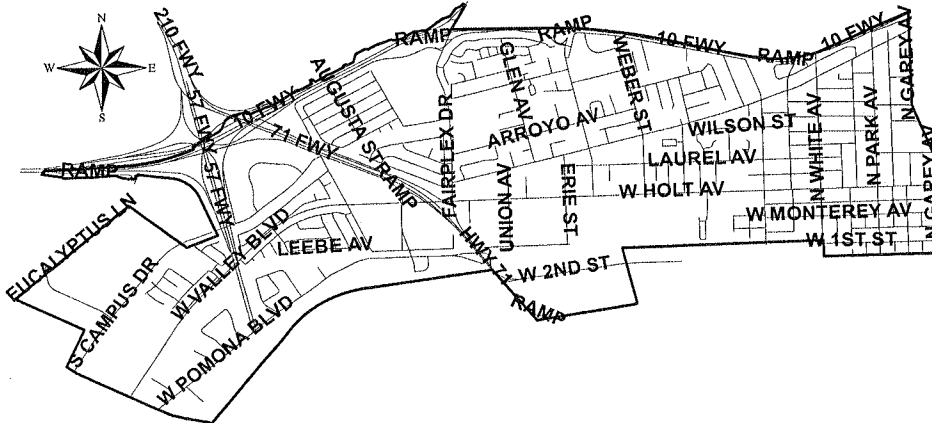
Funding Allocation

Funding Source(s)	YTD Costs as of 02/28/07	Remaining Budget	Fiscal 2007/08	Plan 2008/09	Plan 2009/10	Plan 2010/11	Plan Beyond 2011
Capital Outlay		195,000					
Total	-	195,000	-	-	-	-	-

Proposed Unfunded Project Costs							
--	--	--	--	--	--	--	--

Project Location

Streetlights - District 1



CITY OF POMONA
Capital Improvement Program Project Details

Project Title: _____

Streetlights - District 3

Project Description: This project provides for the installation of all remaining streetlights throughout District 3 (total of 26 lights).

Project Number:
 422-2590-XXXXX-83011

Department / Division
 PW/Trans & Dev

Council District: <input type="checkbox"/> - 1 <input type="checkbox"/> - 2 <input checked="" type="checkbox"/> - 3 <input type="checkbox"/> - 4 <input type="checkbox"/> - 5 <input type="checkbox"/> - 6 <input type="checkbox"/> Citywide <input checked="" type="checkbox"/> Council Request	Project Status: <input type="checkbox"/> New <input checked="" type="checkbox"/> Pending <input type="checkbox"/> RFP prepared <input type="checkbox"/> In design <input type="checkbox"/> Out to Bid <input type="checkbox"/> Under Construction	Changes from Prior Year: <input checked="" type="checkbox"/> No Change <input type="checkbox"/> Project Accelerated <input type="checkbox"/> Project Delayed <input type="checkbox"/> Additional Approp <input type="checkbox"/> Decrease Approp	Project Statistics: Project related to: Origination Yr: FY06/07 <input type="checkbox"/> Safety & Health Yr Amended: FY06/07 <input checked="" type="checkbox"/> Masterplan Streetslights % Completed: 0% <input checked="" type="checkbox"/> Council Goal Maint. & Improve Infrastructure
--	--	--	---

Financial Requirements:

Cost by Project Categorization	Cost	Funding Summary	Impact on Future Operating Costs
Land Acquisition / Right of Way		Total Proj Cost \$ 130,000	Increase <input checked="" type="checkbox"/> Annual Amt \$ 2,600
Engineering / Architecture	10,000	Total Funded \$ 130,000	Decrease <input type="checkbox"/> Annual Amt \$ _____
Internal Costs (staff & operational expenses)		Total Unfunded \$ -	Minimal <input type="checkbox"/> Chg'd to fund # 101
Construction	110,000	Restricted Funding <input checked="" type="checkbox"/> Yes <input type="checkbox"/> No	
Construction Mgmt / Inspection	10,000		
Other - Specify			
Total	130,000		

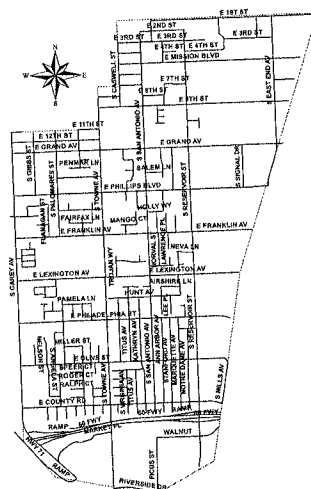
Funding Allocation

Funding Source(s)	YTD Costs as of 02/28/07	Remaining Budget	Fiscal 2007/08	Plan 2008/09	Plan 2009/10	Plan 2010/11	Plan Beyond 2011
Series "AG" Bonds	95	36,061					
Series "AN" Bonds		93,844					
Total	95	129,905	-	-	-	-	-

Proposed							
Unfunded Project Costs							

Project Location

Streetlights - District 3



CITY OF POMONA
Capital Improvement Program Project Details

Project Title: Streetlights - District 4

Project Description: This project provides for the installation of streetlights at the following location: McKinley: east of Towne, 1 light; Indian Hill: north of Holt, 2 lights; Bradford: Alvarado to Lincoln, 4 lights; Gibbs: Alvarado to Columbia, 1 light; Palomares; Columbia to Kingsley, 6 lights; Eleanor: Pasadena to Alvarado, change 3 wood poles to historical; Kingsley: Towne to Eleanor and Boston Place, Alvarado to Kingsley, 7 historical lights.

Project Number:
 114-2590-XXXXX-64548

Department / Division
 PW/Trans & Dev

Council District: <input type="checkbox"/> - 1 <input type="checkbox"/> - 2 <input type="checkbox"/> - 3 <input checked="" type="checkbox"/> - 4 <input type="checkbox"/> - 5 <input type="checkbox"/> - 6 <input type="checkbox"/> Citywide <input checked="" type="checkbox"/> Council Request	Project Status: <input type="checkbox"/> New <input checked="" type="checkbox"/> Pending <input type="checkbox"/> RFP prepared <input type="checkbox"/> In design <input type="checkbox"/> Out to Bid <input type="checkbox"/> Under Construction	Changes from Prior Year: <input checked="" type="checkbox"/> No Change <input type="checkbox"/> Project Accelerated <input type="checkbox"/> Project Delayed <input type="checkbox"/> Additional Approp <input type="checkbox"/> Decrease Approp	Project Statistics: Project related to: _____ <input type="checkbox"/> Safety & Health <input checked="" type="checkbox"/> Masterplan <u>Streetlights</u> <input checked="" type="checkbox"/> Council Goal <u>Maint.&Improve Infrastructure</u>
			Origination Yr: FY06/07 Yr Amended: FY06/07 % Completed: 0%

Financial Requirements:

Cost by Project Categorization	Cost	Funding Summary	Impact on Future Operating Costs
Land Acquisition / Right of Way		Total Proj Cost \$ <u>150,000</u>	Increase <input checked="" type="checkbox"/> Annual Amt \$ <u>3,000</u>
Engineering / Architecture	<u>13,000</u>	Total Funded \$ <u>150,000</u>	Decrease <input type="checkbox"/> Annual Amt \$ _____
Internal Costs (staff & operational expenses)		Total Unfunded \$ <u>-</u>	Minimal <input type="checkbox"/> Chg'd to fund # <u>101</u>
Construction	<u>125,000</u>	Restricted Funding <input checked="" type="checkbox"/> Yes <input type="checkbox"/> No	
Construction Mgmt / Inspection	<u>12,000</u>		
Other - Specify _____			
Total	<u>150,000</u>		

Funding Allocation

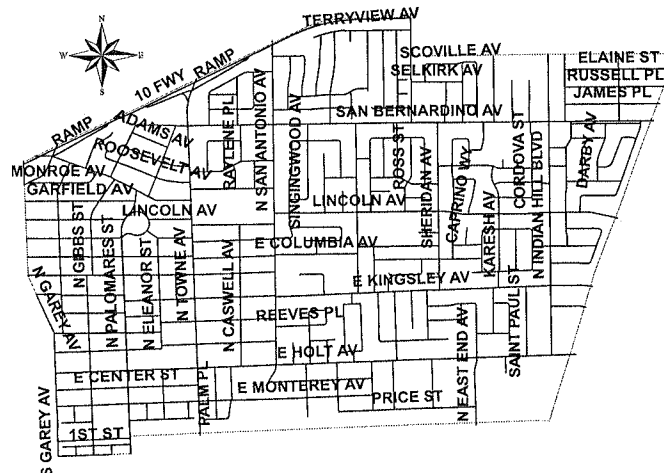
Funding Source(s)	YTD Costs as of 02/28/07	Remaining Budget	Fiscal 2007/08	Plan 2008/09	Plan 2009/10	Plan 2010/11	Plan Beyond 2011
Capital Outlay		150,000					
Total	-	150,000	-	-	-	-	-

Proposed Unfunded Project Costs

--	--	--	--	--	--	--	--

Project Location

Streetlights - District 4



CITY OF POMONA
Capital Improvement Program Project Details

Project Title: **Streetlights - Glen Park and Hamilton Boulevard Area**

Project Description: This project provides for the installation of streetlights at the following locations: 35 remaining lights east of Hamilton Boulevard (not including Hamilton or Commercial) and 19 lights in Glen Park Area; 15 lights in a Redevelopment Project Area.

Project Number:
 422-2590-XXXXX-83012

Department / Division
 PW/Trans & Dev

Council District: <input checked="" type="checkbox"/> - 1 <input type="checkbox"/> - 2 <input type="checkbox"/> - 3 <input type="checkbox"/> - 4 <input type="checkbox"/> - 5 <input type="checkbox"/> - 6 <input type="checkbox"/> Citywide <input checked="" type="checkbox"/> Council Request	Project Status: <input type="checkbox"/> New <input checked="" type="checkbox"/> Pending <input type="checkbox"/> RFP prepared <input type="checkbox"/> In design <input type="checkbox"/> Out to Bid <input type="checkbox"/> Under Construction	Changes from Prior Year: <input checked="" type="checkbox"/> No Change <input type="checkbox"/> Project Accelerated <input type="checkbox"/> Project Delayed <input type="checkbox"/> Additional Approp <input type="checkbox"/> Decrease Approp	Project Statistics: Project related to: <input type="checkbox"/> Safety & Health <input checked="" type="checkbox"/> Masterplan <u>Streetlights</u> <input checked="" type="checkbox"/> Council Goal <u>Maint & Improve Infrastructure</u> Origination Yr: FY06/07 Yr Amended: N/A % Completed: 0%
--	--	--	--

Financial Requirements:

Cost by Project Categorization	Cost	Funding Summary	Impact on Future Operating Costs
Land Acquisition / Right of Way		Total Proj Cost \$ <u>345,000</u>	Increase <input checked="" type="checkbox"/> Annual Amt \$ <u>7,000</u>
Engineering / Architecture	<u>30,000</u>	Total Funded \$ <u>345,000</u>	Decrease <input type="checkbox"/> Annual Amt \$ _____
Internal Costs (staff & operational expenses)		Total Unfunded \$ <u>-</u>	Minimal <input type="checkbox"/> Chg'd to fund # <u>101</u>
Construction	<u>285,000</u>	Restricted Funding <input checked="" type="checkbox"/> Yes <input type="checkbox"/> No	
Construction Mgmt / Inspection	<u>30,000</u>		
Other - Specify _____			
Total	345,000		

Funding Allocation

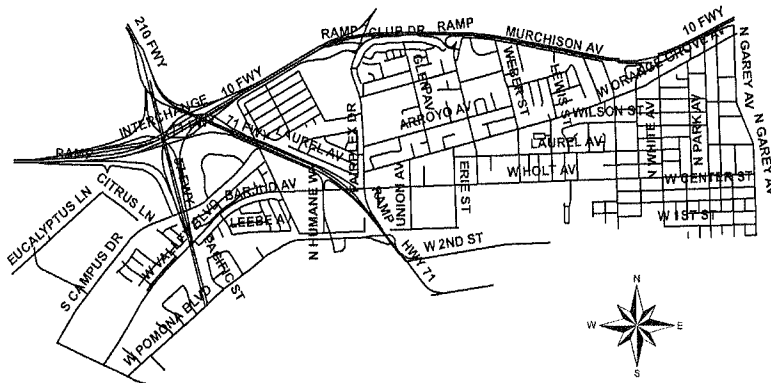
Funding Source(s)	YTD Costs as of 02/28/07	Remaining Budget	Fiscal 2007/08	Plan 2008/09	Plan 2009/10	Plan 2010/11	Plan Beyond 2011
Series "Y" Bonds	225	74,775					
Series "AG" Bonds		69,329					
Series "AN" Bonds		200,671					
Total	225	344,775	-	-	-	-	-

Proposed

Unfunded Project Costs

Project Location

Streetlights - Glen Park and Hamilton Boulevard Area



CITY OF POMONA
Capital Improvement Program Project Details

Project Title: **Streetlights - Val Vista Street and Westwood Place Area**

Project Description: This project provides for the installation of streetlights at the following locations: Val Vista, west of White Avenue (excluding McKinley Avenue) 24 lights; Westwood from south end 10 lights.

Project Number:
 422-2590-XXXXX-83013

Department / Division
 PW/Trans & Dev

Council District: <input type="checkbox"/> - 1 <input type="checkbox"/> - 2 <input type="checkbox"/> - 3 <input type="checkbox"/> - 4 <input type="checkbox"/> - 5 <input checked="" type="checkbox"/> - 6 <input type="checkbox"/> Citywide <input checked="" type="checkbox"/> Council Request	Project Status: <input type="checkbox"/> New <input checked="" type="checkbox"/> Pending <input type="checkbox"/> RFP prepared <input type="checkbox"/> In design <input type="checkbox"/> Out to Bid <input type="checkbox"/> Under Construction	Changes from Prior Year: <input checked="" type="checkbox"/> No Change <input type="checkbox"/> Project Accelerated <input type="checkbox"/> Project Delayed <input type="checkbox"/> Additional Approp <input type="checkbox"/> Decrease Approp	Project Statistics: Project related to: <input type="checkbox"/> Safety & Health <input checked="" type="checkbox"/> Masterplan <u>Streetlights</u> <input checked="" type="checkbox"/> Council Goal <u>Maint. & Improve Infrastructure</u> Origination Yr: FY06/07 Yr Amended: N/A % Completed: 0%
--	--	--	---

Financial Requirements:

Cost by Project Categorization	Cost	Funding Summary	Impact on Future Operating Costs
Land Acquisition / Right of Way		Total Proj Cost \$ 170,000	Increase <input checked="" type="checkbox"/> Annual Amt \$ 3,400
Engineering / Architecture	10,000	Total Funded \$ 170,000	Decrease <input type="checkbox"/> Annual Amt \$
Internal Costs (staff & operational expenses)		Total Unfunded \$ -	Minimal <input type="checkbox"/> Chg'd to fund # 101
Construction	150,000	Restricted Funding <input checked="" type="checkbox"/> Yes <input type="checkbox"/> No	
Construction Mgmt / Inspection	10,000		
Other - Specify			
Total	170,000		

Funding Allocation

Funding Source(s)	YTD Costs as of 02/28/07	Remaining Budget	Fiscal 2007/08	Plan 2008/09	Plan 2009/10	Plan 2010/11	Plan Beyond 2011
Series "AG" Bonds	125	3,797					
Series "AN" Bonds		166,078					
Total	125	169,875	-	-	-	-	-

Proposed Unfunded Project Costs

Project Location



CITY OF POMONA
Capital Improvement Program Project Details

Project Title: Streetlights - Various Locations District 4

Project Description: This project provides for the installation of streetlights at the following locations: Patrick cul de sac: 3 lights; Caswell: Kingsley to San Francisco, 2 lights; Bradford: Alvarado to Lincoln. 2 lights; Eleanor: south of Jefferson, 1 light; McKinley: Raylene to Caswell, 1 light; Elaine: west of San Antonio Avenue, 1 light; Indian Hill: north and south of San Bernardino, 2 lights; Indian Hill: south of Granada, 1 light.

Project Number:
422-2590-XXXXX-83014

Department / Division
PW/Trans & Dev

Council District: <input type="checkbox"/> - 1 <input type="checkbox"/> - 2 <input type="checkbox"/> - 3 <input checked="" type="checkbox"/> - 4 <input type="checkbox"/> - 5 <input type="checkbox"/> - 6 <input type="checkbox"/> Citywide <input checked="" type="checkbox"/> Council Request	Project Status: <input type="checkbox"/> New <input checked="" type="checkbox"/> Pending <input type="checkbox"/> RFP prepared <input type="checkbox"/> In design <input type="checkbox"/> Out to Bid <input type="checkbox"/> Under Construction	Changes from Prior Year: <input checked="" type="checkbox"/> No Change <input type="checkbox"/> Project Accelerated <input type="checkbox"/> Project Delayed <input type="checkbox"/> Additional Approp <input type="checkbox"/> Decrease Approp	Project Statistics: Project related to: <input type="checkbox"/> Safety & Health <input checked="" type="checkbox"/> Masterplan Streetlights <input checked="" type="checkbox"/> Council Goal Maint.&Improve Infrastructure Origination Yr: FY03/04 Yr Amended: N/A % Completed: 0%
--	--	--	---

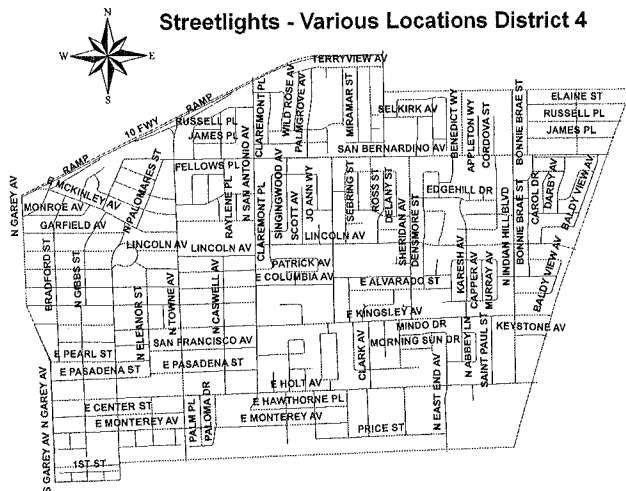
Financial Requirements:			
Cost by Project Categorization	Cost	Funding Summary	Impact on Future Operating Costs
Land Acquisition / Right of Way		Total Proj Cost \$ 65,000	Increase <input type="checkbox"/> Annual Amt \$
Engineering / Architecture	5,000	Total Funded \$ 65,000	Decrease <input type="checkbox"/> Annual Amt \$
Internal Costs (staff & operational expenses)		Total Unfunded \$ -	Minimal <input checked="" type="checkbox"/> Chg'd to fund # 101
Construction	55,000	Restricted Funding <input type="checkbox"/> Yes <input type="checkbox"/> No	
Construction Mgmt / Inspection	5,000		
Other - Specify			
Total	65,000		

Funding Allocation

Funding Source(s)	YTD Costs as of 02/28/07	Remaining Budget	Fiscal 2007/08	Plan 2008/09	Plan 2009/10	Plan 2010/11	Plan Beyond 2011
Series "AN" Bonds	181	64,819					
Total	181	64,819	-	-	-	-	-

Proposed Unfunded Project Costs							
--	--	--	--	--	--	--	--

Project Location



CITY OF POMONA
Capital Improvement Program Project Details

Project Title: _____

Streetlights - Vejar Avenue

Project Description: This project provides for the installation of 10 streetlights on Vejar Avenue between Dudley Street and Butterfield Road, including the installation of poles and light fixtures, service cabinet, pull boxes, PVC conduit and steel conduit.

Project Number:
 115-2590-XXXX-64390

Department / Division
 PW/Trans & Dev

Council District: <input type="checkbox"/> - 1 <input type="checkbox"/> - 2 <input type="checkbox"/> - 3 <input type="checkbox"/> - 4 <input checked="" type="checkbox"/> - 5 <input type="checkbox"/> - 6 <input type="checkbox"/> Citywide <input type="checkbox"/> Council Request	Project Status: <input type="checkbox"/> New <input type="checkbox"/> Pending <input type="checkbox"/> RFP prepared <input type="checkbox"/> In design <input type="checkbox"/> Out to Bid <input checked="" type="checkbox"/> Under Construction	Changes from Prior Year: <input checked="" type="checkbox"/> No Change <input type="checkbox"/> Project Accelerated <input type="checkbox"/> Project Delayed <input type="checkbox"/> Additional Approp <input type="checkbox"/> Decrease Approp	Project Statistics: Project related to: <input checked="" type="checkbox"/> Safety & Health <input checked="" type="checkbox"/> Masterplan <input checked="" type="checkbox"/> Council Goal Streetlights Maint & Improve Infrastructure	Origination Yr: FY02/03 Yr Amended: FY03/04 % Completed: 99%
---	--	--	--	--

Financial Requirements:

Cost by Project Categorization	Cost	Funding Summary	Impact on Future Operating Costs
Land Acquisition / Right of Way		Total Proj Cost \$ 70,000	Increase <input checked="" type="checkbox"/> Annual Amt \$ 1,200
Engineering / Architecture	3,000	Total Funded \$ 70,000	Decrease <input type="checkbox"/> Annual Amt \$
Internal Costs (staff & operational expenses)	4,500	Total Unfunded \$ -	Minimal <input type="checkbox"/> Chg'd to fund # 216/217
Construction	58,000	Restricted Funding <input checked="" type="checkbox"/> Yes <input type="checkbox"/> No	
Construction Mgmt / Inspection	4,500		
Other - Specify			
Total	70,000		

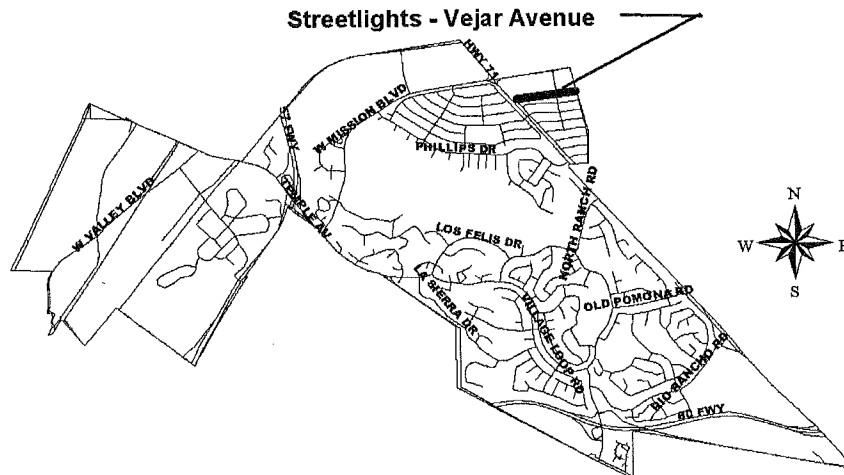
Funding Allocation

Funding Source(s)	YTD Costs as of 02/28/07	Remaining Budget	Fiscal 2007/08	Plan 2008/09	Plan 2009/10	Plan 2010/11	Plan Beyond 2011
CDBG (115-64390)	30,000						
CDBG (115-64441)	39,122	878					
Total	69,122	878	-	-	-	-	-

Proposed

Unfunded Project Costs

Project Location



CITY OF POMONA
Capital Improvement Program Project Details

Project Title: Streetlights and Sidewalks - District 2

Project Description: This project provides for the installation of streetlights and sidewalks on Third Street between Hamilton Blvd. and White Ave. (9); on Fourth Street between Hamilton Blvd. and White Blvd (9); on Vejar Street east of Dudley Ave. (2)

Project Number:
 112-2590-XXXXX-64291

Department / Division
 PW/Trans & Dev

Council District: <input type="checkbox"/> - 1 <input checked="" type="checkbox"/> - 2 <input type="checkbox"/> - 3 <input type="checkbox"/> - 4 <input type="checkbox"/> - 5 <input type="checkbox"/> - 6 <input type="checkbox"/> Citywide <input type="checkbox"/> Council Request	Project Status: <input type="checkbox"/> New <input type="checkbox"/> Pending <input type="checkbox"/> RFP prepared <input checked="" type="checkbox"/> In design <input type="checkbox"/> Out to Bid <input type="checkbox"/> Under Construction	Changes from Prior Year: <input checked="" type="checkbox"/> No Change <input type="checkbox"/> Project Accelerated <input type="checkbox"/> Project Delayed <input type="checkbox"/> Additional Approp <input type="checkbox"/> Decrease Approp	Project Statistics: Project related to: _____ Origination Yr: FY01/02 <input checked="" type="checkbox"/> Safety & Health Yr Amended: FY07/08 <input checked="" type="checkbox"/> Masterplan Streetlights; Sidewalks % Completed: 5% <input checked="" type="checkbox"/> Council Goal Maint & Improve Infrastructure
---	--	--	---

Financial Requirements:

Cost by Project Categorization	Cost	Funding Summary	Impact on Future Operating Costs
Land Acquisition / Right of Way		Total Proj Cost \$ 99,514	Increase <input type="checkbox"/> Annual Amt \$ _____
Engineering / Architecture	7,500	Total Funded \$ 99,514	Decrease <input type="checkbox"/> Annual Amt \$ _____
Internal Costs (staff & operational expenses)	8,500	Total Unfunded \$ -	Minimal <input checked="" type="checkbox"/> Chg'd to fund # 101
Construction	76,250	Restricted Funding <input type="checkbox"/> Yes <input type="checkbox"/> No	
Construction Mgmt / Inspection	7,264		
Other - Specify _____			
Total	99,514		

Funding Allocation

Funding Source(s)	YTD Costs as of 02/28/07	Remaining Budget	Fiscal 2007/08	Plan 2008/09	Plan 2009/10	Plan 2010/11	Plan Beyond 2011
CDBG (112-64291)	6,487	93,027					
Total	6,487	93,027	-	-	-	-	-

Proposed

Unfunded Project Costs

Project Location

Streetlights and Sidewalks - District 2



CITY OF POMONA
Capital Improvement Program Project Details

Project Title: **Traffic Signal - Avenida Rancheros and Santa Clara Drive**

Project Description: This project provides for the installation of a new traffic signal at Avenida Rancheros / Santa Clara Drive

Project Number:
 422-2590-XXXXX-83015
 Department / Division
 PW/Trans & Dev

Council District: <input type="checkbox"/> - 1 <input type="checkbox"/> - 2 <input type="checkbox"/> - 3 <input type="checkbox"/> - 4 <input checked="" type="checkbox"/> - 5 <input type="checkbox"/> - 6 <input type="checkbox"/> Citywide <input checked="" type="checkbox"/> Council Request	Project Status: <input type="checkbox"/> New <input checked="" type="checkbox"/> Pending <input type="checkbox"/> RFP prepared <input type="checkbox"/> In design <input type="checkbox"/> Out to Bid <input type="checkbox"/> Under Construction	Changes from Prior Year: <input checked="" type="checkbox"/> No Change <input type="checkbox"/> Project Accelerated <input type="checkbox"/> Project Delayed <input type="checkbox"/> Additional Approp <input type="checkbox"/> Decrease Approp	Project Statistics: Project related to: <input type="checkbox"/> Safety & Health <input type="checkbox"/> Masterplan <input checked="" type="checkbox"/> Council Goal <u>Maint. & Improve Infrastructure</u> Origination Yr: FY06/07 Yr Amended: N/A % Completed: 3%
--	--	--	--

Financial Requirements:

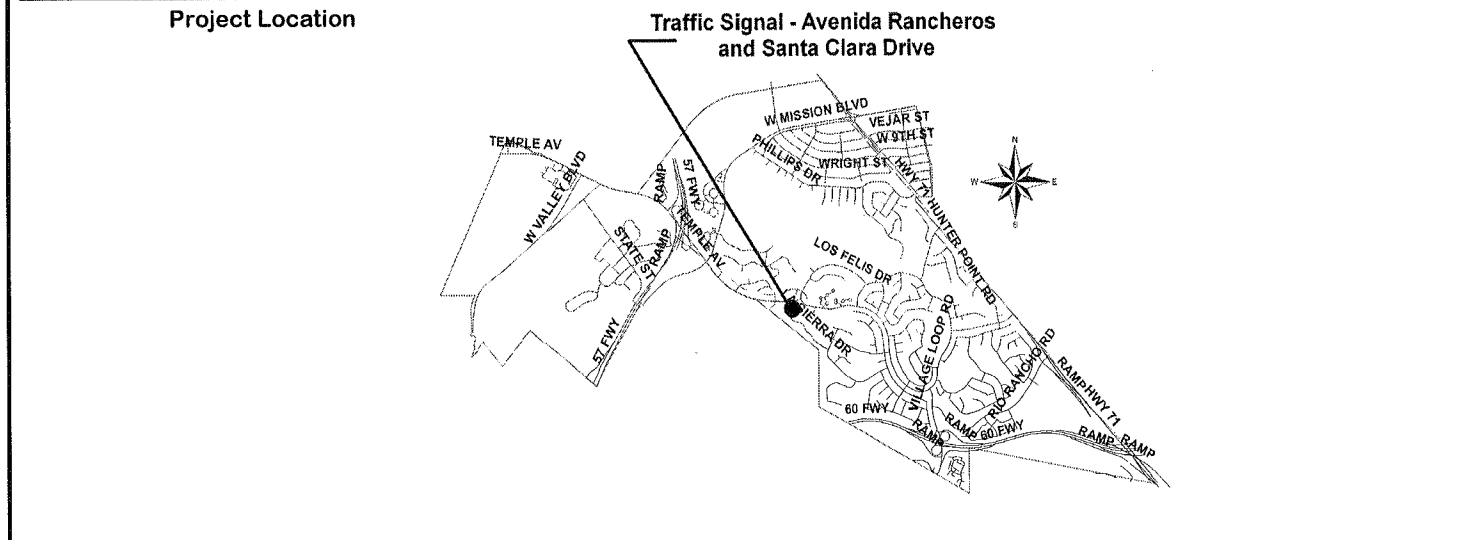
Cost by Project Categorization	Cost	Funding Summary	Impact on Future Operating Costs
Land Acquisition / Right of Way		Total Proj Cost \$ 200,000	Increase <input type="checkbox"/> Annual Amt \$
Engineering / Architecture	18,000	Total Funded \$ 200,000	Decrease <input type="checkbox"/> Annual Amt \$
Internal Costs (staff & operational expenses)	2,500	Total Unfunded \$ -	Minimal <input checked="" type="checkbox"/> Chg'd to fund # 101
Construction	169,500	Restricted Funding <input checked="" type="checkbox"/> Yes <input type="checkbox"/> No	
Construction Mgmt / Inspection	10,000		
Other - Specify			
Total	200,000		

Funding Allocation

Funding Source(s)	YTD Costs as of 02/28/07	Remaining Budget	Fiscal 2007/08	Plan 2008/09	Plan 2009/10	Plan 2010/11	Plan Beyond 2011
Series "AN" Bonds	6,275	193,725					
Total	6,275	193,725	-	-	-	-	-

Proposed Unfunded Project Costs

--	--	--	--	--	--	--	--



CITY OF POMONA
Capital Improvement Program Project Details

Project Title: **Traffic Signal - Left Turn Phasing (Indian Hill Blvd and San Bernardino Rd)**

Project Description: This project includes the installation of left turn phasing at the signalized intersection of Indian Hill Boulevard and San Bernardino Avenue. This traffic signal modification will reduce the number of left turn collisions and improve traffic safety.

Project Number:
 418-2590-XXXXX-76023

Department / Division
 PW/Trans & Dev

Council District: <input type="checkbox"/> - 1 <input type="checkbox"/> - 2 <input type="checkbox"/> - 3 <input checked="" type="checkbox"/> - 4 <input type="checkbox"/> - 5 <input type="checkbox"/> - 6 <input type="checkbox"/> Citywide <input type="checkbox"/> Council Request	Project Status: <input type="checkbox"/> New <input type="checkbox"/> Pending <input type="checkbox"/> RFP prepared <input checked="" type="checkbox"/> In design <input type="checkbox"/> Out to Bid <input type="checkbox"/> Under Construction	Changes from Prior Year: <input checked="" type="checkbox"/> No Change <input type="checkbox"/> Project Accelerated <input type="checkbox"/> Project Delayed <input type="checkbox"/> Additional Approp <input type="checkbox"/> Decrease Approp	Project Statistics: Project related to: <input checked="" type="checkbox"/> Safety & Health <input type="checkbox"/> Masterplan _____ <input checked="" type="checkbox"/> Council Goal <u>Maint & Improve Infrastructure</u>	Origination Yr: FY04/05 Yr Amended: N/A % Completed: 33%
---	--	--	---	--

Financial Requirements:			
<i>Cost by Project Categorization</i>	<i>Cost</i>	<i>Funding Summary</i>	<i>Impact on Future Operating Costs</i>
Land Acquisition / Right of Way		Total Proj Cost \$ 100,000	Increase <input type="checkbox"/> Annual Amt \$ _____
Engineering / Architecture	10,000	Total Funded \$ 100,000	Decrease <input type="checkbox"/> Annual Amt \$ _____
Internal Costs (staff & operational expenses)	5,000	Total Unfunded \$ -	Minimal <input checked="" type="checkbox"/> Chg'd to fund # 101
Construction	80,000	Restricted Funding <input checked="" type="checkbox"/> Yes <input type="checkbox"/> No	
Construction Mgmt / Inspection	5,000		
Other - Specify			
Total	100,000		

Funding Allocation

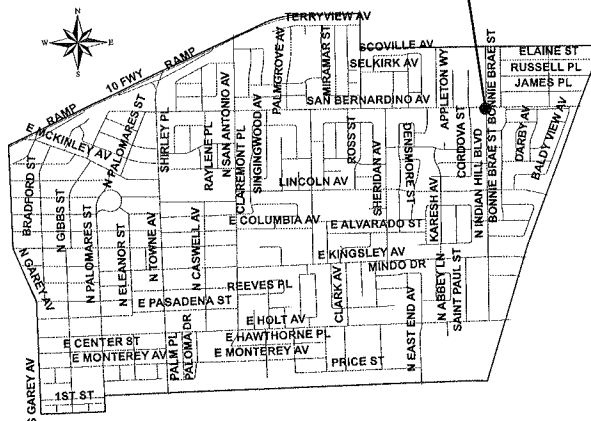
Funding Source(s)	YTD Costs as of 02/28/07	Remaining Budget	Fiscal 2007/08	Plan 2008/09	Plan 2009/10	Plan 2010/11	Plan Beyond 2011
Development Fees (Traffic and Safety)	32,981	67,019					
Total	32,981	67,019	-	-	-	-	-

Proposed Unfunded Project Costs

--	--	--	--	--	--	--	--

Project Location

**Traffic Signal - Left Turn Phasing
 (Indian Hill Blvd and San Bernardino Rd)**



CITY OF POMONA
Capital Improvement Program Project Details

Project Title: Traffic Signal Modifications - Garey Avenue and Monterey Avenue

Project Description: Installation of N/S left-turn phasing on Garey Avenue to improve safety of intersection.

Project Number:
 245-2590-XXXXX-58377
 Department / Division
 PW/Trans & Dev

Council District: <input checked="" type="checkbox"/> - 1 <input type="checkbox"/> - 2 <input type="checkbox"/> - 3 <input checked="" type="checkbox"/> - 4 <input type="checkbox"/> - 5 <input type="checkbox"/> - 6 <input type="checkbox"/> Citywide <input type="checkbox"/> Council Request	Project Status: <input type="checkbox"/> New <input type="checkbox"/> Pending <input type="checkbox"/> RFP prepared <input checked="" type="checkbox"/> In design <input type="checkbox"/> Out to Bid <input type="checkbox"/> Under Construction	Changes from Prior Year: <input checked="" type="checkbox"/> No Change <input type="checkbox"/> Project Accelerated <input type="checkbox"/> Project Delayed <input type="checkbox"/> Additional Approp <input type="checkbox"/> Decrease Approp	Project Statistics: Project related to: <input checked="" type="checkbox"/> Safety & Health <input type="checkbox"/> Masterplan <input checked="" type="checkbox"/> Council Goal <u>Maint & Improve Infrastructure</u> Origination Yr: FY03/04 Yr Amended: N/A % Completed: 16%
--	--	--	---

Financial Requirements:

Cost by Project Categorization	Cost	Funding Summary	Impact on Future Operating Costs
Land Acquisition / Right of Way		Total Proj Cost \$ 72,000	Increase <input type="checkbox"/> Annual Amt \$ _____
Engineering / Architecture	6,000	Total Funded \$ 72,000	Decrease <input type="checkbox"/> Annual Amt \$ _____
Internal Costs (staff & operational expenses)		Total Unfunded \$ -	Minimal <input checked="" type="checkbox"/> Chg'd to fund # 101
Construction	60,000	Restricted Funding <input checked="" type="checkbox"/> Yes <input type="checkbox"/> No	
Construction Mgmt / Inspection	6,000		
Other - Specify			
Total	72,000		

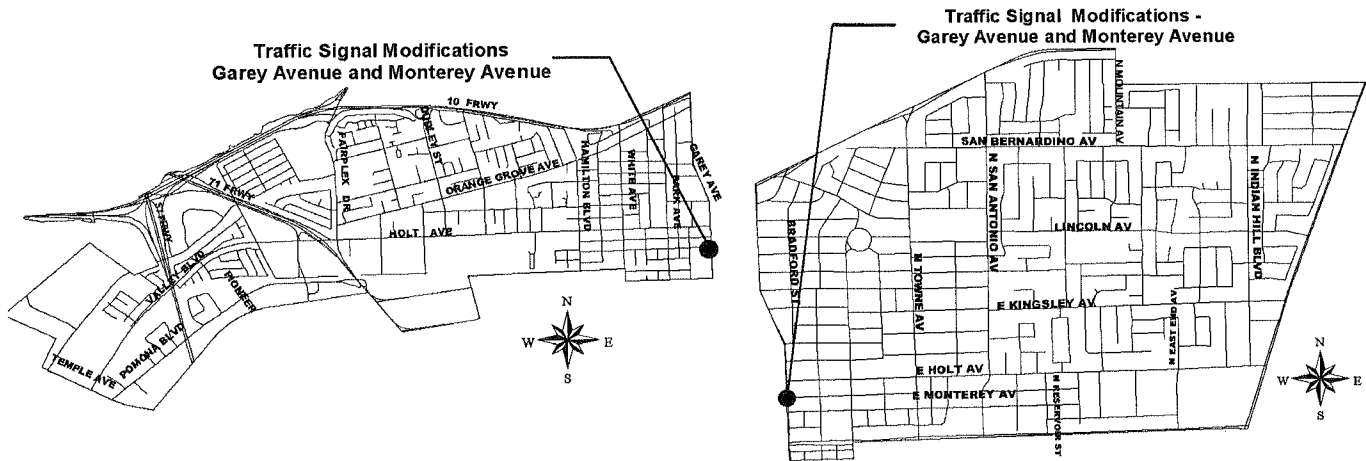
Funding Allocation

Funding Source(s)	YTD Costs as of 02/28/07	Remaining Budget	Fiscal 2007/08	Plan 2008/09	Plan 2009/10	Plan 2010/11	Plan Beyond 2011
AB 2766	11,326	60,674					
Total	11,326	60,674	-	-	-	-	-

Proposed Unfunded Project Costs

--	--	--	--	--	--	--	--

Project Location



CITY OF POMONA
Capital Improvement Program Project Details

Project Title: Traffic Signal Modifications - Holt Avenue and East End Avenue

Project Description: Installation of N/S split phasing on East End Ave. to improve Pedestrian safety

Project Number:
 418-2590-XXXXX-67883
 Department / Division
 PW/Trans & Dev

Council District: <input type="checkbox"/> - 1 <input type="checkbox"/> - 2 <input type="checkbox"/> - 3 <input checked="" type="checkbox"/> - 4 <input type="checkbox"/> - 5 <input type="checkbox"/> - 6 <input type="checkbox"/> Citywide <input type="checkbox"/> Council Request	Project Status: <input type="checkbox"/> New <input checked="" type="checkbox"/> Pending <input type="checkbox"/> RFP prepared <input type="checkbox"/> In design <input type="checkbox"/> Out to Bid <input type="checkbox"/> Under Construction	Changes from Prior Year: <input checked="" type="checkbox"/> No Change <input type="checkbox"/> Project Accelerated <input type="checkbox"/> Project Delayed <input type="checkbox"/> Additional Approp <input type="checkbox"/> Decrease Approp	Project Statistics: Project related to: _____ <input checked="" type="checkbox"/> Safety & Health <input type="checkbox"/> Masterplan _____ <input checked="" type="checkbox"/> Council Goal <u>Maint & Improve Infrastructure</u> Origination Yr: FY06/07 Yr Amended: N/A % Completed: 0%
---	--	--	--

Financial Requirements:

Cost by Project Categorization	Cost	Funding Summary	Impact on Future Operating Costs
Land Acquisition / Right of Way		Total Proj Cost \$ 30,000	Increase <input checked="" type="checkbox"/> Annual Amt \$ 200
Engineering / Architecture	2,500	Total Funded \$ 30,000	Decrease <input type="checkbox"/> Annual Amt \$ _____
Internal Costs (staff & operational expenses)		Total Unfunded \$ -	Minimal <input type="checkbox"/> Chg'd to fund # 101
Construction	25,000	Restricted Funding <input checked="" type="checkbox"/> Yes <input type="checkbox"/> No	
Construction Mgmt / Inspection	2,500		
Other - Specify			
Total	30,000		

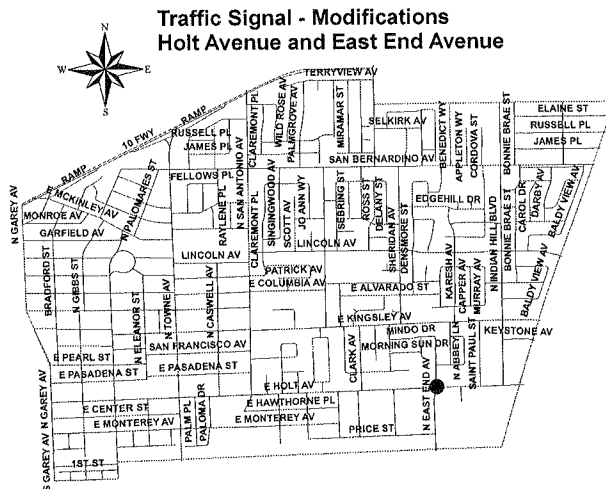
Funding Allocation

Funding Source(s)	YTD Costs as of 02/28/07	Remaining Budget	Fiscal 2007/08	Plan 2008/09	Plan 2009/10	Plan 2010/11	Plan Beyond 2011
Development Fees (Traffic and Safety)		30,000					
Total	-	30,000	-	-	-	-	-

Proposed Unfunded Project Costs

--	--	--	--	--	--	--	--

Project Location



CITY OF POMONA
Capital Improvement Program Project Details

Project Title: Traffic Signal Modifications - Holt Avenue and White Avenue

Project Description: Installation of N/S left -turn on White Ave to improve safety at intersection.

Project Number:
 422-2590-XXXXX-83016
 Department / Division
 PW/Trans & Dev

Council District: <input checked="" type="checkbox"/> - 1 <input type="checkbox"/> - 2 <input type="checkbox"/> - 3 <input type="checkbox"/> - 4 <input type="checkbox"/> - 5 <input type="checkbox"/> - 6 <input type="checkbox"/> Citywide <input type="checkbox"/> Council Request	Project Status: <input type="checkbox"/> New <input checked="" type="checkbox"/> Pending <input type="checkbox"/> RFP prepared <input type="checkbox"/> In design <input type="checkbox"/> Out to Bid <input type="checkbox"/> Under Construction	Changes from Prior Year: <input checked="" type="checkbox"/> No Change <input type="checkbox"/> Project Accelerated <input type="checkbox"/> Project Delayed <input type="checkbox"/> Additional Approp <input type="checkbox"/> Decrease Approp	Project Statistics: Project related to: <input checked="" type="checkbox"/> Safety & Health <input type="checkbox"/> Masterplan <input checked="" type="checkbox"/> Council Goal <u>Maint & Improve Infrastructure</u> Origination Yr: FY06/07 Yr Amended: N/A % Completed: 0%
---	--	--	--

Financial Requirements:

Cost by Project Categorization	Cost	Funding Summary	Impact on Future Operating Costs
Land Acquisition / Right of Way		Total Proj Cost \$ 63,500	Increase <input type="checkbox"/> Annual Amt \$
Engineering / Architecture	2,500	Total Funded \$ 63,500	Decrease <input type="checkbox"/> Annual Amt \$
Internal Costs (staff & operational expenses)		Total Unfunded \$ -	Minimal <input checked="" type="checkbox"/> Chg'd to fund # 101
Construction	58,500	Restricted Funding <input checked="" type="checkbox"/> Yes <input type="checkbox"/> No	
Construction Mgmt / Inspection	2,500		
Other - Specify			
Total	63,500		

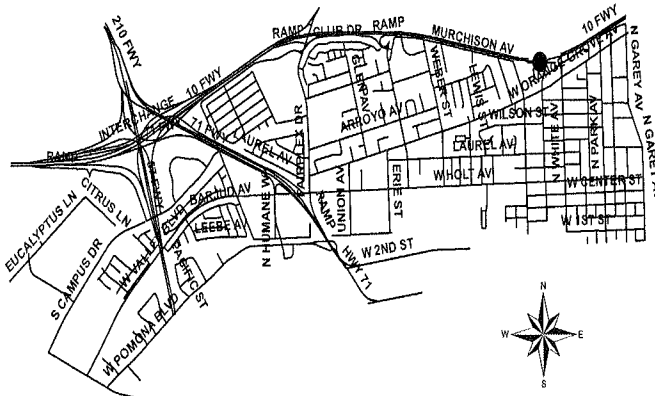
Funding Allocation

Funding Source(s)	YTD Costs as of 02/28/07	Remaining Budget	Fiscal 2007/08	Plan 2008/09	Plan 2009/10	Plan 2010/11	Plan Beyond 2011
Series "AN" Bonds	85	63,415					
Total	85	63,415	-	-	-	-	-

Proposed Unfunded Project Costs

Project Location

Traffic Signal Modifications - Holt Avenue and White Avenue



CITY OF POMONA
Capital Improvement Program Project Details

Project Title: Traffic Signal Modifications - Various Locations

Project Description: Removal of median mounted left-turn signal poles to improve safety at four locations - Garey / La Verne, Mission / Dudley, White / McKinley and Garey / Bonita. New (mast arm) left turn indications will be installed at the four locations.

Project Number:
 245-2590-XXXXX-58378

Department / Division
 PW/Trans & Dev

Council District: <input type="checkbox"/> - 1 <input checked="" type="checkbox"/> - 2 <input type="checkbox"/> - 3 <input type="checkbox"/> - 4 <input checked="" type="checkbox"/> - 5 <input checked="" type="checkbox"/> - 6 <input type="checkbox"/> Citywide <input type="checkbox"/> Council Request	Project Status: <input type="checkbox"/> New <input type="checkbox"/> Pending <input type="checkbox"/> RFP prepared <input checked="" type="checkbox"/> In design <input type="checkbox"/> Out to Bid <input type="checkbox"/> Under Construction	Changes from Prior Year: <input checked="" type="checkbox"/> No Change <input type="checkbox"/> Project Accelerated <input type="checkbox"/> Project Delayed <input type="checkbox"/> Additional Approp <input type="checkbox"/> Decrease Approp	Project Statistics: Project related to: Origination Yr: FY03/04 <input checked="" type="checkbox"/> Safety & Health Yr Amended: FY07/08 <input type="checkbox"/> Masterplan % Completed: 10% <input checked="" type="checkbox"/> Council Goal <u>Maint & Improve Infrastructure</u>
---	--	--	---

Financial Requirements:

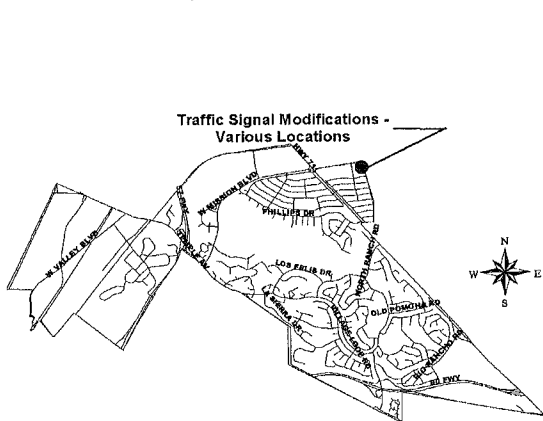
Cost by Project Categorization	Cost	Funding Summary	Impact on Future Operating Costs
Land Acquisition / Right of Way		Total Proj Cost \$ 240,000	Increase <input type="checkbox"/> Annual Amt \$ _____
Engineering / Architecture	20,000	Total Funded \$ 240,000	Decrease <input type="checkbox"/> Annual Amt \$ _____
Internal Costs (staff & operational expenses)		Total Unfunded \$ -	Minimal <input checked="" type="checkbox"/> Chg'd to fund # 101
Construction	200,000	Restricted Funding <input checked="" type="checkbox"/> Yes <input type="checkbox"/> No	
Construction Mgmt / Inspection	20,000		
Other - Specify			
Total	240,000		

Funding Allocation

Funding Source(s)	YTD Costs as of 02/28/07	Remaining Budget	Fiscal 2007/08	Plan 2008/09	Plan 2009/10	Plan 2010/11	Plan Beyond 2011
AB 2766	9,423	230,577					
Total	9,423	230,577	-	-	-	-	-

Proposed Unfunded Project Costs

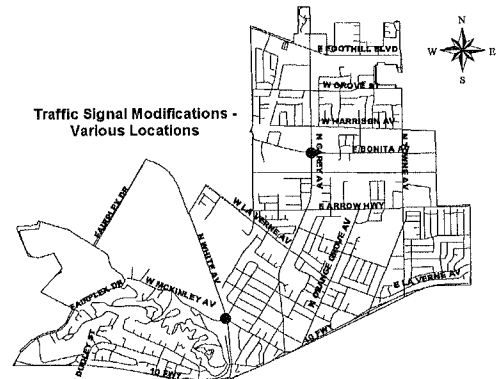
Project Location



Traffic Signal Modifications - Various Locations



Traffic Signal Modifications - Various Locations







THIS PAGE INTENTIONALLY LEFT BLANK





Partially Funded Projects



CITY OF POMONA
Capital Improvement Program Project Details

Project Title: Streetlights - District 1 (Phase I and II)

Project Description: Installation of streetlights on Glenpark Stree, Groveside Place, Green Acre Road, Newmanor Avenue, Prock Street, Gayley Court, Erickson Drive, Cambrin Road, La Vita Avenue, Graff Steet, Casa Hermosa Drive, Hamilton Boulevard, Wilson Street, Columbia Avenue, Alvarado Street, Randolph Street, Chester Place, South Campus Drive and other steets - approximately 120 new lights.

Project Number:
 111-2590-XXXXX-64490
 Department / Division
 PW/Trans & Dev

Council District: <input checked="" type="checkbox"/> - 1 <input type="checkbox"/> - 2 <input type="checkbox"/> - 3 <input type="checkbox"/> - 4 <input type="checkbox"/> - 5 <input type="checkbox"/> - 6 <input type="checkbox"/> Citywide <input checked="" type="checkbox"/> Council Request	Project Status: <input type="checkbox"/> New <input checked="" type="checkbox"/> Pending <input type="checkbox"/> RFP prepared <input type="checkbox"/> In design <input type="checkbox"/> Out to Bid <input type="checkbox"/> Under Construction	Changes from Prior Year: <input checked="" type="checkbox"/> No Change <input type="checkbox"/> Project Accelerated <input type="checkbox"/> Project Delayed <input type="checkbox"/> Additional Approp <input type="checkbox"/> Decrease Approp	Project Statistics: Project related to: _____ <input checked="" type="checkbox"/> Safety & Health <input checked="" type="checkbox"/> Masterplan <u>Streetlights</u> <input type="checkbox"/> Council Goal _____ Origination Yr: FY04/05 Yr Amended: FY07/08 % Completed: 5%
--	--	--	--

Financial Requirements:

Cost by Project Categorization	Cost	Funding Summary	Impact on Future Operating Costs
Land Acquisition / Right of Way		Total Proj Cost \$ 600,000	Increase <input checked="" type="checkbox"/> Annual Amt \$ 10,000
Engineering / Architecture	40,000	Total Funded \$ 67,053	Decrease <input type="checkbox"/> Annual Amt \$ _____
Internal Costs (staff & operational expenses)	10,000	Total Unfunded \$ 532,947	Minimal <input type="checkbox"/> Chg'd to fund # 101
Construction	500,000	Restricted Funding <input type="checkbox"/> Yes <input type="checkbox"/> No	
Construction Mgmt / Inspection	50,000		
Other - Specify			
Total	600,000		

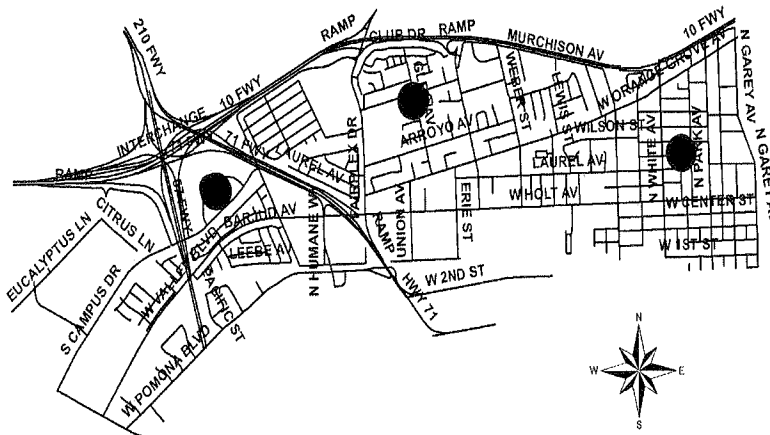
Funding Allocation

Funding Source(s)	YTD Costs as of 02/28/07	Remaining Budget	Fiscal 2007/08	Plan 2008/09	Plan 2009/10	Plan 2010/11	Plan Beyond 2011
CDBG (111-64490)	120	66,933					
Total	120	66,933	-	-	-	-	-

Proposed Unfunded Project Costs	532,947
--	----------------

Project Location

Streetlights - District 1 (Phase I and II)



CITY OF POMONA
Capital Improvement Program Project Details

Project Title: Streetlights - District 2

Project Description: This project provides for the installation of all remaining streetlights throughout District 2 (87 lights).

Project Number:
 422-2590-XXXXX-83018
 Department / Division
 PW/Trans & Dev

Council District: <input type="checkbox"/> - 1 <input checked="" type="checkbox"/> - 2 <input type="checkbox"/> - 3 <input type="checkbox"/> - 4 <input type="checkbox"/> - 5 <input type="checkbox"/> - 6 <input type="checkbox"/> Citywide <input checked="" type="checkbox"/> Council Request	Project Status: <input type="checkbox"/> New <input checked="" type="checkbox"/> Pending <input type="checkbox"/> RFP prepared <input type="checkbox"/> In design <input type="checkbox"/> Out to Bid <input type="checkbox"/> Under Construction	Changes from Prior Year: <input checked="" type="checkbox"/> No Change <input type="checkbox"/> Project Accelerated <input type="checkbox"/> Project Delayed <input type="checkbox"/> Additional Approp <input type="checkbox"/> Decrease Approp	Project Statistics: Project related to: Origination Yr: FY0607 <input type="checkbox"/> Safety & Health Yr Amended: N/A <input checked="" type="checkbox"/> Masterplan Streetlights % Completed: 0% <input checked="" type="checkbox"/> Council Goal Maint. & Improve Infrastructure
--	--	--	---

Financial Requirements:			
Cost by Project Categorization	Cost	Funding Summary	Impact on Future Operating Costs
Land Acquisition / Right of Way		Total Proj Cost \$ 435,000	Increase <input checked="" type="checkbox"/> Annual Amt \$ 8,700
Engineering / Architecture	40,000	Total Funded \$ 157,407	Decrease <input type="checkbox"/> Annual Amt \$ _____
Internal Costs (staff & operational expenses)		Total Unfunded \$ 277,593	Minimal <input type="checkbox"/> Chg'd to fund # 101
Construction	355,000	Restricted Funding <input checked="" type="checkbox"/> Yes <input type="checkbox"/> No	
Construction Mgmt / Inspection	40,000		
Other - Specify			
Total	435,000		

Funding Allocation							
Funding Source(s)	YTD Costs as of 02/28/07	Remaining Budget	Fiscal 2007/08	Plan 2008/09	Plan 2009/10	Plan 2010/11	Plan Beyond 2011
Series "AG" Bonds	120	5,178					
Series "AN" Bonds		152,109					
Total	120	157,287	-	-	-	-	-

Proposed Unfunded Project Costs							277,593
--	--	--	--	--	--	--	----------------

Project Location



CITY OF POMONA
Capital Improvement Program Project Details

Project Title:

Streetlights - District 2 (Phase II and III)

Project Description: Fill in of missing streetlighting in Council District 2 target area: Third Street - Oak to Park (2); Sixth Street - White to Park (8), Myrtle to Hamilton (4) and Garey to Towne (9); Seventh Street - White to Towne (12); Eighth Street - White to Eleanor (11); Tenth Street - east of Hamilton to Eleanor (12); Eleventh Street - Hansen to Garey (14); Twelfth Street - Hamilton to White (5); Hamilton - Phillips to First (8); Fernleaf - Buena Vista to Park (14); Muir - Hamilton to east of Rebecca (8); and Hobson Court (2). Fill in of missing streetlighting in Council District 2 target area: Third Street - Oak to Park (2); Sixth Street - White to Park (8), Myrtle to Hamilton (4) and Garey to Towne (9); Seventh Street - White to Towne (12); Eighth Street - White to Eleanor (11); Tenth Street - east of Hamilton to Eleanor (12); Eleventh Street .

Project Number:
112-2590-XXXX-64491

Department / Division
PW/Trans & Dev

Council District: <input type="checkbox"/> - 1 <input checked="" type="checkbox"/> - 2 <input type="checkbox"/> - 3 <input type="checkbox"/> - 4 <input type="checkbox"/> - 5 <input type="checkbox"/> - 6 <input type="checkbox"/> Citywide <input type="checkbox"/> Council Request	Project Status: <input type="checkbox"/> New <input checked="" type="checkbox"/> Pending <input type="checkbox"/> RFP prepared <input type="checkbox"/> In design <input type="checkbox"/> Out to Bid <input type="checkbox"/> Under Construction	Changes from Prior Year: <input checked="" type="checkbox"/> No Change <input type="checkbox"/> Project Accelerated <input type="checkbox"/> Project Delayed <input type="checkbox"/> Additional Approp <input type="checkbox"/> Decrease Approp	Project Statistics: Project related to: <input checked="" type="checkbox"/> Safety & Health <input checked="" type="checkbox"/> Masterplan Streetlighting <input checked="" type="checkbox"/> Council Goal Maint & Improve Infrastructure Origination Yr: FY01/02 Yr Amended: FY07/08 % Completed: 5%
---	--	--	---

Financial Requirements:			
Cost by Project Categorization	Cost	Funding Summary	Impact on Future Operating Costs
Land Acquisition / Right of Way		Total Proj Cost \$ 581,225	Increase <input checked="" type="checkbox"/> Annual Amt \$ 4,400
Engineering / Architecture	23,825	Total Funded \$ 76,946	Decrease <input type="checkbox"/> Annual Amt \$
Internal Costs (staff & operational expenses)	14,400	Total Unfunded \$ 504,279	Minimal <input type="checkbox"/> Chg'd to fund # 101
Construction	528,000	Restricted Funding <input checked="" type="checkbox"/> Yes <input type="checkbox"/> No	
Construction Mgmt / Inspection	15,000		
Other - Specify			
Total	581,225		

Funding Allocation


Funding Source(s)	YTD Costs as of 02/28/07	Remaining Budget	Fiscal 2007/08	Plan 2008/09	Plan 2009/10	Plan 2010/11	Plan Beyond 2011
CDBG (112-64491)	326	76,620					
Total	326	76,620	-	-	-	-	-

Proposed Unfunded Project Costs	504,279
--	----------------

Project Location



Unfunded Projects

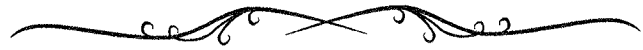


CITY OF POMONA
Capital Improvement Program
Unfunded Traffic Projects

Council Request	Council District	Project Title	Project Description	Estimated Cost	Origination Year
	5	Bus Stop Improvements - Phillips Ranch Road	Installation of sidewalk area, bench or shelter and trash can at stops on Village Loop, Santa Clara, Rio Rancho and Avenida Rancheros (16 stop locations)	120,000	FY 03/04
	Citywide	Emergency Vehicle Preemption - Fire Vehicle Transmitters & Mission Blvd (Phase I)	Installation of Emergency Vehicle Preemption devices at all traffic signals on Mission Blvd and Fire Vehicle Transmitters	166,000	FY 03/04
	Citywide	Emergency Vehicle Preemption – Garey Ave (Phase II)	Installation of Emergency Vehicle Preemption devices at all traffic signals on Garey Avenue	258,700	FY 03/04
*	4	Speed Humps - District 4 (FY 2007/08)	Provides for speed humps construction at locations in District 4	20,000	FY 07/08
*	6	Streetlights – District 6 (Priority I)	This includes, but is not limited to, Penfield, Westwood, Berkeley, Aliso, Sherwood and Windsor	255,000	FY 03/04
*	6	Streetlights – District 6 (Priority II)	This includes, but is not limited to, Ganessa, Hacienda, Presidio and Alameda	140,000	FY 03/04
*	6	Streetlights – District 6 (Priority III)	This includes, but is not limited to, Val Vista, Hillcrest, Altura, and Casa Vista	152,000	FY 03/04
*	3	Streetlights – Philadelphia Street and Reservoir Street	Installation of streetlights on Philadelphia St between Towne Ave and the east city limit (10) and Reservoir St between Olive St and Phillips Blvd (15)	156,000	FY 03/04
*	5	Streetlights – Temple Avenue	Installation of three streetlights on Temple near Foley. These streetlights will improve pedestrian safety on Temple Ave in this area	20,000	FY 04/05
*	1,5	Streetlights and Sidewalks - Temple Avenue and South Campus Drive	Installation of additional streetlights at bus stops to improve pedestrian safety	30,000	FY 06/07
	2	Traffic Signal - Foothill Boulevard and Sumner Avenue	A joint project between Cal Trans and the City of Pomona with a cost distribution of 67% and 33% respectively	100,000	FY 07/08
	5	Traffic Signal – Village Loop Road and Santa Clara Drive	Construct a new traffic signal at the intersection of Village Loop and Santa Clara. Signal warrant analysis indicates location should have a traffic signal	150,000	FY 03/04
	Citywide	Traffic Signal Detection Upgrade	Improve detection at various signals by installing new loops or video detection	60,000	FY 03/04

CITY OF POMONA
Capital Improvement Program
Unfunded Traffic Projects

Council Request	Council District	Project Title	Project Description	Estimated Cost	Origination Year
	3	Traffic Signal Interconnect – Philadelphia St (between Garey Ave and San Antonio Ave)	Traffic signal interconnectivity on Philadelphia St between Garey and San Antonio (4 signals)	105,000	FY 03/04
	1	Traffic Signal Interconnect – Ridgeway St (South Campus Dr to Valley Blvd) Priority III	Traffic signal interconnectivity on Ridgeway between South Campus Dr and Valley Blvd (2 signals)	65,000	FY 03/04
	1	Traffic Signal Interconnect – South Campus Drive (Temple Ave to Ridgeway St) Priority II	Traffic signal interconnectivity on South Campus Dr between Ridgeway St and Temple Ave (7 signals)	210,000	FY 03/04
	1	Traffic Signal Interconnect – Valley Boulevard (Fairplex Dr to Ridgeway St) Priority IV	Traffic signal interconnectivity on Valley Blvd between Fairplex Dr and Ridgeway St (3 signals)	65,000	FY 03/04
	5	Traffic Signal Modification - Temple Avenue and Golden Springs Road	Installation of split phase operation for Golden Springs/Rancho Novato to improve safety of intersection	30,000	FY 06/07



THIS PAGE INTENTIONALLY LEFT BLANK

