
Storm Drain Projects



Five Year Capital Improvement Program

| | Page # | Council Request * | YTD Costs as of 2/28/09 | Remaining Budget |
|---|--------|----------------------|----------------------------|---------------------|
| Storm Drains | | | | |
| ~Partially Funded Projects ~ | | | | |
| Alley Drainage Improvements - Acacia Street | 1 | | 61,458 | 17,542 |
| Catch Basin - Mission Boulevard (at Phillips Drive) | 2 | | 50,994 | 28,006 |
| Collector Modifications - Yorba Drive | 3 | | 41,124 | 23,876 |
| Subtotals: | | | 153,576 | 69,424 |
| ~ Unfunded Projects ~ | | | | |
| Drainage Study at Jefferson Av/Eleanor St & McKinley Av/Palomares | - | * | - | - |
| Storm Drain - County Road (Citron Pl to Towne Ave) | - | | - | - |
| Storm Drain Improvements - N/W of Holt Avenue and Fairplex Drive | - | | - | - |
| Subtotals: | | | - | - |
| Storm Drains Category Totals: | | | 153,576 | 69,424 |

Five Year Capital Improvement Program


| Adopted 2009/10 | Plan 2010/11 | Plan 2011/12 | Plan 2012/13 | Plan Beyond 2013 | Impact to Future Operating |
|--------------------|-----------------|-----------------|-----------------|---------------------|----------------------------------|
| - | - | - | - | 400,000 | (500) |
| - | - | - | - | 87,000 | (250) |
| - | - | - | - | 145,000 | (300) |
| - | - | - | - | 632,000 | |
| - | - | - | - | 75,000 | Minimal |
| - | - | - | - | 2,000,000 | Minimal |
| - | 800,000 | - | - | - | Minimal |
| - | 800,000 | - | - | 2,075,000 | |
| - | 800,000 | - | - | 2,707,000 | |



THIS PAGE INTENTIONALLY LEFT BLANK



Funded Projects





No Projects
In This Section



Partially Funded Projects



CITY OF POMONA
Capital Improvement Program Project Details

Project Title: Alley Drainage Improvements - Acacia Street

Project Description: Alley grading and drainage improvements at Acacia Street and adjacent. An undeveloped area drains to this alley flooding south lying properties. The noted improvements will channel drainage to Arrow Highway via Acacia Street.

Project Number:
 208-2594-XXXXX-67773
 Department / Division
 PW / Engineering

| | | | |
|---|--|--|---|
| Council District: <input type="checkbox"/> - 1 <input type="checkbox"/> - 2 <input type="checkbox"/> - 3 <input type="checkbox"/> - 4 <input type="checkbox"/> - 5 <input checked="" type="checkbox"/> - 6 <input type="checkbox"/> Citywide <input type="checkbox"/> Council Request | Project Status: <input type="checkbox"/> New <input type="checkbox"/> Pending <input type="checkbox"/> RFP prepared <input checked="" type="checkbox"/> In design <input type="checkbox"/> Out to Bid <input type="checkbox"/> Under Construction | Changes from Prior Year: <input checked="" type="checkbox"/> No Change <input type="checkbox"/> Project Accelerated <input type="checkbox"/> Project Delayed <input type="checkbox"/> Additional Approp <input type="checkbox"/> Decrease Approp | Project Statistics: Project related to: <input checked="" type="checkbox"/> Safety & Health <input type="checkbox"/> Masterplan _____ <input checked="" type="checkbox"/> Council Goal <u>Maint & Improve Infrastructure</u> Origination Yr: FY97/98 Yr Amended: FY09/10 % Completed: 13% |
|---|--|--|---|

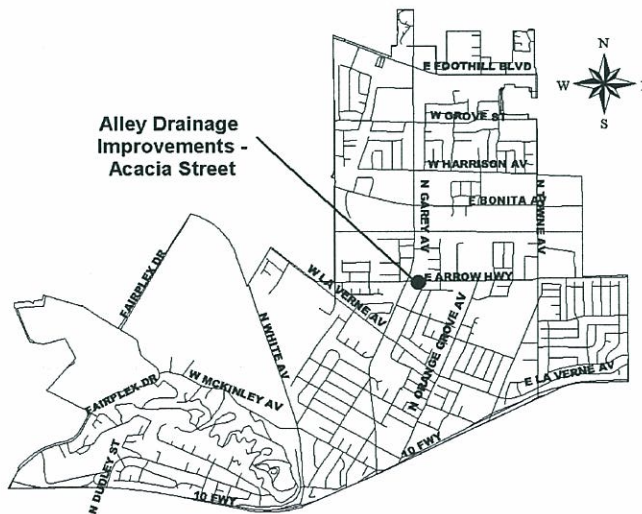
Financial Requirements:

| <i>Cost by Project Categorization</i> | <i>Cost</i> | <i>Funding Summary</i> | <i>Impact on Future Operating Costs</i> |
|---|----------------|--|--|
| Land Acquisition / Right of Way | | Total Proj Cost \$ 479,000 | Increase <input type="checkbox"/> Annual Amt \$ _____ |
| Engineering / Architecture | 47,900 | Total Funded \$ 79,000 | Decrease <input checked="" type="checkbox"/> Annual Amt \$ 500 |
| Internal Costs (staff & operational expenses) | 95,800 | Total Unfunded \$ 400,000 | Minimal <input type="checkbox"/> Chg'd to fund # _____ |
| Construction | 287,400 | Restricted Funding <input checked="" type="checkbox"/> Yes <input type="checkbox"/> No | |
| Construction Mgmt / Inspection | 23,950 | | |
| Other - Geotech, Environmental, Survey | 23,950 | | |
| Total | 479,000 | | |

Funding Allocation

| Funding Source(s) | YTD Costs as of 02/28/09 | Remaining Budget | Fiscal 2009/10 | Plan 2010/11 | Plan 2011/12 | Plan 2012/13 | Plan Beyond 2013 |
|--|-----------------------------|---------------------|-------------------|-----------------|-----------------|-----------------|---------------------|
| Gas Tax | 61,458 | 17,542 | | | | | |
| | | | | | | | |
| | | | | | | | |
| | | | | | | | |
| Total | 61,458 | 17,542 | - | - | - | - | - |
| Proposed Unfunded Project Costs | | | | | | | 400,000 |

Project Location



CITY OF POMONA
Capital Improvement Program Project Details

Project Title: Catch Basin - Mission Boulevard (at Phillips Drive)

Project Description: During heavy rains, the water in the gutter along the southerly curb of Mission Boulevard northerly of Phillips Boulevard washes over the southeasterly curb at the intersection of Phillips and Mission and damages the landscaping in the parkway. This project will correct street drainage problems with the construction of catch basins at the southwesterly corner of the intersection and connecting the basins to an existing storm drain.

Project Number:
 208-2594-XXXXX-67658

Department / Division
 PW / Engineering

| | | | |
|---|--|--|---|
| Council District: <input type="checkbox"/> - 1 <input type="checkbox"/> - 2 <input type="checkbox"/> - 3 <input type="checkbox"/> - 4 <input checked="" type="checkbox"/> - 5 <input type="checkbox"/> - 6 <input type="checkbox"/> Citywide <input type="checkbox"/> Council Request | Project Status: <input type="checkbox"/> New <input type="checkbox"/> Pending <input type="checkbox"/> RFP prepared <input checked="" type="checkbox"/> In design <input type="checkbox"/> Out to Bid <input type="checkbox"/> Under Construction | Changes from Prior Year: <input checked="" type="checkbox"/> No Change <input type="checkbox"/> Project Accelerated <input type="checkbox"/> Project Delayed <input type="checkbox"/> Additional Approp <input type="checkbox"/> Decrease Approp | Project Statistics: Project related to: <input checked="" type="checkbox"/> Safety & Health <input type="checkbox"/> Masterplan <input checked="" type="checkbox"/> Council Goal <u>Maint & Improve Infrastructure</u> Origination Yr: FY95/96 Yr Amended: FY09/10 % Completed: 31% |
|---|--|--|---|

Financial Requirements:

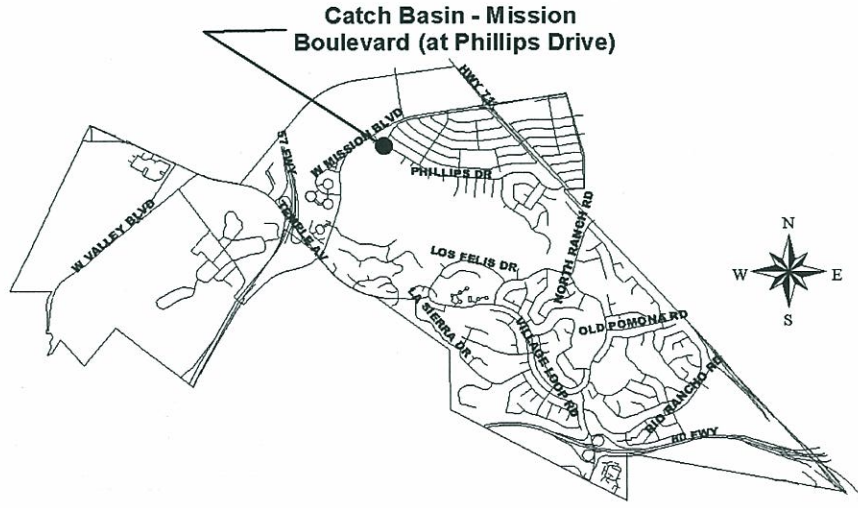
| <i>Cost by Project Categorization</i> | <i>Cost</i> | <i>Funding Summary</i> | <i>Impact on Future Operating Costs</i> |
|---|----------------|--|--|
| Land Acquisition / Right of Way | | Total Proj Cost \$ 166,000 | Increase <input type="checkbox"/> Annual Amt \$ _____ |
| Engineering / Architecture | 16,600 | Total Funded \$ 79,000 | Decrease <input checked="" type="checkbox"/> Annual Amt \$ 250 |
| Internal Costs (staff & operational expenses) | 33,200 | Total Unfunded \$ 87,000 | Minimal <input type="checkbox"/> Chg'd to fund # _____ |
| Construction | 99,600 | Restricted Funding <input checked="" type="checkbox"/> Yes <input type="checkbox"/> No | |
| Construction Mgmt / Inspection | 8,300 | | |
| Other - Specify | 8,300 | | |
| Total | 166,000 | | |

Funding Allocation

| Funding Source(s) | YTD Costs as of 02/28/09 | Remaining Budget | Fiscal 2009/10 | Plan 2010/11 | Plan 2011/12 | Plan 2012/13 | Plan Beyond 2013 |
|-------------------|--------------------------|------------------|----------------|--------------|--------------|--------------|------------------|
| Gas Tax | 50,994 | 28,006 | | | | | |
| | | | | | | | |
| | | | | | | | |
| | | | | | | | |
| Total | 50,994 | 28,006 | - | - | - | - | - |

| | |
|--|---------------|
| Proposed Unfunded Project Costs | 87,000 |
|--|---------------|

Project Location



CITY OF POMONA
Capital Improvement Program Project Details

Project Title: Collector Modifications - Yorba Drive

Project Description: The existing drainage facilities on Yorba Drive have proved to be inadequate, necessitating the installation of a catch basin and connector pipe to divert water and eliminate flooding incidents.

Project Number:
 208-2594-XXXXX-67632

Department / Division
 PW / Engineering

| | | | |
|---|--|--|---|
| Council District: <input type="checkbox"/> - 1 <input type="checkbox"/> - 2 <input type="checkbox"/> - 3 <input type="checkbox"/> - 4 <input type="checkbox"/> - 5 <input checked="" type="checkbox"/> - 6 <input type="checkbox"/> Citywide <input type="checkbox"/> Council Request | Project Status: <input type="checkbox"/> New <input type="checkbox"/> Pending <input type="checkbox"/> RFP prepared <input checked="" type="checkbox"/> In design <input type="checkbox"/> Out to Bid <input type="checkbox"/> Under Construction | Changes from Prior Year: <input checked="" type="checkbox"/> No Change <input type="checkbox"/> Project Accelerated <input type="checkbox"/> Project Delayed <input type="checkbox"/> Additional Approp <input type="checkbox"/> Decrease Approp | Project Statistics: Project related to: <input checked="" type="checkbox"/> Safety & Health <input type="checkbox"/> Masterplan _____ <input checked="" type="checkbox"/> Council Goal <u>Maint & Improve Infrastructure</u> Origination Yr: FY95/96 Yr Amended: FY09/10 % Completed: 20% |
|---|--|--|---|

Financial Requirements:

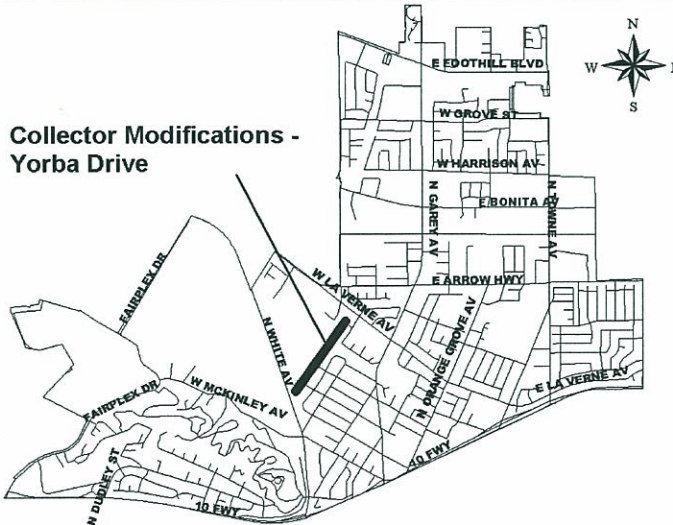
| Cost by Project Categorization | Cost | Funding Summary | Impact on Future Operating Costs |
|---|----------------|--|--|
| Land Acquisition / Right of Way | | Total Proj Cost \$ 210,000 | Increase <input type="checkbox"/> Annual Amt \$ _____ |
| Engineering / Architecture | 21,000 | Total Funded \$ 65,000 | Decrease <input checked="" type="checkbox"/> Annual Amt \$ 300 |
| Internal Costs (staff & operational expenses) | 42,000 | Total Unfunded \$ 145,000 | Minimal <input type="checkbox"/> Chg'd to fund # _____ |
| Construction | 126,000 | Restricted Funding <input checked="" type="checkbox"/> Yes <input type="checkbox"/> No | |
| Construction Mgmt / Inspection | 10,500 | | |
| Other - Geotech, Environmental, Survey | 10,500 | | |
| Total | 210,000 | | |

Funding Allocation


| Funding Source(s) | YTD Costs as of 02/28/09 | Remaining Budget | Fiscal 2009/10 | Plan 2010/11 | Plan 2011/12 | Plan 2012/13 | Plan Beyond 2013 |
|-------------------|--------------------------|------------------|----------------|--------------|--------------|--------------|------------------|
| Gas Tax | 41,124 | 23,876 | | | | | |
| Series "AG" Bonds | | | | | | | |
| | | | | | | | |
| | | | | | | | |
| Total | 41,124 | 23,876 | - | - | - | - | - |

| | |
|--|----------------|
| Proposed Unfunded Project Costs | 145,000 |
|--|----------------|

Project Location



Unfunded Projects



CITY OF POMONA
Capital Improvement Program
Unfunded Storm Drain Projects

| Council Request | Council District | Project Title | Project Description | Estimated Cost | Origination Year |
|------------------------|-------------------------|---|--|-----------------------|-------------------------|
| * | 4 | Drainage Study at Jefferson Avenue/ Eleanor Street and McKinley Avenue/Palomares Street | Provide drainage study in the local areas of Jefferson Ave at Eleanor St and McKinley Ave at Palomares St | 75,000 | FY 05/06 |
| | 3 | Storm Drain - County Road (Citron Pl to Towne Ave) | Construction of storm drain with local catch basins to redirect storm runoff in the cul-de-sacs south of County Road (Citron Pl, Chestnut Pl, Cottonwood Pl, Camphor Pl, Tampa Pl and Teresa Pl) to an existing storm drain in Towne Ave | 2,000,000 | FY 05/06 |
| | 1 | Storm Drain Improvements – N/W of Holt Avenue and Fairplex Drive | Underground a section of an existing open channel northwesterly from Fairplex Drive and Holt Avenue through private property | 800,000 | FY 02/03 |