

---

# *Miscellaneous Projects*



## Five Year Capital Improvement Program

	Page #	Council Request *	YTD Costs as of 2/28/10	Remaining Budget
<b>Miscellaneous Capital Projects</b>				
~ Funded Projects ~				
General Plan Update, Corridors Specific and PublicTransportation Plan	1		323,692	737,052
Phillips Ranch Landfill Remediation - City	2		634,312	-
Phillips Ranch Landfill Remediation - RDA	3		2,003,333	56,667
Pomona Community Technology - Citywide	4		344,437	49,563
Subtotals:			3,305,774	843,282
<b>Miscellaneous Category Totals:</b>			3,305,774	843,282


### Five Year Capital Improvement Program


Adopted 2010/11	Plan 2011/12	Plan 2012/13	Plan 2013/14	Plan Beyond 2014	Impact to Future Operating
-	-	-	-	-	Minimal
-	-	-	-	-	Minimal
-	-	-	-	-	Minimal
-	-	-	-	-	Minimal
-	-	-	-	-	
-	-	-	-	-	



*THIS PAGE INTENTIONALLY LEFT BLANK*







---

# *Funded Projects*



**CITY OF POMONA**  
**Capital Improvement Program Project Details**

Project Title: General Plan Update, Corridors Specific and Public Transportation Plan - Citywide

**Project Description:** This project is for the completion of the Master Environment Assessment and the General Plan over multiple years. Approximately 80 to 90 percent of the update is completed. Completion is anticipated in FY2007/08; however, changes in City Council have necessitated various changes to the General Plan. It is anticipated that the remainder of the General Plan along with the update of the Zoning Code will be completed by the planning staff. An amendment to the General Plan update agreement included the preparation of a Natural Hazard Mitigation Plan which was completed in FY 2004/05.

Project Number:  
 418-1712-XXXXX-70893  
 Department / Division  
 CD / Planning

<b>Council District:</b> <input type="checkbox"/> - 1 <input type="checkbox"/> - 2 <input type="checkbox"/> - 3 <input type="checkbox"/> - 4 <input type="checkbox"/> - 5 <input type="checkbox"/> - 6 <input checked="" type="checkbox"/> Citywide <input type="checkbox"/> Council Request	<b>Project Status:</b> <input type="checkbox"/> New <input type="checkbox"/> Pending <input type="checkbox"/> RFP prepared <input checked="" type="checkbox"/> In design <input type="checkbox"/> Out to Bid <input type="checkbox"/> Under Construction	<b>Changes from Prior Year:</b> <input type="checkbox"/> No Change <input type="checkbox"/> Project Accelerated <input type="checkbox"/> Project Delayed <input type="checkbox"/> Additional Approp <input type="checkbox"/> Decrease Approp	<b>Project Statistics:</b> Project related to: <input type="checkbox"/> Safety & Health <input type="checkbox"/> Masterplan <input checked="" type="checkbox"/> Council Goal <u>Maintain and Improve Infrastructure</u> Origination Yr: FY09/10 Yr Amended: FY10/11 % Completed: 31%
---	--	---	---

**Financial Requirements:**

Cost by Project Categorization	Cost	Funding Summary	Impact on Future Operating Costs
Land Acquisition / Right of Way		Total Proj Cost \$ 1,060,744	Increase <input type="checkbox"/> Annual Amt \$
Engineering / Architecture		Total Funded \$ 1,060,744	Decrease <input type="checkbox"/> Annual Amt \$
Internal Costs (staff & operational expenses)		Total Unfunded \$ -	Minimal <input checked="" type="checkbox"/> Chg'd to fund # 101
Construction		Restricted Funding <input checked="" type="checkbox"/> Yes <input type="checkbox"/> No	
Construction Mgmt / Inspection			
Other - Specify	1,060,744		
<b>Total</b>	<b>1,060,744</b>		

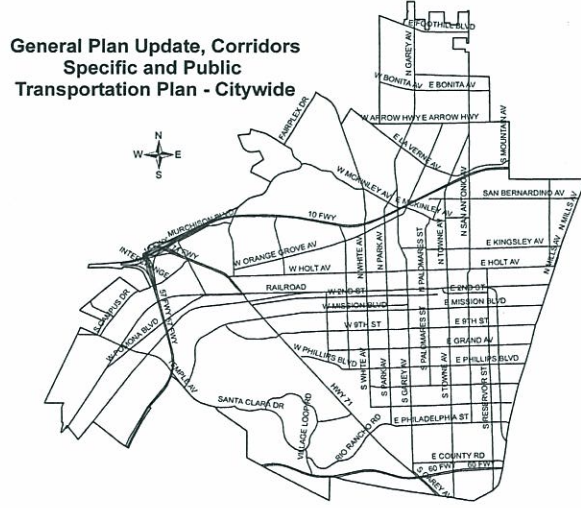
**Funding Allocation**

Funding Source(s)	YTD Costs as of 02/28/10	Remaining Budget	Fiscal 2010/11	Plan 2011/12	Plan 2012/13	Plan 2013/14	Plan Beyond 2014
Capital Outlay	106,074						
Series "AW" Bonds	217,618	111,213					
Low/Mod Funds		212,150					
CDBG Funds		201,541					
Water Funds		106,074					
Sewer Funds		106,074					
<b>Total</b>	<b>323,692</b>	<b>737,052</b>	<b>-</b>	<b>-</b>	<b>-</b>	<b>-</b>	<b>-</b>

**Proposed Unfunded Project Costs**

--	--	--	--	--	--	--	--

**Project Location**







**CITY OF POMONA**  
**Capital Improvement Program Project Details**

Project Title: Phillips Ranch Landfill Remediation - RDA

**Project Description:** Remediation of the Phillips Ranch Landfill is mandated by California Redevelopment Law under Health and Safety Code 33459 (also known as the Polanco Act). The remediation of the landfill is essential to protect public health and safety by mitigating the migration of contaminated materials off-site.

Project Number:  
441-6725-XXXXX-73365  
 Department / Division  
RDA

<b>Council District</b> <input type="checkbox"/> - 1 <input type="checkbox"/> - 2 <input type="checkbox"/> - 3 <input type="checkbox"/> - 4 <input checked="" type="checkbox"/> - 5 <input type="checkbox"/> - 6 <input type="checkbox"/> Citywide <input type="checkbox"/> Council Request	<b>Project Status:</b> <input type="checkbox"/> New <input checked="" type="checkbox"/> Pending <input type="checkbox"/> RFP prepared <input type="checkbox"/> In design <input type="checkbox"/> Out to Bid <input type="checkbox"/> Under Construction	<b>Changes from Prior Year:</b> <input checked="" type="checkbox"/> No Change <input type="checkbox"/> Project Accelerated <input type="checkbox"/> Project Delayed <input type="checkbox"/> Additional Approp <input type="checkbox"/> Decrease Approp	<b>Project Statistics:</b> Project related to: <input checked="" type="checkbox"/> Safety & Health <input type="checkbox"/> Masterplan _____ <input type="checkbox"/> Council Goal _____ Origination Yr: FY95/96 Yr Amended: FY06/07 % Completed: 97%
--	--	--	--

**Financial Requirements:**

Cost by Project Categorization	Cost	Funding Summary	Impact on Future Operating Costs
Land Acquisition / Right of Way	300,000	Total Proj Cost \$ 2,060,000	Increase <input type="checkbox"/> Annual Amt \$ _____
Engineering / Architecture	838,400	Total Funded \$ 2,060,000	Decrease <input type="checkbox"/> Annual Amt \$ _____
Internal Costs (staff & operational expenses)	203,945	Total Unfunded \$ -	Minimal <input checked="" type="checkbox"/> Chg'd to fund # 440
Construction	409,000	Restricted Funding <input checked="" type="checkbox"/> Yes <input type="checkbox"/> No	
Construction Mgmt / Inspection	200,000		
Other - Specify	108,655		
<b>Total</b>	<b>2,060,000</b>		

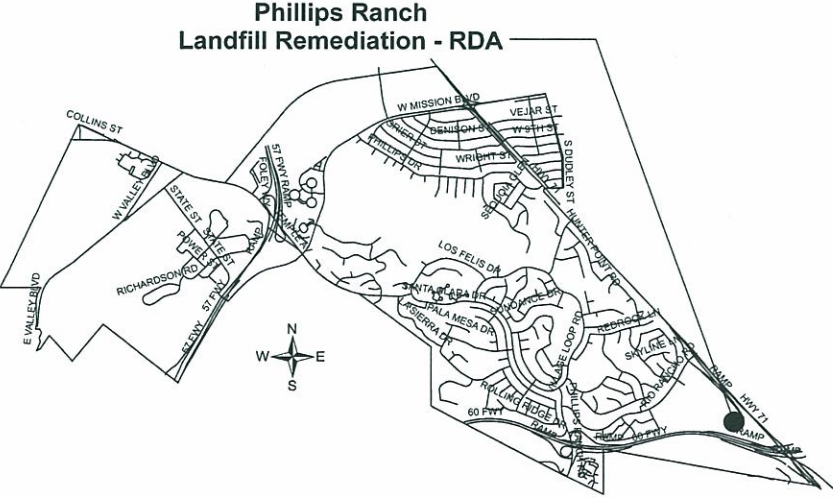
**Funding Allocation**

Funding Source(s)	YTD Costs as of 02/28/10	Remaining Budget	Fiscal 2010/11	Plan 2011/12	Plan 2012/13	Plan 2013/14	Plan Beyond 2014
Series "W" Bonds	1,175,270	56,667					
Redevelopment Agency (Prior)	668,063						
Insurance Recovery	160,000						
<b>Total</b>	<b>2,003,333</b>	<b>56,667</b>	-	-	-	-	-

**Proposed Unfunded Project Costs**

--	--	--	--	--	--

**Project Location**



**CITY OF POMONA**  
**Capital Improvement Program Project Details**

Project Title: Pomona Community Technology - Citywide

**Project Description:** This project funded through MTA maintains an "e-city" system that will utilize technology to reduce transportation trips by providing access to community based services and local government through electronic mediums. Computer kiosks, providing access to the general public, are located at Washington Park Community Center, Indian Hill Village (1460 E. Holt), Westmont Park Community Center, Palomares Park Community Center, Pomona Public Library, the Pomona Regional Transit Center, Albertson's Grocery Store, Cardenas Market, and the Pomona City Hall lobby. This year the kiosks will be upgraded/repaired to continue operation.

Project Number:  
 261-1791-XXXXX-00000  
 Department / Division  
 CD / RDA

<b>Council District</b> <input type="checkbox"/> - 1 <input type="checkbox"/> - 2 <input type="checkbox"/> - 3 <input type="checkbox"/> - 4 <input type="checkbox"/> - 5 <input type="checkbox"/> - 6 <input checked="" type="checkbox"/> Citywide <input type="checkbox"/> Council Request	<b>Project Status:</b> <input type="checkbox"/> New <input checked="" type="checkbox"/> Pending <input type="checkbox"/> RFP prepared <input type="checkbox"/> In design <input type="checkbox"/> Out to Bid <input type="checkbox"/> Under Construction	<b>Changes from Prior Year:</b> <input checked="" type="checkbox"/> No Change <input type="checkbox"/> Project Accelerated <input type="checkbox"/> Project Delayed <input type="checkbox"/> Additional Approp <input type="checkbox"/> Decrease Approp	<b>Project Statistics:</b> Project related to: <input type="checkbox"/> Safety & Health <input type="checkbox"/> Masterplan <input checked="" type="checkbox"/> Council Goal    Quality City Service Origination Yr:    FY02/03 Yr Amended:        FY09/10 % Completed:        87%
--	--	--	---

**Financial Requirements:**

<i>Cost by Project Categorization</i>	<i>Cost</i>	<i>Funding Summary</i>	<i>Impact on Future Operating Costs</i>
Land Acquisition / Right of Way		Total Proj Cost \$ 394,000	Increase <input type="checkbox"/> Annual Amt \$ _____
Engineering / Architecture	155,408	Total Funded \$ 394,000	Decrease <input type="checkbox"/> Annual Amt \$ _____
Internal Costs (staff & operational expenses)	23,200	Total Unfunded \$ -	Minimal <input checked="" type="checkbox"/> Chg'd to fund # 101
Construction		Restricted Funding <input checked="" type="checkbox"/> Yes <input type="checkbox"/> No	
Construction Mgmt / Inspection			
Other - Specify	215,392		
<b>Total</b>	<b>394,000</b>		

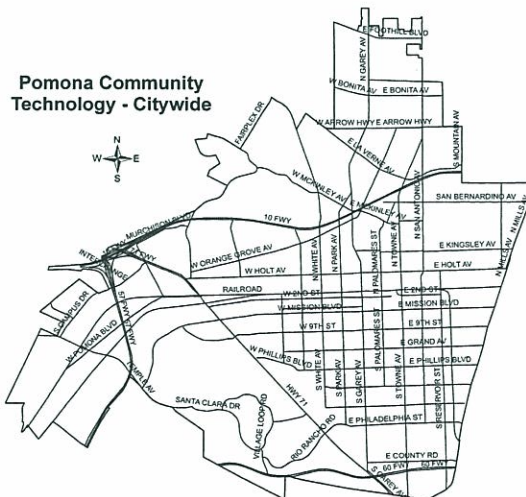
**Funding Allocation**

Funding Source(s)	YTD Costs as of 02/28/10	Remaining Budget	Fiscal 2010/11	Plan 2011/12	Plan 2012/13	Plan 2013/14	Plan Beyond 2014
MTA Grant	236,437	49,563					
AB 2766	108,000						
<b>Total</b>	<b>344,437</b>	<b>49,563</b>	-	-	-	-	-

**Proposed**

**Unfunded Project Costs**

**Project Location**





*THIS PAGE INTENTIONALLY LEFT BLANK*



---

# *Partially Funded Projects*





No Projects  
In This Section



---

# *Unfunded Projects*





No Projects  
In This Section

